



EASTERN REGION SNOWSPORTS ASSOCIATION
SKI CHAMPIONSHIPS 2018 (SnoZone)

Special Slalom - U12's (Girls & Boys)

ERSA Champs - Final Ranking



Rank	Bib.	RegNo	Year	Cat	Rank	Name	====	Club	Run 1	Run 2	Time	Gap
------	------	-------	------	-----	------	------	------	------	-------	-------	------	-----

=== ERS Under 08 Girls ===

1	38		2011	U08	(1)	FLITTON Lily		HEM	18.23	* 17.58	17.58	
2	26		2012	U08	(2)	GREEN Isis		NOR	* 21.39	21.88	21.39	3.81
3	54		2011	U08	(3)	ADAMS Bethany		SMK	24.61	* 22.29	22.29	4.71
4	25		2012	U08	(4)	ANDERSON Esme		VIK	23.55	* 23.42	23.42	5.84

=== ERS Under 08 Boys ===

1	47		2011	U08	(1)	SAVAGE Robert		HEM	* 22.79	23.41	22.79	
---	----	--	------	-----	-----	---------------	--	-----	---------	-------	--------------	--

=== ERS Under 10 Girls ===

1	9	23929	2009	U10	(1)	MAGNANI Emily		HEM	* 15.98	16.21	15.98	
2	15		2009	U10	(2)	PIETRZAK Amelia		ESX	17.81	* 16.26	16.26	0.28
3	24		2009	U10	(3)	GREEN Tallulah		NOR	20.62	* 20.34	20.34	4.36
4	45		2009	U10	(4)	HARRISON Emma		SMK	* 22.86	23.44	22.86	6.88

=== ERS Under 10 Boys ===

1	53	24959	2009	U10	(1)	ADKINS Harrison		SMK	17.99	* 16.22	16.22	
2	2		2009	U10	(2)	BLACKWELL Jasper		TAL	17.08	* 16.44	16.44	0.22
3	39		2009	U10	(3)	CUTHBERT Adam Richard		SMK	17.45	* 16.76	16.76	0.54
4	13		2010	U10	(4)	KINGE Jacob		NOR	18.10	* 18.00	18.00	1.78
5	3		2009	U10	(5)	HARTNELL Sonny		NOR	* 18.02	19.44	18.02	1.80
6	23		2009	U10	(6)	ENDERSBY Myles		EVO	* 18.33	39.15	18.33	2.11
7	22		2009	U10	(7)	HARTNELL Freddy		NOR	* 18.85	19.63	18.85	2.63
8	51		2010	U10	(8)	BARNES Jake		SMK	21.45	* 20.67	20.67	4.45
9	44		2010	U10	(9)	GIBSON Alexander		SMK	21.99	* 21.57	21.57	5.35
10	52		2010	U10	(10)	JOHNSON Hayden		SMK	* 21.83	22.39	21.83	5.61

=== ERS Under 12 Girls ===








1	43	22859	2007	U12	(1)	PUTMAN Daisy		TSN	15.94	* 14.91	14.91	
2	8	23945	2007	U12	(2)	SAUNDERS Katie		HEM	15.09	* 15.04	15.04	0.13
3	5	23666	2008	U12	(3)	HOWESON Lucy		HEM	15.57	* 15.56	15.56	0.65
4	11	24038	2007	U12	(4)	BUSHELL Grace		NOR	17.03	* 16.42	16.42	1.51

EASTERN REGION SNOWSPORTS ASSOCIATION












SKI CHAMPIONSHIPS 2018 (SnoZone)

Special Slalom - U12's (Girls & Boys)



ERSA Champs - Final Ranking

Rank	Bib.	RegNo	Year	Cat	Rank	Name	====	Club	Run 1	Run 2	Time	Gap
5	10		2007	U12	(5)	SARKAR Anna		ESX	16.79	* 16.74	16.74	1.83
6	19		2007	U12	(6)	GIBBS Heidi		NOR	18.55	* 17.82	17.82	2.91
7	21		2007	U12	(7)	MONTGOMERY Isobel		NOR	19.02	* 18.14	18.14	3.23
8	49		2007	U12	(8)	ROBERTSHAW Jasmine		SMK	* 18.32	18.48	18.32	3.41
9	40		2007	U12	(9)	COZENS Zoe		NOR	19.14	* 18.54	18.54	3.63
10	17		2007	U12	(10)	LINCOLN Imogen		NOR	19.33	* 18.75	18.75	3.84
11	14		2007	U12	(11)	KINGE Lucy		NOR	19.99	* 19.91	19.91	5.00

=== ERSA Under 12 Boys ===

1	7		2007	U12	(1)	PIETRZAK Maximilian		ESX	15.53	* 14.59	14.59	
2	4	23557	2007	U12	(2)	MITCHELL Kieran		NOR	15.91	* 15.50	15.50	0.91
3	1	24073	2007	U12	(3)	WOOD George		VIK	16.23	* 15.63	15.63	1.04
4	42	23961	2007	U12	(4)	DUCKENFIELD Jack		HEM	* 15.69	15.70	15.69	1.10
5	18		2008	U12	(5)	GREEN Johnny		NOR	17.89	* 17.25	17.25	2.66
6	6		2007	U12	(6)	FRANCIS Jude		VIK	18.94	* 18.29	18.29	3.70
7	16		2008	U12	(7)	GIBBS Evan		NOR	20.38	* 18.74	18.74	4.15
8	20		2008	U12	(8)	WEST Haydn		WGC	DSQ	* 18.76	18.76	4.17
9	48		2008	U12	(9)	CHEW Ralph		SMK	* 20.40	20.82	20.40	5.81
10	41		2007	U12	(10)	FORDE - POGSON Hayden		NOR	* 20.96	22.23	20.96	6.37
11	46		2008	U12	(11)	CHUTE Cameron		SMK	* 21.34	21.43	21.34	6.75

Did Not Start - Run 1 (2)

12		2007	U12		GODLEY Benedict		WGC	DNS	DNS		
50		2008	U12		KAPUR Adi		SMK	DNS	DNS		

Disqualified - Run 1 (1)

20		2008	U12		WEST Haydn		WGC	DSQ	* 18.76		
----	--	------	-----	--	------------	---	-----	-----	---------	--	--

Did Not Start - Run 2 (2)

12		2007	U12		GODLEY Benedict		WGC	DNS	DNS		
50		2008	U12		KAPUR Adi		SMK	DNS	DNS		



EASTERN REGION SNOWSPORTS ASSOCIATION
SKI CHAMPIONSHIPS 2018 (SnoZone)
Special Slalom - U12's (Girls & Boys)
ERSA Championships - SNOW - Final Ranking



Rank	Bib.	RegNo	Year	Cat	(Rank Name)	====	Club	Run 1	Run 2	Time	Gap	Points	Perf.
==ERSA Girls and Ladies ==													
1	43	22859	2007	U12 (1)	PUTMAN Daisy		TSN	15.94	* 14.91	14.91	0.00	0.00	- 0.72
2	8	23945	2007	U12 (2)	SAUNDERS Katie		HEM	15.09	* 15.04	15.04	0.13	6.28	+ 6.60
3	5	23666	2008	U12 (3)	HOWESON Lucy		HEM	15.57	* 15.56	15.56	0.65	31.39	- 19.05
4	9	23929	2009	U10 (1)	MAGNANI Emily		HEM	* 15.98	16.21	15.98	1.07	51.67	- 16.46
5	15		2009	U10 (2)	PIETRZAK Amelia		ESX	17.81	* 16.26	16.26	1.35	65.19	- 61.13
6	11	24038	2007	U12 (4)	BUSHELL Grace		NOR	17.03	* 16.42	16.42	1.51	72.92	+ 74.12
7	10		2007	U12 (5)	SARKAR Anna		ESX	16.79	* 16.74	16.74	1.83	88.37	+ 52.37
8	38		2011	U08 (1)	FLITTON Lily		HEM	18.23	* 17.58	17.58	2.67	128.93	- 47.90
9	19		2007	U12 (6)	GIBBS Heidi		NOR	18.55	* 17.82	17.82	2.91	140.52	- 50.71
10	21		2007	U12 (7)	MONTGOMERY Isobel		NOR	19.02	* 18.14	18.14	3.23	155.98	- 81.31
11	49		2007	U12 (8)	ROBERTSHAW Jasmine		SMK	* 18.32	18.48	18.32	3.41	164.67	-
12	40		2007	U12 (9)	COZENS Zoe		NOR	19.14	* 18.54	18.54	3.63	175.29	+ 82.71
13	17		2007	U12 (10)	LINCOLN Imogen		NOR	19.33	* 18.75	18.75	3.84	185.43	- 3.24
14	14		2007	U12 (11)	KINGE Lucy		NOR	19.99	* 19.91	19.91	5.00	241.45	+ 111.13
15	24		2009	U10 (3)	GREEN Tallulah		NOR	20.62	* 20.34	20.34	5.43	262.21	- 94.89
16	26		2012	U08 (2)	GREEN Isis		NOR	* 21.39	21.88	21.39	6.48	312.92	- 202.49
17	54		2011	U08 (3)	ADAMS Bethany		SMK	24.61	* 22.29	22.29	7.38	356.38	-
18	45		2009	U10 (4)	HARRISON Emma		SMK	* 22.86	23.44	22.86	7.95	383.90	- 156.47
19	25		2012	U08 (4)	ANDERSON Esme		VIK	23.55	* 23.42	23.42	8.51	410.95	+ 27.21

== ERSAs Boys and Men ==

1	7		2007	U12 (1)	PIETRZAK Maximilian		ESX	15.53	* 14.59	14.59	0.00	0.00	- 18.12
2	4	23557	2007	U12 (2)	MITCHELL Kieran		NOR	15.91	* 15.50	15.50	0.91	44.91	+ 82.76
3	1	24073	2007	U12 (3)	WOOD George		VIK	16.23	* 15.63	15.63	1.04	51.32	+ 22.97
4	42	23961	2007	U12 (4)	DUCKENFIELD Jack		HEM	* 15.69	15.70	15.69	1.10	54.28	+ 7.87
5	53	24959	2009	U10 (1)	ADKINS Harrison		SMK	17.99	* 16.22	16.22	1.63	80.44	-
6	2		2009	U10 (2)	BLACKWELL Jasper		TAL	17.08	* 16.44	16.44	1.85	91.30	+ 42.20
7	39		2009	U10 (3)	CUTHBERT Adam Richard		SMK	17.45	* 16.76	16.76	2.17	107.09	+ 8.59
8	18		2008	U12 (5)	GREEN Johnny		NOR	17.89	* 17.25	17.25	2.66	131.27	- 20.54
9	13		2010	U10 (4)	KINGE Jacob		NOR	18.10	* 18.00	18.00	3.41	168.28	+ 66.44
10	3		2009	U10 (5)	HARTNELL Sonny		NOR	* 18.02	19.44	18.02	3.43	169.27	+ 97.43
11	6		2007	U12 (6)	FRANCIS Jude		VIK	18.94	* 18.29	18.29	3.70	182.59	+ 98.61
12	23		2009	U10 (6)	ENDERSBY Myles		EVO	* 18.33	39.15	18.33	3.74	184.56	- 97.33
13	16		2008	U12 (7)	GIBBS Evan		NOR	20.38	* 18.74	18.74	4.15	204.80	+ 97.38
14	20		2008	U12 (8)	WEST Haydn		WGC	DSQ	* 18.76	18.76	4.17	205.78	+ 49.10
15	22		2009	U10 (7)	HARTNELL Freddy		NOR	* 18.85	19.63	18.85	4.26	210.23	+ 4.36
16	48		2008	U12 (9)	CHEW Ralph		SMK	* 20.40	20.82	20.40	5.81	286.72	-
17	51		2010	U10 (8)	BARNES Jake		SMK	21.45	* 20.67	20.67	6.08	300.04	-
18	41		2007	U12 (10)	FORDE - POGSON Hayden		NOR	* 20.96	22.23	20.96	6.37	314.35	+ 151.82
19	46		2008	U12 (11)	CHUTE Cameron		SMK	* 21.34	21.43	21.34	6.75	333.10	-
20	44		2010	U10 (9)	GIBSON Alexander		SMK	21.99	* 21.57	21.57	6.98	344.46	- 117.63
21	52		2010	U10 (10)	JOHNSON Hayden		SMK	* 21.83	22.39	21.83	7.24	357.29	-

EASTERN REGION SNOWSPORTS ASSOCIATION
SKI CHAMPIONSHIPS 2018 (SnoZone)
Special Slalom - U12's (Girls & Boys)
ERSA Championships - SNOW - Final Ranking

Rank	Bib.	RegNo	Year	Cat	(Rank Name)	====	Club	Run 1	Run 2	Time	Gap	Points	Perf.
22	47		2011	U08	(1) SAVAGE Robert		HEM	* 22.79	23.41	22.79	8.20	404.66	-

Did Not Start - Run 1 (2)

12			2007	U12	GODLEY Benedict		WGC	DNS	DNS				
50			2008	U12	KAPUR Adi		SMK	DNS	DNS				

Disqualified - Run 1 (1)

20			2008	U12	WEST Haydn		WGC	DSQ	* 18.76				
----	--	--	------	-----	------------	---	-----	-----	---------	--	--	--	--

Did Not Start - Run 2 (2)

12			2007	U12	GODLEY Benedict		WGC	DNS	DNS				
50			2008	U12	KAPUR Adi		SMK	DNS	DNS				



EASTERN REGION SNOWSPORTS ASSOCIATION

SKI CHAMPIONSHIPS 2018

Special Slalom - Female & Male

ERSA Champs - Final Ranking



Rank	Bib.	RegNo	Year	Cat	Rank	Name	====	Club	Run 1	Run 2	Time	Gap
------	------	-------	------	-----	------	------	------	------	-------	-------	------	-----

=== ERS Under 14 Girls ===

1	81	22938	2006	U14	(1)	HOWESON Olivia		HEM	* 14.23	20.44	14.23	
2	109		2006	U14	(2)	TOMKINSON Isabella		TSN	15.88	* 15.38	15.38	1.15
3	87	22937	2005	U14	(3)	ALEY Lauren		HEM	15.80	* 15.48	15.48	1.25
4	82	24065	2005	U14	(4)	LINCOLN Isabel		NOR	16.07	* 15.54	15.54	1.31
5	105	22858	2006	U14	(5)	PUTMAN Abigail		TSN	* 16.22	DSQ	16.22	1.99
6	86	22930	2006	U14	(6)	BLACKWELL Lucy		TAL	16.84	* 16.58	16.58	2.35
7	115		2006	U14	(7)	FLITTON Zoe		HEM	17.34	* 16.96	16.96	2.73
8	108		2005	U14	(8)	STEVENS Cordelia		HEM	* 16.98	DSQ	16.98	2.75
9	114	22900	2005	U14	(9)	ARLOTT Holly		SMK	* 16.99	17.11	16.99	2.76
10	230		2005	U14	(10)	BURTON Evie		SMK	* 17.33	17.55	17.33	3.10
11	95		2006	U14	(11)	GREEN Axel Rose		NOR	19.29	* 18.54	18.54	4.31
12	120		2005	U14	(12)	SCORER Audrey		SMK	19.78	* 18.68	18.68	4.45
13	94		2005	U14	(13)	BELL Matilda		HEM	* 18.87	19.39	18.87	4.64
14	92	24893	2006	U14	(14)	VENABLES Phoebe		VIK	* 19.63	20.26	19.63	5.40

Did Not Start - Run 1 (3)

93			2005	U14		MOUNTAIN Lizzie		HEM	DNS	DNS		
111	25103		2006	U14		SMITH Aimee		HEM	DNS	DNS		
113	25102		2006	U14		SMITH Jemma		HEM	DNS	DNS		

Did Not Start - Run 2 (3)

93			2005	U14		MOUNTAIN Lizzie		HEM	DNS	DNS		
111	25103		2006	U14		SMITH Aimee		HEM	DNS	DNS		
113	25102		2006	U14		SMITH Jemma		HEM	DNS	DNS		

Disqualified - Run 2 (2)

105	22858		2006	U14		PUTMAN Abigail		TSN	* 16.22	DSQ		
108			2005	U14		STEVENS Cordelia		HEM	* 16.98	DSQ		

=== ERS Under 14 Boys ===








1	163		2005	U14	(1)	GREEN Oddy		NOR	15.26	* 14.74	14.74	
2	149	22059	2006	U14	(2)	DADE Jake		NOR	15.54	* 14.82	14.82	0.08
3	157	23818	2005	U14	(3)	TEMPLE Frederick		NOR	15.55	* 15.31	15.31	0.57
4	197	22191	2005	U14	(4)	CHAMPION Benjamin		TSD	* 15.68	16.16	15.68	0.94
4	152	24227	2006	U14	(4)	HADINGHAM Alex		NOR	* 15.68	34.96	15.68	0.94
6	188		2006	U14	(6)	DUNN Samuel		SMK	15.85	* 15.71	15.71	0.97
7	167		2006	U14	(7)	PENNECK Alexander		ESX	16.52	* 16.29	16.29	1.55

EASTERN REGION SNOWSPORTS ASSOCIATION

SKI CHAMPIONSHIPS 2018

Special Slalom - Female & Male

ERSA Champs - Final Ranking

Rank	Bib.	RegNo	Year	Cat	Rank	Name	====	Club	Run 1	Run 2	Time	Gap
8	153		2005	U14	(8)	MONTGOMERY Freddie		NOR	* 16.36	DNF	16.36	1.62
9	164	24133	2006	U14	(9)	PHILLIPS Daniel		HEM	16.65	* 16.59	16.59	1.85
10	170		2005	U14	(10)	THOMSON Kai		VIK	17.40	* 16.94	16.94	2.20
11	212		2006	U14	(11)	WHITNELL MONK Indio		SMK	18.99	* 18.85	18.85	4.11
12	208		2006	U14	(12)	BROUGHTON Noah		SMK	* 18.88	19.66	18.88	4.14
13	194		2006	U14	(13)	COZENS Samuel		NOR	19.54	* 19.34	19.34	4.60
14	206		2006	U14	(14)	WOODHOUSE Luc		HEM	20.21	* 19.65	19.65	4.91

Did Not Start - Run 1 (2)

	209		2006	U14		SCOTT Thomas		HEM	DNS	DNS		
	211	23962	2006	U14		PILLAY Callum		HEM	DNS	DNS		











Did Not Start - Run 2 (2)

	209		2006	U14		SCOTT Thomas		HEM	DNS	DNS		
	211	23962	2006	U14		PILLAY Callum		HEM	DNS	DNS		

Did Not Finish - Run 2 (1)

	153		2005	U14		MONTGOMERY Freddie		NOR	* 16.36	DNF		
--	-----	--	------	-----	--	--------------------	---	-----	---------	-----	--	--

=== ERSA Under 16 Girls ===

1	80	23246	2003	U16	(1)	WARNE Charlotte		HEM	14.54	* 14.09	14.09	
2	85	21925	2003	U16	(2)	MCLEISH Emily		HEM	15.06	* 14.45	14.45	0.36
3	118	23720	2004	U16	(3)	DENNISON Hannah		MID	15.34	* 14.98	14.98	0.89
4	75	22179	2003	U16	(4)	HOLMES Abby		NOR	16.03	* 15.30	15.30	1.21
5	104	24207	2004	U16	(5)	GLADIN Amber		VIK	DSQ	* 15.44	15.44	1.35
6	74	24891	2004	U16	(6)	VENABLES Felicity		VIK	16.65	* 16.19	16.19	2.10
7	76		2003	U16	(7)	FRANCIS Mia		VIK	17.07	* 16.75	16.75	2.66
8	88		2003	U16	(8)	GROSE Elise		NOR	* 16.89	16.92	16.89	2.80
9	89	24072	2004	U16	(9)	WOOD Caitlin		VIK	* 17.67	18.49	17.67	3.58
10	112	21719	2003	U16	(10)	THOMAS Sophie		HEM	* 19.15	19.74	19.15	5.06

Did Not Start - Run 1 (2)

	83	23492	2004	U16		HERRIES Olivia		HEM	DNS	DNS		
	110	22806	2003	U16		FARROW Ellie		SMK	DNS	DNS		

Disqualified - Run 1 (1)

	104	24207	2004	U16		GLADIN Amber		VIK	DSQ	* 15.44		
--	-----	-------	------	-----	--	--------------	---	-----	-----	---------	--	--

Did Not Start - Run 2 (2)

	83	23492	2004	U16		HERRIES Olivia		HEM	DNS	DNS		
	110	22806	2003	U16		FARROW Ellie		SMK	DNS	DNS		

=== ERSA Under 16 Boys ===














1	192	21197	2004	U16	(1)	URQUHART Aiden		HEM	14.84	* 14.01	14.01	
2	132	20884	2003	U16	(2)	THOMPSON Joseph		NOR	14.58	* 14.09	14.09	0.08

EASTERN REGION SNOWSPORTS ASSOCIATION











SKI CHAMPIONSHIPS 2018

Special Slalom - Female & Male

ERSA Champs - Final Ranking

Rank	Bib.	RegNo	Year	Cat	Rank	Name	====	Club	Run 1	Run 2	Time	Gap
3	189	21213	2004	U16	(3)	METHERINGHAM Zachary		SMK	* 14.18	14.56	14.18	0.17
4	133	20748	2003	U16	(4)	DADE Tommy		NOR	14.55	* 14.19	14.19	0.18
5	148		2003	U16	(5)	TURNER Alfie		HEM	15.19	* 14.52	14.52	0.51
6	140	24443	2004	U16	(6)	MARSH Joel		NOR	15.44	* 14.82	14.82	0.81
7	199	23311	2003	U16	(7)	FULLER Joshua		SMK	* 15.13	15.13	15.13	1.12
8	142	23349	2003	U16	(8)	BUSHELL George		NOR	15.25	* 15.19	15.19	1.18
9	185	20264	2003	U16	(9)	REIDY Thomas		HEM	* 15.29	15.44	15.29	1.28
10	193		2003	U16	(10)	DUFF Matthew		SMK	* 15.47	15.99	15.47	1.46
11	190		2003	U16	(11)	WHITFORD Cooper		HEM	* 15.54	15.93	15.54	1.53
12	161		2004	U16	(12)	CANNING Thomas		NOR	16.15	* 15.76	15.76	1.75
13	145		2003	U16	(13)	ALGER James		NOR	1:35.60	* 16.00	16.00	1.99
14	202	24032	2004	U16	(14)	GARLEY Samuel		SMK	* 16.04	16.07	16.04	2.03
15	165		2004	U16	(15)	DAVIES Ben		NOR	17.27	* 17.07	17.07	3.06








=== ERSA Under 18 Ladies ===

1	79		2002	U18	(1)	STEVENS Lilyella		HEM	14.80	* 14.36	14.36	
2	77	21897	2002	U18	(2)	MARTIN Lily		ESX	14.92	* 14.71	14.71	0.35
3	73	20337	2001	U18	(3)	SKIPPER Megan		NOR	16.06	* 15.86	15.86	1.50
4	119	24448	2002	U18	(4)	WILDE Emily		SMK	* 16.97	17.24	16.97	2.61
5	90		2001	U18	(5)	TURNER Madeline		HEM	17.55	* 17.04	17.04	2.68
6	220		2002	U18	(6)	DE VILLIERS Jacqueline		HEM	19.67	* 18.60	18.60	4.24
7	226		2001	U18	(7)	SMITH Hannah		NOR	DSQ	* 18.94	18.94	4.58
8	121		2001	U18	(8)	MILLS Emily		SMK	20.25	* 19.79	19.79	5.43
9	124	25185	2002	U18	(9)	MEHRA Riya		SMK	* 19.86	21.48	19.86	5.50
10	91		2002	U18	(10)	POUNDALL Anya		NOR	20.46	* 20.39	20.39	6.03



Disqualified - Run 1 (1)

	226		2001	U18		SMITH Hannah		NOR	DSQ	* 18.94		
--	-----	--	------	-----	--	--------------	---	-----	-----	---------	--	--



=== ERSA Under 18 Men ===

1	143	22164	2001	U18	(1)	LONGSTAFF Michael		WGC	13.93	* 13.75	13.75	
2	137	19855	2002	U18	(2)	BINGHAM Nicholas		ESX	14.35	* 14.04	14.04	0.29
3	138	21196	2001	U18	(3)	URQUHART Colm		HEM	* 15.00	15.18	15.00	1.25
4	135		2002	U18	(4)	GOMEZ CLARKE Jamie		NOR	* 15.36	DSQ	15.36	1.61
5	172		2002	U18	(5)	WRIGHT Aaron		SMK	17.16	* 16.80	16.80	3.05
6	207		2001	U18	(6)	WALTON Jack		SMK	17.45	* 17.42	17.42	3.67
7	204		2001	U18	(7)	MARTIN Nathan		VIK	30.67	* 23.89	23.89	10.14

Did Not Start - Run 1 (2)

	158	23652	2002	U18		ROLFE Joshua		SMK	DNS	DNS		
	198		2001	U18		HUDSON Angus		SMK	DNS	DNS		

Did Not Start - Run 2 (2)

	158	23652	2002	U18		ROLFE Joshua		SMK	DNS	DNS		
	198		2001	U18		HUDSON Angus		SMK	DNS	DNS		

EASTERN REGION SNOWSPORTS ASSOCIATION

SKI CHAMPIONSHIPS 2018

Special Slalom - Female & Male

ERSA Champs - Final Ranking

Rank	Bib.	RegNo	Year	Cat	Rank	Name	====	Club	Run 1	Run 2	Time	Gap
------	------	-------	------	-----	------	------	------	------	-------	-------	------	-----




Disqualified - Run 2 (1)

	135		2002	U18		GOMEZ CLARKE Jamie		NOR	* 15.36	DSQ		
--	-----	--	------	-----	--	--------------------	---	-----	---------	-----	--	--





=== ERS Under 21 Ladies ===

1	71	22536	2000	U21	(1)	MCLEISH Alice		HEM	* 15.48	15.51	15.48	
---	----	-------	------	-----	-----	---------------	---	-----	---------	-------	--------------	--

=== ERS Under 21 Men ===

1	213	21218	1998	U21	(1)	BRESKAL Bailey		WGC	13.91	* 13.62	13.62	
2	196	20184	2000	U21	(2)	NEWTON William		HEM	* 14.42	14.73	14.42	0.80
3	131	21723	2000	U21	(3)	HOWE Charlie		NOR	16.01	* 14.43	14.43	0.81
4	139	23185	2000	U21	(4)	STEWART Oliver		NOR	14.77	* 14.47	14.47	0.85
5	136	22166	1999	U21	(5)	HOLMES Thomas		NOR	* 14.49	15.03	14.49	0.87
6	155		1998	U21	(6)	SYDER James		NOR	17.45	* 16.87	16.87	3.25

=== ERS Senior/Masters 1 Ladies ===

1	116	24938	1985	SM1	(1)	DEDECJUS Anna		HEM	15.38	* 15.29	15.29	
2	72		1992	SM1	(2)	BOWEN Catriona		NOR	17.00	* 16.49	16.49	1.20
3	126		1992	SM1	(3)	SNOWDON-BRETT Georgina		RAF	18.22	* 17.59	17.59	2.30
4	227		1987	SM1	(4)	WEIR Suzanne		NOR	19.95	* 19.13	19.13	3.84
5	127		1986	SM1	(5)	IRWIN Alice		RAF	* 20.22	20.43	20.22	4.93







Did Not Start - Run 1 (2)

	122	24130	1997	SM1		BUCKLE Hannah		ASR	DNS	DNS		
	128		1985	SM1		NIXON Claire		RAF	DNS	DNS		

Did Not Start - Run 2 (2)

	122	24130	1997	SM1		BUCKLE Hannah		ASR	DNS	DNS		
	128		1985	SM1		NIXON Claire		RAF	DNS	DNS		

=== ERS Senior/Masters 1 Men ===

1	144	4899	1985	SM1	(1)	MANN'S William		EVO	13.78	* 12.88	12.88	
2	215		1983	SM1	(2)	FIELDER Howard		RAF	* 13.93	14.21	13.93	1.05
3	214		1995	SM1	(3)	CARRINGTON Tom		RAF	* 15.60	DSQ	15.60	2.72
4	200	21654	1982	SM1	(4)	IMAMZADE Murat		HEM	16.43	* 16.05	16.05	3.17
5	217		1989	SM1	(5)	CHAMBERS Stef		RAF	17.42	* 16.90	16.90	4.02
6	216		1991	SM1	(6)	HARDERN Tom		RAF	18.56	* 18.26	18.26	5.38
7	210		1988	SM1	(7)	TOWERS Nicholas		SMK	19.21	* 18.40	18.40	5.52

Disqualified - Run 2 (1)

	214		1995	SM1		CARRINGTON Tom		RAF	* 15.60	DSQ		
--	-----	--	------	-----	--	----------------	---	-----	---------	-----	--	--

EASTERN REGION SNOWSPORTS ASSOCIATION

SKI CHAMPIONSHIPS 2018

Special Slalom - Female & Male

ERSA Champs - Final Ranking

Rank	Bib.	RegNo	Year	Cat	Rank	Name	====	Club	Run 1	Run 2	Time	Gap
------	------	-------	------	-----	------	------	------	------	-------	-------	------	-----

=== ERSA Masters 2 Ladies ===

1	84	20742	1971	MA2	(1)	SAMPSON Melissa		NOR	17.43	* 16.73	16.73	
2	78		1970	MA2	(2)	ANDERSON Beverley		VIK	17.27	* 16.97	16.97	0.24









Did Not Start - Run 1 (1)

	96		1969	MA2		KERRIDGE Rachel		VIK	DNS	DNS		
--	----	--	------	-----	--	-----------------	---	-----	-----	-----	--	--

Did Not Start - Run 2 (1)

	96		1969	MA2		KERRIDGE Rachel		VIK	DNS	DNS		
--	----	--	------	-----	--	-----------------	---	-----	-----	-----	--	--

=== ERSA Masters 2 Men ===

1	141	9129	1968	MA2	(1)	URQUHART John		HEM	15.28	* 14.30	14.30	
2	134	13217	1968	MA2	(2)	SHARP Anthony		HEM	15.55	* 15.25	15.25	0.95
3	146	24596	1974	MA2	(3)	GARDNER Garedd		ESX	15.81	* 15.52	15.52	1.22
4	160		1971	MA2	(4)	WOODHOUSE Jamie		HEM	15.88	* 15.78	15.78	1.48
5	191		1972	MA2	(5)	WALKINGTON Stuart		HEM	16.60	* 16.43	16.43	2.13
6	201	21652	1975	MA2	(6)	ROBERTSHAW Gavin		SMK	17.61	* 17.40	17.40	3.10
7	166		1971	MA2	(7)	KINGE Blane		NOR	19.88	* 18.15	18.15	3.85
8	171	21942	1972	MA2	(8)	LINCOLN Piers		NOR	21.05	* 20.42	20.42	6.12

Did Not Start - Run 1 (1)

	169		1973	MA2		WOOD Andy		VIK	DNS	DNS		
--	-----	--	------	-----	--	-----------	---	-----	-----	-----	--	--

Did Not Start - Run 2 (1)

	169		1973	MA2		WOOD Andy		VIK	DNS	DNS		
--	-----	--	------	-----	--	-----------	---	-----	-----	-----	--	--

=== ERSA Masters 3 Ladies ===

1	123	21630	1963	MA3	(1)	EDWARDS Rachel		SMK	DSQ	* 19.50	19.50	
2	117		1967	MA3	(2)	KERBYSON Sue		SMK	* 21.52	22.35	21.52	2.02

Disqualified - Run 1 (1)

	123	21630	1963	MA3		EDWARDS Rachel		SMK	DSQ	* 19.50		
--	-----	-------	------	-----	--	----------------	---	-----	-----	---------	--	--

=== ERSA Masters 3 Men ===

1	147	10596	1963	MA3	(1)	BUNTON Paul		HEM	16.18	* 15.71	15.71	
2	151	24084	1967	MA3	(2)	KING Alistair		HEM	16.55	* 15.73	15.73	0.02
3	150		1964	MA3	(3)	THOMSON Stewart		VIK	16.11	* 16.02	16.02	0.31
4	162	24015	1960	MA3	(4)	CAMPBELL Stephen		HEM	16.99	* 16.44	16.44	0.73
5	156	18665	1967	MA3	(5)	SYDER Mark		NOR	17.64	* 16.93	16.93	1.22
6	154		1966	MA3	(6)	HOLMES Peter		NOR	17.63	* 17.10	17.10	1.39
7	195		1966	MA3	(7)	MORGAN Robert		HEM	* 17.32	17.32	17.32	1.61

EASTERN REGION SNOWSPORTS ASSOCIATION

SKI CHAMPIONSHIPS 2018

Special Slalom - Female & Male

ERSA Champs - Final Ranking

Rank	Bib.	RegNo	Year	Cat	Rank	Name	====	Club	Run 1	Run 2	Time	Gap
8	168		1966	MA3	(8)	GARRETT Mike		NOR	19.15	* 18.62	18.62	2.91
9	186	8713	1959	MA3	(9)	CLARKE Christopher		HEM	* 18.72	18.90	18.72	3.01
10	187	41974	1960	MA3	(10)	THOMAS Pat		HEM	19.24	* 19.05	19.05	3.34
11	159	10372	1959	MA3	(11)	ANDERSON Christopher		VIK	50.89	* 19.15	19.15	3.44
12	203		1963	MA3	(12)	PODKOWINSKI Krzysztof		SMK	* 19.73	21.20	19.73	4.02

Did Not Start - Run 1 (1)

205	25101	1965	MA3		SMITH Jeremy		HEM	DNS	DNS		
-----	-------	------	-----	--	---------------------	---	-----	-----	-----	--	--

Did Not Start - Run 2 (1)

205	25101	1965	MA3		SMITH Jeremy		HEM	DNS	DNS		
-----	-------	------	-----	--	---------------------	---	-----	-----	-----	--	--



EASTERN REGION SNOWSPORTS ASSOCIATION

SKI CHAMPIONSHIPS 2018

Special Slalom - Female & Male

ERSA Championships - SNOW - Final Ranking



Rank Bib. RegNo Year Cat (Rank Name) ===== Club Run 1 Run 2 Time Gap Points Perf.

==ERSA Girls and Ladies ==

1	80	23246	2003	U16 (1)	WARNE Charlotte		HEM	14.54	* 14.09	14.09	0.00	- 8.07
2	81	22938	2006	U14 (1)	HOWESON Olivia		HEM	* 14.23	20.44	14.23	0.14	7.15 - 15.50
3	79		2002	U18 (1)	STEVENS Lilyella		HEM	14.80	* 14.36	14.36	0.27	13.80 - 41.78
4	85	21925	2003	U16 (2)	MCLEISH Emily		HEM	15.06	* 14.45	14.45	0.36	18.40 - 19.06
5	77	21897	2002	U18 (2)	MARTIN Lily		ESX	14.92	* 14.71	14.71	0.62	31.68 + 36.92
6	118	23720	2004	U16 (3)	DENNISON Hannah		MID	15.34	* 14.98	14.98	0.89	45.48 -
7	116	24938	1985	SM1 (1)	DEDECJUS Anna		HEM	15.38	* 15.29	15.29	1.20	61.32 - 9.62
8	75	22179	2003	U16 (4)	HOLMES Abby		NOR	16.03	* 15.30	15.30	1.21	61.83 + 36.35
9	109		2006	U14 (2)	TOMKINSON Isabella		TSN	15.88	* 15.38	15.38	1.29	65.92 - 102.93
10	104	24207	2004	U16 (5)	GLADIN Amber		VIK	DSQ	* 15.44	15.44	1.35	68.99 - 25.94
11	87	22937	2005	U14 (3)	ALEY Lauren		HEM	15.80	* 15.48	15.48	1.39	71.03 - 38.42
11	71	22536	2000	U21 (1)	MCLEISH Alice		HEM	* 15.48	15.51	15.48	1.39	71.03 + 55.02
13	82	24065	2005	U14 (4)	LINCOLN Isabel		NOR	16.07	* 15.54	15.54	1.45	74.10 - 19.03
14	73	20337	2001	U18 (3)	SKIPPER Megan		NOR	16.06	* 15.86	15.86	1.77	90.45 + 101.33
15	74	24891	2004	U16 (6)	VENABLES Felicity		VIK	16.65	* 16.19	16.19	2.10	107.31 + 44.33
16	105	22858	2006	U14 (5)	PUTMAN Abigail		TSN	* 16.22	DSQ	16.22	2.13	108.84 + 15.43
17	72		1992	SM1 (2)	BOWEN Catriona		NOR	17.00	* 16.49	16.49	2.40	122.64 + 36.07
18	86	22930	2006	U14 (6)	BLACKWELL Lucy		TAL	16.84	* 16.58	16.58	2.49	127.24 + 25.89
19	84	20742	1971	MA2 (1)	SAMPSON Melissa		NOR	17.43	* 16.73	16.73	2.64	134.90 + 36.81
20	76		2003	U16 (7)	FRANCIS Mia		VIK	17.07	* 16.75	16.75	2.66	135.93 + 63.29
21	88		2003	U16 (8)	GROSE Elise		NOR	* 16.89	16.92	16.89	2.80	143.08 + 29.75
22	115		2006	U14 (7)	FLITTON Zoe		HEM	17.34	* 16.96	16.96	2.87	146.66 + 34.73
23	119	24448	2002	U18 (4)	WILDE Emily		SMK	* 16.97	17.24	16.97	2.88	147.17 -
23	78		1970	MA2 (2)	ANDERSON Beverley		VIK	17.27	* 16.97	16.97	2.88	147.17 + 92.95
25	108		2005	U14 (8)	STEVENS Cordelia		HEM	* 16.98	DSQ	16.98	2.89	147.68 + 3.36
26	114	22900	2005	U14 (9)	ARLOTT Holly		SMK	* 16.99	17.11	16.99	2.90	148.19 + 1.93
27	90		2001	U18 (5)	TURNER Madeline		HEM	17.55	* 17.04	17.04	2.95	150.75 - 37.40
28	230		2005	U14 (10)	BURTON Evie		SMK	* 17.33	17.55	17.33	3.24	165.56 - 18.38
29	126		1992	SM1 (3)	SNOWDON-BRETT Georgina		RAF	18.22	* 17.59	17.59	3.50	178.85 -
30	89	24072	2004	U16 (9)	WOOD Caitlin		VIK	* 17.67	18.49	17.67	3.58	182.94 + 39.21
31	95		2006	U14 (11)	GREEN Axel Rose		NOR	19.29	* 18.54	18.54	4.45	227.40 - 258.74
32	220		2002	U18 (6)	DE VILLIERS Jacqueline		HEM	19.67	* 18.60	18.60	4.51	230.46 - 3.72
33	120		2005	U14 (12)	SCORER Audrey		SMK	19.78	* 18.68	18.68	4.59	234.55 -
34	94		2005	U14 (13)	BELL Matilda		HEM	* 18.87	19.39	18.87	4.78	244.26 - 115.76
35	226		2001	U18 (7)	SMITH Hannah		NOR	DSQ	* 18.94	18.94	4.85	247.84 + 84.12
36	227		1987	SM1 (4)	WEIR Suzanne		NOR	19.95	* 19.13	19.13	5.04	257.54 + 92.56
37	112	21719	2003	U16 (10)	THOMAS Sophie		HEM	* 19.15	19.74	19.15	5.06	258.57 + 11.78
38	123	21630	1963	MA3 (1)	EDWARDS Rachel		SMK	DSQ	* 19.50	19.50	5.41	276.45 -
39	92	24893	2006	U14 (14)	VENABLES Phoebe		VIK	* 19.63	20.26	19.63	5.54	283.09 + 52.73
40	121		2001	U18 (8)	MILLS Emily		SMK	20.25	* 19.79	19.79	5.70	291.27 -
41	124	25185	2002	U18 (9)	MEHRA Riya		SMK	* 19.86	21.48	19.86	5.77	294.85 -
42	127		1986	SM1 (5)	IRWIN Alice		RAF	* 20.22	20.43	20.22	6.13	313.24 -
43	91		2002	U18 (10)	POUNDALL Anya		NOR	20.46	* 20.39	20.39	6.30	321.93 + 99.62
44	117		1967	MA3 (2)	KERBYSON Sue		SMK	* 21.52	22.35	21.52	7.43	379.67 - 148.55

EASTERN REGION SNOWSPORTS ASSOCIATION

SKI CHAMPIONSHIPS 2018

Special Slalom - Female & Male

ERSA Championships - SNOW - Final Ranking

Rank	Bib.	RegNo	Year	Cat	(Rank Name)	====	Club	Run 1	Run 2	Time	Gap	Points	Perf.
------	------	-------	------	-----	-------------	------	------	-------	-------	------	-----	--------	-------


Did Not Start - Run 1 (8)

83	23492	2004	U16	HERRIES Olivia		HEM	DNS	DNS					
93		2005	U14	MOUNTAIN Lizzie		HEM	DNS	DNS					
96		1969	MA2	KERRIDGE Rachel		VIK	DNS	DNS					
110	22806	2003	U16	FARROW Ellie		SMK	DNS	DNS					
111	25103	2006	U14	SMITH Aimee		HEM	DNS	DNS					
113	25102	2006	U14	SMITH Jemma		HEM	DNS	DNS					
122	24130	1997	SM1	BUCKLE Hannah		ASR	DNS	DNS					
128		1985	SM1	NIXON Claire		RAF	DNS	DNS					

Disqualified - Run 1 (3)

104	24207	2004	U16	GLADIN Amber		VIK	DSQ	* 15.44					
123	21630	1963	MA3	EDWARDS Rachel		SMK	DSQ	* 19.50					
226		2001	U18	SMITH Hannah		NOR	DSQ	* 18.94					

Did Not Start - Run 2 (8)

83	23492	2004	U16	HERRIES Olivia		HEM	DNS	DNS					
93		2005	U14	MOUNTAIN Lizzie		HEM	DNS	DNS					
96		1969	MA2	KERRIDGE Rachel		VIK	DNS	DNS					
110	22806	2003	U16	FARROW Ellie		SMK	DNS	DNS					
111	25103	2006	U14	SMITH Aimee		HEM	DNS	DNS					
113	25102	2006	U14	SMITH Jemma		HEM	DNS	DNS					
122	24130	1997	SM1	BUCKLE Hannah		ASR	DNS	DNS					
128		1985	SM1	NIXON Claire		RAF	DNS	DNS					

Disqualified - Run 2 (2)

105	22858	2006	U14	PUTMAN Abigail		TSN	* 16.22	DSQ					
108		2005	U14	STEVENS Cordelia		HEM	* 16.98	DSQ					

== ERSА Boys and Men ==

1	144	4899	1985	SM1 (1)	MANNIS William		EVO	13.78	* 12.88	12.88		0.00	- 2.40
2	213	21218	1998	U21 (1)	BRESKAL Bailey		WGC	13.91	* 13.62	13.62	0.74	41.37	- 15.32
3	143	22164	2001	U18 (1)	LONGSTAFF Michael		WGC	13.93	* 13.75	13.75	0.87	48.63	+ 5.56
4	215		1983	SM1 (2)	FIELDER Howard		RAF	* 13.93	14.21	13.93	1.05	58.70	-
5	192	21197	2004	U16 (1)	URQUHART Aiden		HEM	14.84	* 14.01	14.01	1.13	63.17	- 25.80
6	137	19855	2002	U18 (2)	BINGHAM Nicholas		ESX	14.35	* 14.04	14.04	1.16	64.84	+ 33.72
7	132	20884	2003	U16 (2)	THOMPSON Joseph		NOR	14.58	* 14.09	14.09	1.21	67.64	+ 25.90
8	189	21213	2004	U16 (3)	METHERINGHAM Zachary		SMK	* 14.18	14.56	14.18	1.30	72.67	- 3.65
9	133	20748	2003	U16 (4)	DADE Tommy		NOR	14.55	* 14.19	14.19	1.31	73.23	+ 34.41
10	141	9129	1968	MA2 (1)	URQUHART John		HEM	15.28	* 14.30	14.30	1.42	79.38	+ 32.77
11	196	20184	2000	U21 (2)	NEWTON William		HEM	* 14.42	14.73	14.42	1.54	86.09	+ 9.00
12	131	21723	2000	U21 (3)	HOWE Charlie		NOR	16.01	* 14.43	14.43	1.55	86.65	+ 65.97
13	139	23185	2000	U21 (4)	STEWART Oliver		NOR	14.77	* 14.47	14.47	1.59	88.88	+ 69.34
14	136	22166	1999	U21 (5)	HOLMES Thomas		NOR	* 14.49	15.03	14.49	1.61	90.00	+ 79.72
15	148		2003	U16 (5)	TURNER Alfie		HEM	15.19	* 14.52	14.52	1.64	91.68	- 17.32
16	163		2005	U14 (1)	GREEN Oddy		NOR	15.26	* 14.74	14.74	1.86	103.98	- 75.92
17	149	22059	2006	U14 (2)	DADE Jake		NOR	15.54	* 14.82	14.82	1.94	108.45	- 1.08
17	140	24443	2004	U16 (6)	MARSH Joel		NOR	15.44	* 14.82	14.82	1.94	108.45	+ 38.94
19	138	21196	2001	U18 (3)	URQUHART Colm		HEM	* 15.00	15.18	15.00	2.12	118.51	+ 47.78
20	199	23311	2003	U16 (7)	FULLER Joshua		SMK	* 15.13	15.13	15.13	2.25	125.78	+ 5.29
21	142	23349	2003	U16 (8)	BUSHELL George		NOR	15.25	* 15.19	15.19	2.31	129.13	+ 59.58
22	134	13217	1968	MA2 (2)	SHARP Anthony		HEM	15.55	* 15.25	15.25	2.37	132.48	+ 50.29

EASTERN REGION SNOWSPORTS ASSOCIATION

SKI CHAMPIONSHIPS 2018

Special Slalom - Female & Male

ERSA Championships - SNOW - Final Ranking

Rank	Bib.	RegNo	Year	Cat	(Rank Name)	====	Club	Run 1	Run 2	Time	Gap	Points	Perf.
23	185	20264	2003	U16	(9) REIDY Thomas		HEM	* 15.29	15.44	15.29	2.41	134.72	+ 31.73
24	157	23818	2005	U14	(3) TEMPLE Frederick		NOR	15.55	* 15.31	15.31	2.43	135.84	- 7.45
25	135		2002	U18	(4) GOMEZ CLARKE Jamie		NOR	* 15.36	DSQ	15.36	2.48	138.63	+ 96.57
26	193		2003	U16	(10) DUFF Matthew		SMK	* 15.47	15.99	15.47	2.59	144.78	- 7.95
27	146	24596	1974	MA2	(3) GARDNER Garedd		ESX	15.81	* 15.52	15.52	2.64	147.58	+ 52.99
28	190		2003	U16	(11) WHITFORD Cooper		HEM	* 15.54	15.93	15.54	2.66	148.70	- 53.55
29	214		1995	SM1	(3) CARRINGTON Tom		RAF	* 15.60	DSQ	15.60	2.72	152.05	-
30	197	22191	2005	U14	(4) CHAMPION Benjamin		TSD	* 15.68	16.16	15.68	2.80	156.52	- 48.12
30	152	24227	2006	U14	(4) HADINGHAM Alex		NOR	* 15.68	34.96	15.68	2.80	156.52	+ 28.48
32	188		2006	U14	(6) DUNN Samuel		SMK	15.85	* 15.71	15.71	2.83	158.20	- 39.63
32	147	10596	1963	MA3	(1) BUNTON Paul		HEM	16.18	* 15.71	15.71	2.83	158.20	+ 62.46
34	151	24084	1967	MA3	(2) KING Alistair		HEM	16.55	* 15.73	15.73	2.85	159.32	+ 32.56
35	161		2004	U16	(12) CANNING Thomas		NOR	16.15	* 15.76	15.76	2.88	160.99	- 7.37
36	160		1971	MA2	(4) WOODHOUSE Jamie		HEM	15.88	* 15.78	15.78	2.90	162.11	- 4.28
37	145		2003	U16	(13) ALGER James		NOR	1:35.60	* 16.00	16.00	3.12	174.41	+ 83.37
38	150		1964	MA3	(3) THOMSON Stewart		VIK	16.11	* 16.02	16.02	3.14	175.53	+ 54.19
39	202	24032	2004	U16	(14) GARLEY Samuel		SMK	* 16.04	16.07	16.04	3.16	176.65	- 142.66
40	200	21654	1982	SM1	(4) IMAMZADE Murat		HEM	16.43	* 16.05	16.05	3.17	177.20	- 1.51
41	167		2006	U14	(7) PENNECK Alexander		ESX	16.52	* 16.29	16.29	3.41	190.62	- 32.15
42	153		2005	U14	(8) MONTGOMERY Freddie		NOR	* 16.36	DNF	16.36	3.48	194.53	+ 61.18
43	191		1972	MA2	(5) WALKINGTON Stuart		HEM	16.60	* 16.43	16.43	3.55	198.45	+ 24.17
44	162	24015	1960	MA3	(4) CAMPBELL Stephen		HEM	16.99	* 16.44	16.44	3.56	199.01	+ 21.08
45	164	24133	2006	U14	(9) PHILLIPS Daniel		HEM	16.65	* 16.59	16.59	3.71	207.39	+ 17.03
46	172		2002	U18	(5) WRIGHT Aaron		SMK	17.16	* 16.80	16.80	3.92	219.13	-
47	155		1998	U21	(6) SYDER James		NOR	17.45	* 16.87	16.87	3.99	223.04	+ 86.69
48	217		1989	SM1	(5) CHAMBERS Stef		RAF	17.42	* 16.90	16.90	4.02	224.72	-
49	156	18665	1967	MA3	(5) SYDER Mark		NOR	17.64	* 16.93	16.93	4.05	226.40	+ 86.12
50	170		2005	U14	(10) THOMSON Kai		VIK	17.40	* 16.94	16.94	4.06	226.96	- 30.23
51	165		2004	U16	(15) DAVIES Ben		NOR	17.27	* 17.07	17.07	4.19	234.22	+ 41.76
52	154		1966	MA3	(6) HOLMES Peter		NOR	17.63	* 17.10	17.10	4.22	235.90	+ 102.00
53	195		1966	MA3	(7) MORGAN Robert		HEM	* 17.32	17.32	17.32	4.44	248.20	- 26.24
54	201	21652	1975	MA2	(6) ROBERTSHAW Gavin		SMK	17.61	* 17.40	17.40	4.52	252.67	- 61.71
55	207		2001	U18	(6) WALTON Jack		SMK	17.45	* 17.42	17.42	4.54	253.79	-
56	166		1971	MA2	(7) KINGE Blane		NOR	19.88	* 18.15	18.15	5.27	294.60	+ 96.80
57	216		1991	SM1	(6) HARDERN Tom		RAF	18.56	* 18.26	18.26	5.38	300.75	-
58	210		1988	SM1	(7) TOWERS Nicholas		SMK	19.21	* 18.40	18.40	5.52	308.57	-
59	168		1966	MA3	(8) GARRETT Mike		NOR	19.15	* 18.62	18.62	5.74	320.87	+ 94.36
60	186	8713	1959	MA3	(9) CLARKE Christopher		HEM	* 18.72	18.90	18.72	5.84	326.46	+ 40.19
61	212		2006	U14	(11) WHITNELL MONK Indio		SMK	18.99	* 18.85	18.85	5.97	333.73	-
62	208		2006	U14	(12) BROUGHTON Noah		SMK	* 18.88	19.66	18.88	6.00	335.40	-
63	187	41974	1960	MA3	(10) THOMAS Pat		HEM	19.24	* 19.05	19.05	6.17	344.91	+ 51.54
64	159	10372	1959	MA3	(11) ANDERSON Christopher		VIK	50.89	* 19.15	19.15	6.27	350.50	+ 186.57
65	194		2006	U14	(13) COZENS Samual		NOR	19.54	* 19.34	19.34	6.46	361.12	+ 100.08
66	206		2006	U14	(14) WOODHOUSE Luc		HEM	20.21	* 19.65	19.65	6.77	378.45	-
67	203		1963	MA3	(12) PODKOWINSKI Krzysztof		SMK	* 19.73	21.20	19.73	6.85	382.92	- 28.51
68	171	21942	1972	MA2	(8) LINCOLN Piers		NOR	21.05	* 20.42	20.42	7.54	421.49	+ 79.18
69	204		2001	U18	(7) MARTIN Nathan		VIK	30.67	* 23.89	23.89	11.01	615.47	+ 84.02

Did Not Start - Run 1 (6)

158	23652	2002	U18	ROLFE Joshua		SMK	DNF	DNF
169		1973	MA2	WOOD Andy		VIK	DNF	DNF
198		2001	U18	HUDSON Angus		SMK	DNF	DNF
205	25101	1965	MA3	SMITH Jeremy		HEM	DNF	DNF
209		2006	U14	SCOTT Thomas		HEM	DNF	DNF
211	23962	2006	U14	PILLAY Callum		HEM	DNF	DNF

EASTERN REGION SNOWSPORTS ASSOCIATION

SKI CHAMPIONSHIPS 2018

Special Slalom - Female & Male

ERSA Championships - SNOW - Final Ranking

Rank	Bib.	RegNo	Year	Cat	(Rank Name	====	Club	Run 1	Run 2	Time	Gap	Points	Perf.
------	------	-------	------	-----	------------	------	------	-------	-------	------	-----	--------	-------

Did Not Start - Run 2 (6)

158	23652	2002	U18	ROLFE Joshua		SMK	DNS	DNS					
169		1973	MA2	WOOD Andy		VIK	DNS	DNS					
198		2001	U18	HUDSON Angus		SMK	DNS	DNS					
205	25101	1965	MA3	SMITH Jeremy		HEM	DNS	DNS					
209		2006	U14	SCOTT Thomas		HEM	DNS	DNS					
211	23962	2006	U14	PILLAY Callum		HEM	DNS	DNS					

Did Not Finish - Run 2 (1)

153		2005	U14	MONTGOMERY Freddie		NOR	* 16.36	DNF					
-----	--	------	-----	---------------------------	---	-----	---------	-----	--	--	--	--	--

Disqualified - Run 2 (2)

135		2002	U18	GOMEZ CLARKE Jamie		NOR	* 15.36	DSQ					
214		1995	SM1	CARRINGTON Tom		RAF	* 15.60	DSQ					