



EASTERN REGION SNOWSPORTS ASSOCIATION
SKI CHAMPIONSHIPS 2018 (SnoZone)

Extended Slalom

ERSA Champs - Final Ranking - Extended Slalom

Rank	Bib.	RegNo	Year	Cat	[Rank]	Name	====	Club	Run 1	Time	Gap
------	------	-------	------	-----	--------	------	------	------	-------	------	-----

=== ERSa Under 08 Girls===

1	38		2011	U08	(1)	FLITTON Lily		HEM	* 19.53	19.53	
2	26		2012	U08	(2)	GREEN Isis		NOR	* 21.67	21.67	2.14
3	25		2012	U08	(3)	ANDERSON Esme		VIK	* 24.42	24.42	4.89

Did Not Start - Run 1 (1)

	54		2011	U08		ADAMS Bethany		SMK		DNS	
--	----	--	------	-----	--	---------------	--	-----	--	-----	--

=== ERSa Under 08 Boys ===

1	47		2011	U08	(1)	SAVAGE Robert		HEM	* 21.20	21.20	
---	----	--	------	-----	-----	---------------	--	-----	---------	--------------	--

=== ERSa Under 10 Girls ===

1	9	23929	2009	U10	(1)	MAGNANI Emily		HEM	* 16.25	16.25	
2	15		2009	U10	(2)	PIETRZAK Amelia		ESX	* 16.72	16.72	0.47
3	24		2009	U10	(3)	GREEN Tallulah		NOR	* 19.31	19.31	3.06

Did Not Start - Run 1 (1)










	45		2009	U10		HARRISON Emma		SMK		DNS	
--	----	--	------	-----	--	---------------	--	-----	--	-----	--

=== ERSa Under 10 Boys ===

1	2		2009	U10	(1)	BLACKWELL Jasper		TAL	* 16.59	16.59	
2	39		2009	U10	(2)	CUTHBERT Adam Richard		SMK	* 16.81	16.81	0.22
3	53	24959	2009	U10	(3)	ADKINS Harrison		SMK	* 16.92	16.92	0.33
4	3		2009	U10	(4)	HARTNELL Sonny		NOR	* 17.13	17.13	0.54
5	13		2010	U10	(5)	KINGE Jacob		NOR	* 17.61	17.61	1.02
6	23		2009	U10	(6)	ENDERSBY Myles		EVO	* 17.74	17.74	1.15
7	22		2009	U10	(7)	HARTNELL Freddy		NOR	* 17.91	17.91	1.32
8	51		2010	U10	(8)	BARNES Jake		SMK	* 20.24	20.24	3.65
9	44		2010	U10	(9)	GIBSON Alexander		SMK	* 20.29	20.29	3.70
10	52		2010	U10	(10)	JOHNSON Hayden		SMK	* 21.22	21.22	4.63

Rank	Bib.	RegNo	Year	Cat	Rank	Name	====	Club	Run 1	Time	Gap
------	------	-------	------	-----	------	------	------	------	-------	------	-----











=== ERSA Under 12 Girls ===

1	43	22859	2007	U12	(1)	PUTMAN Daisy		TSN	* 15.77	15.77	
2	10		2007	U12	(2)	SARKAR Anna		ESX	* 15.81	15.81	0.04
3	5	23666	2008	U12	(3)	HOWESON Lucy		HEM	* 15.89	15.89	0.12
4	11	24038	2007	U12	(4)	BUSHELL Grace		NOR	* 16.23	16.23	0.46
5	21		2007	U12	(5)	MONTGOMERY Isobel		NOR	* 17.53	17.53	1.76
6	19		2007	U12	(6)	GIBBS Heidi		NOR	* 17.63	17.63	1.86
7	17		2007	U12	(7)	LINCOLN Imogen		NOR	* 17.81	17.81	2.04
8	14		2007	U12	(8)	KINGE Lucy		NOR	* 17.86	17.86	2.09
9	49		2007	U12	(9)	ROBERTSHAW Jasmine		SMK	* 19.09	19.09	3.32




Did Not Start - Run 1 (2)

8	23945	2007	U12		SAUNDERS Katie		HEM		DNS	
40		2007	U12		COZENS Zoe		NOR		DNS	













=== ERSA Under 12 Boys ===

1	7		2007	U12	(1)	PIETRZAK Maximilian		ESX	* 15.02	15.02	
2	1	24073	2007	U12	(2)	WOOD George		VIK	* 15.64	15.64	0.62
3	4	23557	2007	U12	(3)	MITCHELL Kieran		NOR	* 15.73	15.73	0.71
4	18		2008	U12	(4)	GREEN Johnny		NOR	* 17.80	17.80	2.78
5	20		2008	U12	(5)	WEST Haydn		WGC	* 18.28	18.28	3.26
6	6		2007	U12	(6)	FRANCIS Jude		VIK	* 18.70	18.70	3.68
7	16		2008	U12	(7)	GIBBS Evan		NOR	* 18.74	18.74	3.72
8	41		2007	U12	(8)	FORDE - POGSON Hayden		NOR	* 20.26	20.26	5.24
9	48		2008	U12	(9)	CHEW Ralph		SMK	* 20.78	20.78	5.76
10	46		2008	U12	(10)	CHUTE Cameron		SMK	* 21.95	21.95	6.93

Did Not Start - Run 1 (3)

12		2007	U12		GODLEY Benedict		WGC		DNS	
42	23961	2007	U12		DUCKENFIELD Jack		HEM		DNS	
50		2008	U12		KAPUR Adi		SMK		DNS	

=== ERSA Under 14 Girls ===

1	81	22938	2006	U14	(1)	HOWESON Olivia		HEM	* 14.48	14.48	
2	108		2005	U14	(2)	STEVENS Cordelia		HEM	* 15.37	15.37	0.89
3	105	22858	2006	U14	(3)	PUTMAN Abigail		TSN	* 15.38	15.38	0.90
4	82	24065	2005	U14	(4)	LINCOLN Isabel		NOR	* 15.46	15.46	0.98
5	109		2006	U14	(5)	TOMKINSON Isabella		TSN	* 15.56	15.56	1.08
5	87	22937	2005	U14	(5)	ALEY Lauren		HEM	* 15.56	15.56	1.08
7	114	22900	2005	U14	(7)	ARLOTT Holly		SMK	* 15.64	15.64	1.16
8	86	22930	2006	U14	(8)	BLACKWELL Lucy		TAL	* 15.78	15.78	1.30
9	95		2006	U14	(9)	GREEN Axel Rose		NOR	* 16.42	16.42	1.94
10	230		2005	U14	(10)	BURTON Evie		SMK	* 16.74	16.74	2.26
11	115		2006	U14	(11)	FLITTON Zoe		HEM	* 17.11	17.11	2.63
12	120		2005	U14	(12)	SCORER Audrey		SMK	* 17.51	17.51	3.03

EASTERN REGION SNOWSPORTS ASSOCIATION


SKI CHAMPIONSHIPS 2018 (SnoZone)

Extended Slalom

ERSA Champs - Final Ranking - Extended Slalom

Rank	Bib.	RegNo	Year	Cat	Rank	Name	====	Club	Run 1	Time	Gap
13	94		2005	U14	(13)	BELL Matilda		HEM	* 18.22	18.22	3.74
14	92	24893	2006	U14	(14)	VENABLES Phoebe		VIK	* 18.31	18.31	3.83

Did Not Start - Run 1 (3)

	93		2005	U14		MOUNTAIN Lizzie		HEM		DNS	
	111	25103	2006	U14		SMITH Aimee		HEM		DNS	
	113	25102	2006	U14		SMITH Jemma		HEM		DNS	










=== ERSA Under 14 Boys ===

1	149	22059	2006	U14	(1)	DADE Jake		NOR	* 14.52	14.52	
2	163		2005	U14	(2)	GREEN Oddy		NOR	* 14.85	14.85	0.33
3	157	23818	2005	U14	(3)	TEMPLE Frederick		NOR	* 15.06	15.06	0.54
4	164	24133	2006	U14	(4)	PHILLIPS Daniel		HEM	* 15.23	15.23	0.71
5	188		2006	U14	(5)	DUNN Samuel		SMK	* 15.41	15.41	0.89
6	197	22191	2005	U14	(6)	CHAMPION Benjamin		TSD	* 15.42	15.42	0.90
7	153		2005	U14	(7)	MONTGOMERY Freddie		NOR	* 15.70	15.70	1.18
8	170		2005	U14	(8)	THOMSON Kai		VIK	* 16.39	16.39	1.87
9	167		2006	U14	(9)	PENNECK Alexander		ESX	* 23.56	23.56	9.04




Did Not Start - Run 1 (7)














	152	24227	2006	U14		HADINGHAM Alex		NOR		DNS	
	194		2006	U14		COZENS Samual		NOR		DNS	
	206		2006	U14		WOODHOUSE Luc		HEM		DNS	
	208		2006	U14		BROUGHTON Noah		SMK		DNS	
	209		2006	U14		SCOTT Thomas		HEM		DNS	
	211	23962	2006	U14		PILLAY Callum		HEM		DNS	
	212		2006	U14		WHITNELL MONK Indio		SMK		DNS	

=== ERSA Under 16 Girls ===


1	80	23246	2003	U16	(1)	WARNE Charlotte		HEM	* 14.35	14.35	
2	75	22179	2003	U16	(2)	HOLMES Abby		NOR	* 15.09	15.09	0.74
3	76		2003	U16	(3)	FRANCIS Mia		VIK	* 15.27	15.27	0.92
4	118	23720	2004	U16	(4)	DENNISON Hannah		MID	* 15.36	15.36	1.01
5	104	24207	2004	U16	(5)	GLADIN Amber		VIK	* 15.46	15.46	1.11
6	74	24891	2004	U16	(6)	VENABLES Felicity		VIK	* 16.14	16.14	1.79
7	89	24072	2004	U16	(7)	WOOD Caitlin		VIK	* 17.07	17.07	2.72
8	88		2003	U16	(8)	GROSE Elise		NOR	* 17.22	17.22	2.87
9	112	21719	2003	U16	(9)	THOMAS Sophie		HEM	* 18.08	18.08	3.73

Did Not Start - Run 1 (3)









	83	23492	2004	U16		HERRIES Olivia		HEM		DNS	
	85	21925	2003	U16		MCLEISH Emily		HEM		DNS	
	110	22806	2003	U16		FARROW Ellie		SMK		DNS	

Rank	Bib.	RegNo	Year	Cat	[Rank]	Name	====	Club	Run 1	Time	Gap
=== ERSA Under 16 Boys ===											
1	133	20748	2003	U16	(1)	DADE Tommy		NOR	* 13.98	13.98	
2	192	21197	2004	U16	(2)	URQUHART Aiden		HEM	* 14.29	14.29	0.31
3	132	20884	2003	U16	(3)	THOMPSON Joseph		NOR	* 14.38	14.38	0.40
4	148		2003	U16	(4)	TURNER Alfie		HEM	* 14.39	14.39	0.41
5	142	23349	2003	U16	(5)	BUSHELL George		NOR	* 14.57	14.57	0.59
6	185	20264	2003	U16	(6)	REIDY Thomas		HEM	* 14.63	14.63	0.65
7	140	24443	2004	U16	(7)	MARSH Joel		NOR	* 14.71	14.71	0.73
8	193		2003	U16	(8)	DUFF Matthew		SMK	* 15.07	15.07	1.09
9	161		2004	U16	(9)	CANNING Thomas		NOR	* 15.08	15.08	1.10
10	145		2003	U16	(10)	ALGER James		NOR	* 15.29	15.29	1.31
11	202	24032	2004	U16	(11)	GARLEY Samuel		SMK	* 15.51	15.51	1.53
12	189	21213	2004	U16	(12)	METHERINGHAM Zachary		SMK	* 15.91	15.91	1.93
13	165		2004	U16	(13)	DAVIES Ben		NOR	* 17.30	17.30	3.32

Did Not Start - Run 1 (2)

	190		2003	U16		WHITFORD Cooper		HEM	DNS		
	199	23311	2003	U16		FULLER Joshua		SMK	DNS		

=== ERSA Under 18 Ladies ===

1	79		2002	U18	(1)	STEVENS Lilyella		HEM	* 14.62	14.62	
2	73	20337	2001	U18	(2)	SKIPPER Megan		NOR	* 15.18	15.18	0.56
3	119	24448	2002	U18	(3)	WILDE Emily		SMK	* 15.60	15.60	0.98
4	90		2001	U18	(4)	TURNER Madeline		HEM	* 16.37	16.37	1.75
5	226		2001	U18	(5)	SMITH Hannah		NOR	* 16.87	16.87	2.25
6	220		2002	U18	(6)	DE VILLIERS Jacqueline		HEM	* 17.60	17.60	2.98
7	121		2001	U18	(7)	MILLS Emily		SMK	* 18.42	18.42	3.80
8	91		2002	U18	(8)	POUNDALL Anya		NOR	* 19.45	19.45	4.83

Did Not Start - Run 1 (2)

	77	21897	2002	U18		MARTIN Lily		ESX	DNS		
	124	25185	2002	U18		MEHRA Riya		SMK	DNS		

=== ERSA Under 18 Men ===

1	137	19855	2002	U18	(1)	BINGHAM Nicholas		ESX	* 13.49	13.49	
2	138	21196	2001	U18	(2)	URQUHART Colm		HEM	* 14.07	14.07	0.58
3	143	22164	2001	U18	(3)	LONGSTAFF Michael		WGC	* 15.46	15.46	1.97
4	172		2002	U18	(4)	WRIGHT Aaron		SMK	* 16.82	16.82	3.33
5	207		2001	U18	(5)	WALTON Jack		SMK	* 17.35	17.35	3.86
6	204		2001	U18	(6)	MARTIN Nathan		VIK	* 21.44	21.44	7.95

Did Not Start - Run 1 (3)

	135		2002	U18		GOMEZ CLARKE Jamie		NOR	DNS		
	158	23652	2002	U18		ROLFE Joshua		SMK	DNS		
	198		2001	U18		HUDSON Angus		SMK	DNS		

EASTERN REGION SNOWSPORTS ASSOCIATION

SKI CHAMPIONSHIPS 2018 (SnoZone)

Extended Slalom

ERSA Champs - Final Ranking - Extended Slalom

Rank	Bib.	RegNo	Year	Cat	Rank	Name	====	Club	Run 1	Time	Gap
------	------	-------	------	-----	------	------	------	------	-------	------	-----

=== ERSA Under 21 Ladies ===

Did Not Start - Run 1 (1)

71	22536	2000	U21			MCLEISH Alice		HEM	DNS		
----	-------	------	-----	--	--	---------------	--	-----	-----	--	--




=== ERSA Under 21 Men ===

1	213	21218	1998	U21	(1)	BRESKAL Bailey		WGC	* 13.66	13.66	
2	136	22166	1999	U21	(2)	HOLMES Thomas		NOR	* 14.13	14.13	0.47
3	139	23185	2000	U21	(3)	STEWART Oliver		NOR	* 14.25	14.25	0.59
4	196	20184	2000	U21	(4)	NEWTON William		HEM	* 14.30	14.30	0.64
5	131	21723	2000	U21	(5)	HOWE Charlie		NOR	* 14.91	14.91	1.25





Did Not Start - Run 1 (1)

155		1998	U21			SYDER James		NOR	DNS		
-----	--	------	-----	--	--	-------------	--	-----	-----	--	--

=== ERSA Senior/Masters 1 Ladies ===

1	116	24938	1985	SM1	(1)	DEDECJUS Anna		HEM	* 14.85	14.85	
2	72		1992	SM1	(2)	BOWEN Catriona		NOR	* 15.44	15.44	0.59
3	227		1987	SM1	(3)	WEIR Suzanne		NOR	* 17.30	17.30	2.45

Did Not Start - Run 1 (4)

122	24130	1997	SM1			BUCKLE Hannah		ASR	DNS		
126		1992	SM1			SNOWDON-BRETT Georgina		RAF	DNS		
127		1986	SM1			IRWIN Alice		RAF	DNS		
128		1985	SM1			NIXON Claire		RAF	DNS		

=== ERSA Senior/Masters 1 Men ===

1	144	4899	1985	SM1	(1)	MANNIS William		EVO	* 13.07	13.07	
2	200	21654	1982	SM1	(2)	IMAMZADE Murat		HEM	* 14.98	14.98	1.91

Did Not Start - Run 1 (5)

210		1988	SM1			TOWERS Nicholas		SMK	DNS		
214		1995	SM1			CARRINGTON Tom		RAF	DNS		
215		1983	SM1			FIELDER Howard		RAF	DNS		
216		1991	SM1			HARDERN Tom		RAF	DNS		
217		1989	SM1			CHAMBERS Stef		RAF	DNS		

=== ERSA Masters 2 Ladies ===

1	84	20742	1971	MA2	(1)	SAMPSON Melissa		NOR	* 15.54	15.54	
---	----	-------	------	-----	-----	-----------------	--	-----	---------	-------	--

EASTERN REGION SNOWSPORTS ASSOCIATION

SKI CHAMPIONSHIPS 2018 (SnoZone)

Extended Slalom









ERSA Champs - Final Ranking - Extended Slalom

Rank	Bib.	RegNo	Year	Cat	Rank	Name	====	Club	Run 1	Time	Gap
2	78		1970	MA2	(2)	ANDERSON Beverley		VIK	* 16.66	16.66	1.12

Did Not Start - Run 1 (1)

	96		1969	MA2		KERRIDGE Rachel		VIK		DNS	
--	----	--	------	-----	--	-----------------	--	-----	--	-----	--

=== ERSA Masters 2 Men ===

1	141	9129	1968	MA2	(1)	URQUHART John		HEM	* 14.25	14.25	
2	146	24596	1974	MA2	(2)	GARDNER Garedd		ESX	* 14.31	14.31	0.06
3	160		1971	MA2	(3)	WOODHOUSE Jamie		HEM	* 14.66	14.66	0.41
4	134	13217	1968	MA2	(4)	SHARP Anthony		HEM	* 14.68	14.68	0.43
5	191		1972	MA2	(5)	WALKINGTON Stuart		HEM	* 15.13	15.13	0.88
6	201	21652	1975	MA2	(6)	ROBERTSHAW Gavin		SMK	* 16.19	16.19	1.94
7	166		1971	MA2	(7)	KINGE Blane		NOR	* 17.07	17.07	2.82
8	171	21942	1972	MA2	(8)	LINCOLN Piers		NOR	* 18.47	18.47	4.22

Did Not Start - Run 1 (1)

	169		1973	MA2		WOOD Andy		VIK		DNS	
--	-----	--	------	-----	--	-----------	--	-----	--	-----	--

=== ERSA Masters 3 Ladies ===

1	123	21630	1963	MA3	(1)	EDWARDS Rachel		SMK	* 16.15	16.15	
2	117		1967	MA3	(2)	KERBYSON Sue		SMK	* 19.52	19.52	3.37

=== ERSA Masters 3 Men ===

1	151	24084	1967	MA3	(1)	KING Alistair		HEM	* 15.14	15.14	
2	147	10596	1963	MA3	(2)	BUNTON Paul		HEM	* 15.21	15.21	0.07
3	195		1966	MA3	(3)	MORGAN Robert		HEM	* 15.66	15.66	0.52
4	150		1964	MA3	(4)	THOMSON Stewart		VIK	* 15.76	15.76	0.62
5	162	24015	1960	MA3	(5)	CAMPBELL Stephen		HEM	* 16.01	16.01	0.87
6	154		1966	MA3	(6)	HOLMES Peter		NOR	* 16.63	16.63	1.49
7	156	18665	1967	MA3	(7)	SYDER Mark		NOR	* 17.23	17.23	2.09
8	187	41974	1960	MA3	(8)	THOMAS Pat		HEM	* 17.28	17.28	2.14
9	159	10372	1959	MA3	(9)	ANDERSON Christopher		VIK	* 17.47	17.47	2.33
10	168		1966	MA3	(10)	GARRETT Mike		NOR	* 17.93	17.93	2.79
11	203		1963	MA3	(11)	PODKOWINSKI Krzysztof		SMK	* 18.12	18.12	2.98

Did Not Start - Run 1 (2)

	186	8713	1959	MA3		CLARKE Christopher		HEM		DNS	
	205	25101	1965	MA3		SMITH Jeremy		HEM		DNS	