



## EASTERN REGION SNOWSPORTS ASSOCIATION 2018

### Team Evolution ERSAs Essex Summer League

#### Special Slalom - Boys & Girls (U12's)

#### ERSA Summer League - Final Ranking

Rank	Bib.	RegNo	Year	Cat	(Rank) Name	====	Club	Run 1	Run 2	Run 3	Time	Gap
------	------	-------	------	-----	-------------	------	------	-------	-------	-------	------	-----

#### === ERSAs Under 08 Girls ===

1	30		2011	U08	(1) FLITTON Lily		HEM	* 14.50	* 14.58	27.18	<b>29.08</b>	
2	50		2011	U08	(2) HIGGS Sasha		ESX	19.04	* 17.77	* 18.30	<b>36.07</b>	6.99
3	64		2012	U08	(3) GREEN Isis		NOR	* 18.19	* 18.54	18.77	<b>36.73</b>	7.65
4	51		2012	U08	(4) ANDERSON Esme		VIK	* 19.63	* 19.41	23.22	<b>39.04</b>	9.96

#### === ERSAs Under 08 Boys ===

1	65		2011	U08	(1) HUELIN Joshua		CHT	14.80	* 13.95	* 14.73	<b>28.68</b>	
2	49		2011	U08	(2) ENGLAND Zachary		ESX	* 16.00	* 15.59	17.56	<b>31.59</b>	2.91

#### === ERSAs Under 10 Girls ===

1	8		2009	U10	(1) WELSH Madeleine		VIK	* 13.87	* 13.11	13.94	<b>26.98</b>	
2	20		2009	U10	(2) PIETRZAK Amelia		ESX	* 13.93	* 13.58	14.05	<b>27.51</b>	0.53
3	46		2009	U10	(3) EVEREST Phoebe		BOW	15.12	* 13.73	* 14.38	<b>28.11</b>	1.13
4	35		2009	U10	(4) TRESIDDER Freya		ASR	14.73	* 14.24	* 14.36	<b>28.60</b>	1.62
5	41		2010	U10	(5) TOMS Juliette		ESX	* 15.21	* 15.41	16.68	<b>30.62</b>	3.64
6	61		2009	U10	(6) GREEN Tallulah		NOR	16.65	* 15.96	* 16.51	<b>32.47</b>	5.49
7	40		2009	U10	(7) HADDEN Amelia		ESX	* 17.00	* 16.63	17.54	<b>33.63</b>	6.65
8	36		2010	U10	(8) FISKE Jemima		NOR	* 17.35	* 16.68	17.96	<b>34.03</b>	7.05
9	56		2010	U10	(9) BROWN Lulu		HEM	* 20.46	* 20.79	23.50	<b>41.25</b>	14.27
10	55		2010	U10	(10) GLADIN Violet		VIK	* 23.06	* 20.85	26.38	<b>43.91</b>	16.93

#### Did Not Start - Run 1 (1)

7	23929		2009	U10	MAGNANI Emily		HEM	DNS	DNS	DNS		
---	-------	--	------	-----	---------------	--	-----	-----	-----	-----	--	--

#### Did Not Start - Run 2 (1)

7	23929		2009	U10	MAGNANI Emily		HEM	DNS	DNS	DNS		
---	-------	--	------	-----	---------------	--	-----	-----	-----	-----	--	--

#### Did Not Start - Run 3 (1)

7	23929		2009	U10	MAGNANI Emily		HEM	DNS	DNS	DNS		
---	-------	--	------	-----	---------------	--	-----	-----	-----	-----	--	--

#### === ERSAs Under 10 Boys ===

1	2		2009	U10	(1) BLACKWELL Jasper		TAL	* 13.46	* 13.00	13.87	<b>26.46</b>	
2	47		2010	U10	(2) WONTNER Rufus		BOW	* 14.18	* 14.26	14.34	<b>28.44</b>	1.98
3	23		2010	U10	(3) KINGE Jacob		NOR	* 14.08	15.02	* 14.40	<b>28.48</b>	2.02
4	17		2009	U10	(4) HARTNELL Sonny		NOR	21.43	* 14.36	* 14.63	<b>28.99</b>	2.53
5	38		2009	U10	(5) HARTNELL Freddy		NOR	16.43	* 16.15	* 15.68	<b>31.83</b>	5.37

**EASTERN REGION SNOWSPORTS ASSOCIATION 2018**

**Team Evolution ERSA Essex Summer League**

**Special Slalom - Boys & Girls (U12's)**

**ERSA Summer League - Final Ranking**

Rank	Bib.	RegNo	Year	Cat	(Rank) Name	====	Club	Run 1	Run 2	Run 3	Time	Gap
6	44		2009	U10	(6) HIBBLE Benji		VIK	* 17.39	* 17.22	19.12	<b>34.61</b>	8.15
7	58		2010	U10	(7) LANE-WATKINS Sebastian		ESX	* 18.65	DSQ	* 24.14	<b>42.79</b>	16.33
8	53		2010	U10	(8) BURNS Robert		ESX	* 22.01	* 21.88	22.76	<b>43.89</b>	17.43

**Did Not Start - Run 1 (1)**

42			2010	U10	KARWICKI Hugo		HEM	DNS	DNS	DNS		
----	--	--	------	-----	---------------	---	-----	-----	-----	-----	--	--

**Did Not Start - Run 2 (1)**

42			2010	U10	KARWICKI Hugo		HEM	DNS	DNS	DNS		
----	--	--	------	-----	---------------	---	-----	-----	-----	-----	--	--


**Disqualified - Run 2 (1)**

58			2010	U10	LANE-WATKINS Sebastian		ESX	* 18.65	DSQ	* 24.14		
----	--	--	------	-----	------------------------	---	-----	---------	-----	---------	--	--

**Did Not Start - Run 3 (1)**

42			2010	U10	KARWICKI Hugo		HEM	DNS	DNS	DNS		
----	--	--	------	-----	---------------	---	-----	-----	-----	-----	--	--


**=== ERSA Under 12 Girls ===**

1	10	23945	2007	U12	(1) SAUNDERS Katie		HEM	* 11.89	* 11.36	12.59	<b>23.25</b>	
2	11		2007	U12	(2) SARKAR Anna		ESX	* 12.24	* 11.67	12.28	<b>23.91</b>	0.66
3	63		2008	U12	(3) RENDELL Maisie		TSN	13.18	* 12.23	* 12.95	<b>25.18</b>	1.93
4	12	24038	2007	U12	(4) BUSHELL Grace		NOR	13.08	* 12.72	* 12.93	<b>25.65</b>	2.40
5	13		2007	U12	(5) HIGGS Eira-Mia		ESX	* 13.27	* 12.45	DSQ	<b>25.72</b>	2.47
6	15	23666	2008	U12	(6) HOWESON Lucy		HEM	14.25	* 13.12	* 13.39	<b>26.51</b>	3.26
7	6	23258	2008	U12	(7) BUNTON Aimee		CHT	13.99	* 13.56	* 13.95	<b>27.51</b>	4.26
8	16		2007	U12	(8) COZENS Zoe		NOR	14.93	* 14.25	* 14.65	<b>28.90</b>	5.65
9	21		2007	U12	(9) KINGE Lucy		NOR	* 14.56	* 14.86	14.92	<b>29.42</b>	6.17
10	32		2007	U12	(10) GIBBS Heidi		NOR	15.33	* 15.12	* 15.03	<b>30.15</b>	6.90
11	22		2007	U12	(11) WINSER Gretchen		VIK	DNF	* 15.71	* 15.49	<b>31.20</b>	7.95
12	33		2007	U12	(12) KITCHING Martha		VIK	* 15.48	16.08	* 15.76	<b>31.24</b>	7.99
13	31		2007	U12	(13) LINCOLN Imogen		NOR	* 16.07	* 16.13	16.28	<b>32.20</b>	8.95
14	37		2007	U12	(14) MONTGOMERY Isobel		NOR	16.57	* 16.37	* 15.90	<b>32.27</b>	9.02
15	43		2007	U12	(15) CASKIE Alice		VIK	* 17.27	* 17.71	17.75	<b>34.98</b>	11.73
16	48		2008	U12	(16) SPRINGALL Otilie		VIK	* 18.53	* 18.36	19.15	<b>36.89</b>	13.64

**Did Not Start - Run 1 (1)**

29			2008	U12	MURRAY Catheine		SMK	DNS	DNS	DNS		
----	--	--	------	-----	-----------------	---	-----	-----	-----	-----	--	--

**Did Not Finish - Run 1 (1)**

22			2007	U12	WINSER Gretchen		VIK	DNF	* 15.71	* 15.49		
----	--	--	------	-----	-----------------	---	-----	-----	---------	---------	--	--

**Did Not Start - Run 2 (1)**

29			2008	U12	MURRAY Catheine		SMK	DNS	DNS	DNS		
----	--	--	------	-----	-----------------	---	-----	-----	-----	-----	--	--

**Did Not Start - Run 3 (1)**

29			2008	U12	MURRAY Catheine		SMK	DNS	DNS	DNS		
----	--	--	------	-----	-----------------	---	-----	-----	-----	-----	--	--

**Disqualified - Run 3 (1)**





















13			2007	U12	HIGGS Eira-Mia		ESX	* 13.27	* 12.45	DSQ		
----	--	--	------	-----	----------------	---	-----	---------	---------	-----	--	--

## EASTERN REGION SNOWSPORTS ASSOCIATION 2018

## Team Evolution ERSA Essex Summer League

## Special Slalom - Boys &amp; Girls (U12's)

## ERSA Summer League - Final Ranking

Rank	Bib.	RegNo	Year	Cat	(Rank) Name	====	Club	Run 1	Run 2	Run 3	Time	Gap
<b>=== ERSA Under 12 Boys ===</b>												
1	1	23557	2007	U12	(1) MITCHELL Kieran		NOR	12.21	* 11.71	* 11.73	<b>23.44</b>	
2	9	23898	2008	U12	(2) WONTNER Benjamin		BOW	12.72	* 12.03	* 12.54	<b>24.57</b>	1.13
3	3		2007	U12	(3) ENGLAND Alfie		ESX	12.57	* 12.46	* 12.50	<b>24.96</b>	1.52
4	4	24073	2007	U12	(4) WOOD George		VIK	* 12.75	* 12.25	13.02	<b>25.00</b>	1.56
5	5		2007	U12	(5) TOMS Harry		ESX	* 12.70	13.04	* 12.92	<b>25.62</b>	2.18
6	27		2007	U12	(6) COOPER Charlie		ESX	13.90	* 13.48	* 13.14	<b>26.62</b>	3.18
7	26		2007	U12	(7) WEBB Joshua		ESX	* 13.39	14.31	* 13.81	<b>27.20</b>	3.76
8	52		2007	U12	(8) CROOK Preston		TSN	36.43	* 12.77	* 14.53	<b>27.30</b>	3.86
9	62		2008	U12	(9) GREEN Johnny		NOR	* 13.86	13.88	* 13.55	<b>27.41</b>	3.97
10	18		2007	U12	(10) GODLEY Benedict		WGC	* 13.68	* 13.83	DNF	<b>27.51</b>	4.07
11	19		2007	U12	(11) FRANCIS Jude		VIK	* 13.86	* 13.68	14.41	<b>27.54</b>	4.10
12	59		2007	U12	(12) BROWN Aidan		HEM	* 14.42	* 13.58	14.65	<b>28.00</b>	4.56
13	34		2008	U12	(13) WEST Haydn		WGC	DNF	* 13.62	* 14.55	<b>28.17</b>	4.73
14	25		2007	U12	(14) LYTHELL Austin		NOR	* 14.43	* 13.86	14.58	<b>28.29</b>	4.85
15	39		2007	U12	(15) SAUNDERS Rhys		ESX	* 14.44	* 14.07	15.39	<b>28.51</b>	5.07
16	24		2008	U12	(16) GIBBS Evan		NOR	* 14.30	DNF	* 14.54	<b>28.84</b>	5.40
17	57		2007	U12	(17) TOUMBAS Michael		ESX	* 15.24	* 14.52	15.62	<b>29.76</b>	6.32
18	60		2008	U12	(18) BURNETT-HALL Alasdair		GLO	23.03	* 17.43	* 18.28	<b>35.71</b>	12.27
19	14		2007	U12	(19) PIETRZAK Maximilian		ESX	DNF	* 12.38	* 26.43	<b>38.81</b>	15.37
20	54		2008	U12	(20) SPRINGALL Rufus		VIK	* 25.14	* 27.00	28.56	<b>52.14</b>	28.70

## Did Not Start - Run 1 (2)

28		2007	U12	MARLOW Archie		HEM	DNS	DNS	DNS
45		2007	U12	CHILDS Scott		WGC	DNS	DNS	DNS


## Did Not Finish - Run 1 (2)

14		2007	U12	PIETRZAK Maximilian		ESX	DNF	* 12.38	* 26.43
34		2008	U12	WEST Haydn		WGC	DNF	* 13.62	* 14.55

## Did Not Start - Run 2 (2)

28		2007	U12	MARLOW Archie		HEM	DNS	DNS	DNS
45		2007	U12	CHILDS Scott		WGC	DNS	DNS	DNS

## Did Not Finish - Run 2 (1)

24		2008	U12	GIBBS Evan		NOR	* 14.30	DNF	* 14.54
----	--	------	-----	------------	---	-----	---------	-----	---------

## Did Not Start - Run 3 (2)

28		2007	U12	MARLOW Archie		HEM	DNS	DNS	DNS
45		2007	U12	CHILDS Scott		WGC	DNS	DNS	DNS

## Did Not Finish - Run 3 (1)

18		2007	U12	GODLEY Benedict		WGC	* 13.68	* 13.83	DNF
----	--	------	-----	-----------------	---	-----	---------	---------	-----



## EASTERN REGION SNOWSPORTS ASSOCIATION 2018

### Team Evolution ERSA Essex Summer League

#### Special Slalom - Boys & Girls (U12's)

#### ERSA Summer League - Final Ranking

Rank	Bib.	RegNo	Year	Cat (Rank)	Name	====	Club	Run 1	Run 2	Run 3	Time	Gap	Points	Perf.
<b>==ERSA Girls ==</b>														
1	10	23945	2007	U12 (1)	SAUNDERS Katie		HEM	* 11.89	* 11.36	12.59	<b>23.25</b>		0.00	+ 6.32
2	11		2007	U12 (2)	SARKAR Anna		ESX	* 12.24	* 11.67	12.28	<b>23.91</b>	0.66	20.44	- 21.64
3	63		2008	U12 (3)	RENDELL Maisie		TSN	13.18	* 12.23	* 12.95	<b>25.18</b>	1.93	59.77	-
4	12	24038	2007	U12 (4)	BUSHELL Grace		NOR	13.08	* 12.72	* 12.93	<b>25.65</b>	2.40	74.32	+ 81.52
5	13		2007	U12 (5)	HIGGS Eira-Mia		ESX	* 13.27	* 12.45	DSQ	<b>25.72</b>	2.47	76.49	+ 13.39
6	15	23666	2008	U12 (6)	HOWESON Lucy		HEM	14.25	* 13.12	* 13.39	<b>26.51</b>	3.26	100.95	+ 56.51
7	8		2009	U10 (1)	WELSH Madeleine		VIK	* 13.87	* 13.11	13.94	<b>26.98</b>	3.73	115.51	+ 50.54
8	20		2009	U10 (2)	PIETRZAK Amelia		ESX	* 13.93	* 13.58	14.05	<b>27.51</b>	4.26	131.92	+ 11.60
9	6	23258	2008	U12 (7)	BUNTON Aimee		CHT	13.99	* 13.56	* 13.95	<b>27.51</b>	4.26	131.92	+ 65.29
10	46		2009	U10 (3)	EVEREST Phoebe		BOW	15.12	* 13.73	* 14.38	<b>28.11</b>	4.86	150.50	- 150.61
11	35		2009	U10 (4)	TRESIDDER Freya		ASR	14.73	* 14.24	* 14.36	<b>28.60</b>	5.35	165.68	- 62.27
12	16		2007	U12 (8)	COZENS Zoe		NOR	14.93	* 14.25	* 14.65	<b>28.90</b>	5.65	174.97	+ 88.39
13	30		2011	U08 (1)	FLITTON Lily		HEM	* 14.50	* 14.58	27.18	<b>29.08</b>	5.83	180.54	+ 0.58
14	21		2007	U12 (9)	KINGE Lucy		NOR	* 14.56	* 14.86	14.92	<b>29.42</b>	6.17	191.07	+ 66.75
15	32		2007	U12 (10)	GIBBS Heidi		NOR	15.33	* 15.12	* 15.03	<b>30.15</b>	6.90	213.68	+ 28.45
16	41		2010	U10 (5)	TOMS Juliette		ESX	* 15.21	* 15.41	16.68	<b>30.62</b>	7.37	228.23	- 30.86
17	22		2007	U12 (11)	WINSER Gretchen		VIK	DNF	* 15.71	* 15.49	<b>31.20</b>	7.95	246.19	+ 115.20
18	33		2007	U12 (12)	KITCHING Martha		VIK	* 15.48	16.08	* 15.76	<b>31.24</b>	7.99	247.43	+ 49.74
19	31		2007	U12 (13)	LINCOLN Imogen		NOR	* 16.07	* 16.13	16.28	<b>32.20</b>	8.95	277.16	+ 94.49
20	37		2007	U12 (14)	MONTGOMERY Isobel		NOR	16.57	* 16.37	* 15.90	<b>32.27</b>	9.02	279.33	+ 48.04
21	61		2009	U10 (6)	GREEN Tallulah		NOR	16.65	* 15.96	* 16.51	<b>32.47</b>	9.22	285.52	-
22	40		2009	U10 (7)	HADDEN Amelia		ESX	* 17.00	* 16.63	17.54	<b>33.63</b>	10.38	321.45	+ 64.70
23	36		2010	U10 (8)	FISKE Jemima		NOR	* 17.35	* 16.68	17.96	<b>34.03</b>	10.78	333.83	+ 105.12
24	43		2007	U12 (15)	CASKIE Alice		VIK	* 17.27	* 17.71	17.75	<b>34.98</b>	11.73	363.25	+ 77.59
25	50		2011	U08 (2)	HIGGS Sasha		ESX	19.04	* 17.77	* 18.30	<b>36.07</b>	12.82	397.01	+ 34.17
26	64		2012	U08 (3)	GREEN Isis		NOR	* 18.19	* 18.54	18.77	<b>36.73</b>	13.48	417.45	-
27	48		2008	U12 (16)	SPRINGALL Otilie		VIK	* 18.53	* 18.36	19.15	<b>36.89</b>	13.64	422.40	+ 67.38
28	51		2012	U08 (4)	ANDERSON Esme		VIK	* 19.63	* 19.41	23.22	<b>39.04</b>	15.79	488.98	+ 111.24
29	56		2010	U10 (9)	BROWN Lulu		HEM	* 20.46	* 20.79	23.50	<b>41.25</b>	18.00	557.42	- 146.82
30	55		2010	U10 (10)	GLADIN Violet		VIK	* 23.06	* 20.85	26.38	<b>43.91</b>	20.66	639.79	+ 67.04

#### Did Not Start - Run 1 (2)

7	23929	2009	U10	MAGNANI Emily		HEM	DNF	DNF	DNF
29		2008	U12	MURRAY Catheine		SMK	DNF	DNF	DNF

#### Did Not Finish - Run 1 (1)

22		2007	U12	WINSER Gretchen		VIK	DNF	* 15.71	* 15.49
----	--	------	-----	-----------------	--	-----	-----	---------	---------

#### Did Not Start - Run 2 (2)

7	23929	2009	U10	MAGNANI Emily		HEM	DNF	DNF	DNF
29		2008	U12	MURRAY Catheine		SMK	DNF	DNF	DNF

#### Did Not Start - Run 3 (2)

7	23929	2009	U10	MAGNANI Emily		HEM	DNF	DNF	DNF
---	-------	------	-----	---------------	--	-----	-----	-----	-----

## EASTERN REGION SNOWSPORTS ASSOCIATION 2018

## Team Evolution ERSA Essex Summer League

## Special Slalom - Boys &amp; Girls (U12's)

## ERSA Summer League - Final Ranking

Rank	Bib.	RegNo	Year	Cat (Rank)	Name	====	Club	Run 1	Run 2	Run 3	Time	Gap	Points	Perf.
29			2008	U12	MURRAY Catheine		SMK	DNS	DNS	DNS				

## Disqualified - Run 3 (1)

13			2007	U12	HIGGS Eira-Mia		ESX	* 13.27	* 12.45	DSQ				
----	--	--	------	-----	----------------	---	-----	---------	---------	-----	--	--	--	--

## == ERSA Boys ==

1	1	23557	2007	U12 (1)	MITCHELL Kieran		NOR	12.21	* 11.71	* 11.73	<b>23.44</b>		0.00	+ 30.13
2	9	23898	2008	U12 (2)	WONTNER Benjamin		BOW	12.72	* 12.03	* 12.54	<b>24.57</b>	1.13	34.71	- 15.04
3	3		2007	U12 (3)	ENGLAND Alfie		ESX	12.57	* 12.46	* 12.50	<b>24.96</b>	1.52	46.69	+ 23.38
4	4	24073	2007	U12 (4)	WOOD George		VIK	* 12.75	* 12.25	13.02	<b>25.00</b>	1.56	47.92	+ 11.85
5	5		2007	U12 (5)	TOMS Harry		ESX	* 12.70	13.04	* 12.92	<b>25.62</b>	2.18	66.96	+ 35.89
6	2		2009	U10 (1)	BLACKWELL Jasper		TAL	* 13.46	* 13.00	13.87	<b>26.46</b>	3.02	92.76	+ 35.94
7	27		2007	U12 (6)	COOPER Charlie		ESX	13.90	* 13.48	* 13.14	<b>26.62</b>	3.18	97.68	- 37.23
8	26		2007	U12 (7)	WEBB Joshua		ESX	* 13.39	14.31	* 13.81	<b>27.20</b>	3.76	115.49	- 14.99
9	52		2007	U12 (8)	CROOK Preston		TSN	36.43	* 12.77	* 14.53	<b>27.30</b>	3.86	118.57	- 287.58
10	62		2008	U12 (9)	GREEN Johnny		NOR	* 13.86	13.88	* 13.55	<b>27.41</b>	3.97	121.95	-
11	18		2007	U12 (10)	GODLEY Benedict		WGC	* 13.68	* 13.83	DNF	<b>27.51</b>	4.07	125.02	+ 40.94
12	19		2007	U12 (11)	FRANCIS Jude		VIK	* 13.86	* 13.68	14.41	<b>27.54</b>	4.10	125.94	+ 34.24
13	59		2007	U12 (12)	BROWN Aidan		HEM	* 14.42	* 13.58	14.65	<b>28.00</b>	4.56	140.07	-
14	34		2008	U12 (13)	WEST Haydn		WGC	DNF	* 13.62	* 14.55	<b>28.17</b>	4.73	145.29	- 49.25
15	25		2007	U12 (14)	LYTHELL Austin		NOR	* 14.43	* 13.86	14.58	<b>28.29</b>	4.85	148.98	+ 21.67
16	47		2010	U10 (2)	WONTNER Rufus		BOW	* 14.18	* 14.26	14.34	<b>28.44</b>	5.00	153.58	- 142.92
17	23		2010	U10 (3)	KINGE Jacob		NOR	* 14.08	15.02	* 14.40	<b>28.48</b>	5.04	154.81	+ 45.25
18	39		2007	U12 (15)	SAUNDERS Rhys		ESX	* 14.44	* 14.07	15.39	<b>28.51</b>	5.07	155.73	- 60.93
19	65		2011	U08 (1)	HUELIN Joshua		CHT	14.80	* 13.95	* 14.73	<b>28.68</b>	5.24	160.96	-
20	24		2008	U12 (16)	GIBBS Evan		NOR	* 14.30	DNF	* 14.54	<b>28.84</b>	5.40	165.87	+ 50.73
21	17		2009	U10 (4)	HARTNELL Sonny		NOR	21.43	* 14.36	* 14.63	<b>28.99</b>	5.55	170.48	+ 90.92
22	57		2007	U12 (17)	TOUMBAS Michael		ESX	* 15.24	* 14.52	15.62	<b>29.76</b>	6.32	194.13	-
23	49		2011	U08 (2)	ENGLAND Zachary		ESX	* 16.00	* 15.59	17.56	<b>31.59</b>	8.15	250.34	- 81.47
24	38		2009	U10 (5)	HARTNELL Freddy		NOR	16.43	* 16.15	* 15.68	<b>31.83</b>	8.39	257.71	+ 44.12
25	44		2009	U10 (6)	HIBBLE Benji		VIK	* 17.39	* 17.22	19.12	<b>34.61</b>	11.17	343.11	+ 79.70
26	60		2008	U12 (18)	BURNETT-HALL Alasdair		GLO	23.03	* 17.43	* 18.28	<b>35.71</b>	12.27	376.89	-
27	14		2007	U12 (19)	PIETRZAK Maximilian		ESX	DNF	* 12.38	* 26.43	<b>38.81</b>	15.37	472.12	+ 446.28
28	58		2010	U10 (7)	LANE-WATKINS Sebastian		ESX	* 18.65	DSQ	* 24.14	<b>42.79</b>	19.35	594.37	-
29	53		2010	U10 (8)	BURNS Robert		ESX	* 22.01	* 21.88	22.76	<b>43.89</b>	20.45	628.16	+ 111.55
30	54		2008	U12 (20)	SPRINGALL Rufus		VIK	* 25.14	* 27.00	28.56	<b>52.14</b>	28.70	881.57	+ 335.22

## Did Not Start - Run 1 (3)

28			2007	U12	MARLOW Archie		HEM	DNS	DNS	DNS				
42			2010	U10	KARWICKI Hugo		HEM	DNS	DNS	DNS				
45			2007	U12	CHILDS Scott		WGC	DNS	DNS	DNS				

## Did Not Finish - Run 1 (2)

14			2007	U12	PIETRZAK Maximilian		ESX	DNF	* 12.38	* 26.43				
34			2008	U12	WEST Haydn		WGC	DNF	* 13.62	* 14.55				

## Did Not Start - Run 2 (3)

28			2007	U12	MARLOW Archie		HEM	DNS	DNS	DNS				
42			2010	U10	KARWICKI Hugo		HEM	DNS	DNS	DNS				
45			2007	U12	CHILDS Scott		WGC	DNS	DNS	DNS				

## Did Not Finish - Run 2 (1)

24			2008	U12	GIBBS Evan		NOR	* 14.30	DNF	* 14.54				
----	--	--	------	-----	------------	---	-----	---------	-----	---------	--	--	--	--

**EASTERN REGION SNOWSPORTS ASSOCIATION 2018**

**Team Evolution ERSA Essex Summer League**

**Special Slalom - Boys & Girls (U12's)**

**ERSA Summer League - Final Ranking**

Rank	Bib.	RegNo	Year	Cat (Rank)	Name	====	Club	Run 1	Run 2	Run 3	Time	Gap	Points	Perf.
------	------	-------	------	------------	------	------	------	-------	-------	-------	------	-----	--------	-------

**Disqualified - Run 2 (1)**

	58		2010	U10	LANE-WATKINS Sebastian		ESX	* 18.65	DSQ	* 24.14				
--	----	--	------	-----	------------------------	---	-----	---------	-----	---------	--	--	--	--

**Did Not Start - Run 3 (3)**

	28		2007	U12	MARLOW Archie		HEM	DNS	DNS	DNS				
	42		2010	U10	KARWICKI Hugo		HEM	DNS	DNS	DNS				
	45		2007	U12	CHILDS Scott		WGC	DNS	DNS	DNS				

**Did Not Finish - Run 3 (1)**

	18		2007	U12	GODLEY Benedict		WGC	* 13.68	* 13.83	DNF				
--	----	--	------	-----	-----------------	---	-----	---------	---------	-----	--	--	--	--



**EASTERN REGION SNOWSPORTS ASSOCIATION 2018**

**Team Evolution ERSA Essex Summer League**

**Special Slalom - Boys & Girls (U12's)**

**Penalty calculation - Women**

Rank	Bib.	RegNo	Name	Year	====	Points	Best 5	Race points
<b>Best 10 at finish</b>								
1	10	23945	SAUNDERS Katie	2007		36.05	36.05	0.00
2	11		SARKAR Anna	2007		84.45	84.45	20.44
3	63		RENDELL Maisie	2008		999.99	-	-
4	12	24038	BUSHELL Grace	2007		35.17	35.17	74.32
5	13		HIGGS Eira-Mia	2007		105.47	105.47	76.49
6	15	23666	HOWESON Lucy	2008		86.81	86.81	100.95
7	8		WELSH Madeleine	2009		107.34	-	-
8	20		PIETRZAK Amelia	2009		162.69	-	-
8	6	23258	BUNTON Aimee	2008		109.00	-	-
10	46		EVEREST Phoebe	2009		343.48	-	-

**Best 5 at start**

4	12	24038	BUSHELL Grace	2007		35.17		
1	10	23945	SAUNDERS Katie	2007		36.05		
2	11		SARKAR Anna	2007		84.45		
6	15	23666	HOWESON Lucy	2008		86.81		
5	13		HIGGS Eira-Mia	2007		105.47		

(DNF: Did Not Finish, DSQ: Disqualified)

**TOTAL**

(B) List points of best 5 at start	347.95		
(A) List points of the best 5 to finish in top 10		347.95	
(C) Race points of corresponding competitors			272.20
Calculated penalty (A + B - C) = 423.70 / 10	42.37		
Correction value (Z)	0.00		
Category adder	0.00		
Applied penalty	42.37		

Timing



## EASTERN REGION SNOWSPORTS ASSOCIATION 2018

### Team Evolution ERSA Essex Summer League

#### Special Slalom - Boys & Girls (U12's)

#### Penalty calculation - Men

Rank	Bib.	RegNo	Name	Year	====	Points	Best 5	Race points
------	------	-------	------	------	------	--------	--------	-------------

#### Best 10 at finish

1	1	23557	MITCHELL Kieran	2007		35.81	35.81	0.00
2	9	23898	WONTNER Benjamin	2008		115.69	115.69	34.71
3	3		ENGLAND Alfie	2007		89.25	89.25	46.69
4	4	24073	WOOD George	2007		102.01	102.01	47.92
5	5		TOMS Harry	2007		97.01	97.01	66.96
6	2		BLACKWELL Jasper	2009		122.76	-	-
7	27		COOPER Charlie	2007		200.85	-	-
8	26		WEBB Joshua	2007		196.42	-	-
9	52		CROOK Preston	2007		472.09	-	-
10	62		GREEN Johnny	2008		999.99	-	-

#### Best 5 at start

1	1	23557	MITCHELL Kieran	2007		35.81		
3	3		ENGLAND Alfie	2007		89.25		
27	14		PIETRZAK Maximilian	2007		91.78		
5	5		TOMS Harry	2007		97.01		
4	4	24073	WOOD George	2007		102.01		

(DNF: Did Not Finish, DSQ: Disqualified)

#### TOTAL

(B) List points of best 5 at start	415.86		
(A) List points of the best 5 to finish in top 10		439.77	
(C) Race points of corresponding competitors			196.28
Calculated penalty (A + B - C) = 659.35 / 10	65.94		
Correction value (Z)	0.00		
Category adder	0.00		
Applied penalty	65.94		

Timing





## EASTERN REGION SNOWSPORTS ASSOCIATION 2018

### Team Evolution ERSAs Essex Summer League

#### Special Slalom - Female & Male

#### ERSA Summer League - Final Ranking

Rank	Bib.	RegNo	Year	Cat	(Rank) Name	====	Club	Run-1	Run-2	Run-3	Time	Gap
<b>=== ERSAs Under 14 Girls ===</b>												
1	83	22938	2006	U14	(1) HOWESON Olivia		HEM	12.13	* 11.90	* 12.05	<b>23.95</b>	
2	86	24065	2005	U14	(2) LINCOLN Isabel		NOR	* 12.67	12.86	* 13.60	<b>26.27</b>	2.32
3	87	22930	2006	U14	(3) BLACKWELL Lucy		TAL	13.95	* 13.67	* 13.65	<b>27.32</b>	3.37
4	95		2005	U14	(4) WHITMARSH-ALI Evie		CHT	13.90	* 13.73	* 13.60	<b>27.33</b>	3.38
5	88	22937	2005	U14	(5) ALEY Lauren		HEM	* 13.03	14.11	* 14.39	<b>27.42</b>	3.47
6	89		2006	U14	(6) FLITTON Zoe		HEM	24.13	* 14.34	* 14.04	<b>28.38</b>	4.43
7	97	24893	2006	U14	(7) VENABLES Phoebe		VIK	15.45	* 15.31	* 15.57	<b>30.88</b>	6.93
8	100		2005	U14	(8) SAUNDERS Mackenzi		VIK	16.49	* 16.36	* 16.83	<b>33.19</b>	9.24
9	108		2006	U14	(9) BUTCHER Issy		ESX	* 16.49	DSQ	* 16.79	<b>33.28</b>	9.33
10	103		2005	U14	(10) BELL Matilda		HEM	17.87	* 17.63	* 17.58	<b>35.21</b>	11.26
11	110		2006	U14	(11) GREEN Axel Rose		NOR	* 21.45	DSQ	* 14.70	<b>36.15</b>	12.20

#### Did Not Start - Run-1 (1)

98		2005	U14		MOUNTAIN Lizzie		HEM	DNS	DNS	DNS		
----	--	------	-----	--	-----------------	--	-----	-----	-----	-----	--	--

#### Did Not Start - Run-2 (1)

98		2005	U14		MOUNTAIN Lizzie		HEM	DNS	DNS	DNS		
----	--	------	-----	--	-----------------	--	-----	-----	-----	-----	--	--

#### Disqualified - Run-2 (3)

105		2006	U14		BURNS Ella		ESX	* 17.26	DSQ	DNF		
108		2006	U14		BUTCHER Issy		ESX	* 16.49	DSQ	* 16.79		
110		2006	U14		GREEN Axel Rose		NOR	* 21.45	DSQ	* 14.70		

#### Did Not Start - Run-3 (1)

98		2005	U14		MOUNTAIN Lizzie		HEM	DNS	DNS	DNS		
----	--	------	-----	--	-----------------	--	-----	-----	-----	-----	--	--

#### Did Not Finish - Run-3 (1)

105		2006	U14		BURNS Ella		ESX	* 17.26	DSQ	DNF		
-----	--	------	-----	--	------------	--	-----	---------	-----	-----	--	--

#### === ERSAs Under 14 Boys ===




1	14	21649	2005	U14	(1) BUNTON Ryan		CHT	11.64	* 11.51	* 11.31	<b>22.82</b>	
2	21	22059	2006	U14	(2) DADE Jake		NOR	12.28	* 12.15	* 12.08	<b>24.23</b>	1.41
3	27	24227	2006	U14	(3) HADINGHAM Alex		NOR	* 12.56	13.38	* 12.22	<b>24.78</b>	1.96
4	25		2005	U14	(4) MONTGOMERY Freddie		NOR	13.24	* 13.03	* 12.60	<b>25.63</b>	2.81
5	59		2005	U14	(5) GREEN Oddy		NOR	* 12.54	12.66	* 13.29	<b>25.83</b>	3.01
6	26	23818	2005	U14	(6) TEMPLE Frederick		NOR	13.15	* 13.15	* 12.70	<b>25.85</b>	3.03
7	37		2005	U14	(7) HILYER-ZIEGLER Herbie		NOR	12.93	* 12.73	* 13.22	<b>25.95</b>	3.13
8	40	24133	2006	U14	(8) PHILLIPS Daniel		HEM	13.71	* 13.69	* 13.47	<b>27.16</b>	4.34
9	33	23247	2005	U14	(9) WARNE Ben		HEM	14.03	* 13.81	* 13.63	<b>27.44</b>	4.62
10	56		2006	U14	(10) EVEREST Toby		BOW	35.29	* 13.87	* 14.30	<b>28.17</b>	5.35

**EASTERN REGION SNOWSPORTS ASSOCIATION 2018**

**Team Evolution ERSA Essex Summer League**

**Special Slalom - Female & Male**

**ERSA Summer League - Final Ranking**

Rank	Bib.	RegNo	Year	Cat	(Rank) Name	====	Club	Run-1	Run-2	Run-3	Time	Gap
11	45		2005	U14	(11) THOMSON Kai		VIK	15.32	* 14.76	* 14.78	<b>29.54</b>	6.72
12	54		2006	U14	(12) BROWN Connor		HEM	* 15.46	16.06	* 15.44	<b>30.90</b>	8.08
13	48		2005	U14	(13) PAGE-BROWNE Adam		WGC	16.89	* 15.35	* 15.56	<b>30.91</b>	8.09

**Did Not Finish - Run-1 (1)**

57		2006	U14		BROWNE Freddie		NOR	DNF	DNF	* 14.36		
----	--	------	-----	--	----------------	---	-----	-----	-----	---------	--	--

**Disqualified - Run-1 (1)**

42		2006	U14		PENNECK Alexander		ESX	DSQ	DSQ	* 13.30		
----	--	------	-----	--	-------------------	---	-----	-----	-----	---------	--	--

**Did Not Start - Run-2 (1)**

61		2006	U14		REVELL Roman		VIK		DNS	DNS		
----	--	------	-----	--	--------------	---	-----	--	-----	-----	--	--

**Did Not Finish - Run-2 (1)**

57		2006	U14		BROWNE Freddie		NOR	DNF	DNF	* 14.36		
----	--	------	-----	--	----------------	---	-----	-----	-----	---------	--	--

**Disqualified - Run-2 (2)**

42		2006	U14		PENNECK Alexander		ESX	DSQ	DSQ	* 13.30		
46		2006	U14		COZENS Samuel		NOR	* 13.07	DSQ	DSQ		

**Did Not Start - Run-3 (1)**

61		2006	U14		REVELL Roman		VIK		DNS	DNS		
----	--	------	-----	--	--------------	---	-----	--	-----	-----	--	--









**Did Not Finish - Run-3 (2)**

39		2005	U14		SHELLEY Jack		VIK	* 13.97	14.08	DNF		
58	23784	2006	U14		TOVARLAZA Oliver		CHT	* 13.70	13.86	DNF		

**Disqualified - Run-3 (2)**

23	23354	2005	U14		CHAUHAN Rohan		NOR	12.47	* 12.44	DSQ		
46		2006	U14		COZENS Samuel		NOR	* 13.07	DSQ	DSQ		


**=== ERSA Under 16 Girls ===**

1	82	21334	2003	U16	(1) BOTY Nia		HEM	11.90	* 11.87	* 12.00	<b>23.87</b>	
2	72	23246	2003	U16	(2) WARNE Charlotte		HEM	12.46	* 12.41	* 12.47	<b>24.88</b>	1.01
3	80	24891	2004	U16	(3) VENABLES Felicity		VIK	12.74	* 12.45	* 12.51	<b>24.96</b>	1.09
4	71	22179	2003	U16	(4) HOLMES Abby		NOR	DSQ	* 12.35	* 12.65	<b>25.00</b>	1.13
5	75	20998	2003	U16	(5) BARDER Katie		HEM	14.37	* 13.15	* 13.05	<b>26.20</b>	2.33
6	109	23237	2003	U16	(6) WEBER Jana		SUR	DNF	* 15.09	* 14.67	<b>29.76</b>	5.89
7	107	24087	2004	U16	(7) FRENCH Chelsea			* 15.35	DSQ	* 14.74	<b>30.09</b>	6.22
8	94		2003	U16	(8) WEST Sophie		VIK	25.92	* 15.84	* 15.23	<b>31.07</b>	7.20
9	92	24074	2004	U16	(9) MERRIGAN Elizabeth		VIK	* 23.68	DNF	* 13.13	<b>36.81</b>	12.94

**Did Not Start - Run-1 (5)**

84	23492	2004	U16		HERRIES Olivia		HEM	DNS	DNS	DNS		
99		2003	U16		CUTHBERT Tia		VIK	DNS	DNS	DNS		
101		2004	U16		PINNELL-BROWN Alexandra		HEM	DNS	DNS	DNS		
102		2004	U16		MCGROARTY Olivia		HEM	DNS	DNS	DNS		
104		2004	U16		TWEEDIE Daisy		HEM	DNS	DNS	DNS		

**Did Not Finish - Run-1 (1)**

109	23237	2003	U16		WEBER Jana		SUR	DNF	* 15.09	* 14.67		
-----	-------	------	-----	--	------------	---	-----	-----	---------	---------	--	--

**EASTERN REGION SNOWSPORTS ASSOCIATION 2018**
**Team Evolution ERSA Essex Summer League**
**Special Slalom - Female & Male**
**ERSA Summer League - Final Ranking**

Rank	Bib.	RegNo	Year	Cat	(Rank) Name	====	Club	Run-1	Run-2	Run-3	Time	Gap
------	------	-------	------	-----	-------------	------	------	-------	-------	-------	------	-----

**Disqualified - Run-1 (3)**

71	22179	2003	U16		HOLMES Abby		NOR	DSQ	* 12.35	* 12.65		
85	24207	2004	U16		GLADIN Amber		VIK	DSQ	* 12.11	DSQ		
111		2003	U16		BUTCHER Eve		SUR	DSQ	* 44.61	DSQ		

**Did Not Start - Run-2 (5)**

84	23492	2004	U16		HERRIES Olivia		HEM	DNS	DNS	DNS		
99		2003	U16		CUTHBERT Tia		VIK	DNS	DNS	DNS		
101		2004	U16		PINELL-BROWN Alexandra		HEM	DNS	DNS	DNS		
102		2004	U16		MCGROARTY Olivia		HEM	DNS	DNS	DNS		
104		2004	U16		TWEEDIE Daisy		HEM	DNS	DNS	DNS		

**Did Not Finish - Run-2 (1)**

92	24074	2004	U16		MERRIGAN Elizabeth		VIK	* 23.68	DNF	* 13.13		
----	-------	------	-----	--	--------------------	---	-----	---------	-----	---------	--	--

**Disqualified - Run-2 (1)**

107	24087	2004	U16		FRENCH Chelsea			* 15.35	DSQ	* 14.74		
-----	-------	------	-----	--	----------------	--	--	---------	-----	---------	--	--

**Did Not Start - Run-3 (5)**

84	23492	2004	U16		HERRIES Olivia		HEM	DNS	DNS	DNS		
99		2003	U16		CUTHBERT Tia		VIK	DNS	DNS	DNS		
101		2004	U16		PINELL-BROWN Alexandra		HEM	DNS	DNS	DNS		
102		2004	U16		MCGROARTY Olivia		HEM	DNS	DNS	DNS		
104		2004	U16		TWEEDIE Daisy		HEM	DNS	DNS	DNS		











**Did Not Finish - Run-3 (1)**

76		2003	U16		FRANCIS Mia		VIK	13.35	* 13.07	DNF		
----	--	------	-----	--	-------------	---	-----	-------	---------	-----	--	--

**Disqualified - Run-3 (2)**

85	24207	2004	U16		GLADIN Amber		VIK	DSQ	* 12.11	DSQ		
111		2003	U16		BUTCHER Eve		SUR	DSQ	* 44.61	DSQ		

**=== ERSA Under 16 Boys ===**

1	7	20748	2003	U16	(1) DADE Tommy		NOR	11.48	* 11.26	* 11.35	<b>22.61</b>	
2	12	20884	2003	U16	(2) THOMPSON Joseph		NOR	* 11.26	11.27	* 11.38	<b>22.64</b>	0.03
3	2	24443	2004	U16	(3) MARSH Joel		NOR	11.56	* 11.55	* 11.90	<b>23.45</b>	0.84
4	8	23349	2003	U16	(4) BUSHELL George		NOR	* 11.77	12.01	* 12.05	<b>23.82</b>	1.21
5	11	20264	2003	U16	(5) REIDY Thomas		HEM	DSQ	* 12.68	* 12.45	<b>25.13</b>	2.52
6	29		2004	U16	(6) FISHER Edward		ESX	* 12.71	12.85	* 12.45	<b>25.16</b>	2.55
7	34		2004	U16	(7) CANNING Thomas		NOR	* 13.08	13.12	* 12.94	<b>26.02</b>	3.41
8	16		2003	U16	(8) TURNER Alfie		HEM	* 13.20	13.27	* 13.48	<b>26.68</b>	4.07
9	32		2004	U16	(9) ALI Dylan		VIK	* 13.38	13.57	* 13.33	<b>26.71</b>	4.10
10	35		2004	U16	(10) DAVIES Ben		NOR	* 14.05	DSQ	* 14.36	<b>28.41</b>	5.80

**Did Not Start - Run-1 (2)**

6	21194	2003	U16		NEWTON Charlie		HEM	DNS	DNS	DNS		
13		2003	U16		ALGER James		NOR	DNS	DNS	DNS		

**Disqualified - Run-1 (1)**

11	20264	2003	U16		REIDY Thomas		HEM	DSQ	* 12.68	* 12.45		
----	-------	------	-----	--	--------------	---	-----	-----	---------	---------	--	--

**EASTERN REGION SNOWSPORTS ASSOCIATION 2018**

**Team Evolution ERSA Essex Summer League**

**Special Slalom - Female & Male**

**ERSA Summer League - Final Ranking**

Rank	Bib.	RegNo	Year	Cat	(Rank) Name	====	Club	Run-1	Run-2	Run-3	Time	Gap
------	------	-------	------	-----	-------------	------	------	-------	-------	-------	------	-----

**Did Not Start - Run-2 (2)**

	6	21194	2003	U16	NEWTON Charlie		HEM	DNS	DNS	DNS		
	13		2003	U16	ALGER James		NOR	DNS	DNS	DNS		

**Disqualified - Run-2 (2)**

	35		2004	U16	DAVIES Ben		NOR	* 14.05	DSQ	* 14.36		
	38		2004	U16	MUNDY Jack		ESX	* 12.98	DSQ	DSQ		

**Did Not Start - Run-3 (2)**

	6	21194	2003	U16	NEWTON Charlie		HEM	DNS	DNS	DNS		
	13		2003	U16	ALGER James		NOR	DNS	DNS	DNS		

**Disqualified - Run-3 (1)**

	38		2004	U16	MUNDY Jack		ESX	* 12.98	DSQ	DSQ		
--	----	--	------	-----	------------	---	-----	---------	-----	-----	--	--

**=== ERSA Under 18 Ladies ===**

1	73	20337	2001	U18	(1) SKIPPER Megan		NOR	11.58	* 11.47	* 11.57	<b>23.04</b>	
2	74	21897	2002	U18	(2) MARTIN Lily		ESX	DNF	* 11.62	* 11.64	<b>23.26</b>	0.22
3	112		2002	U18	(3) HAWES Isobel		NOR	DSQ	* 12.68	* 12.78	<b>25.46</b>	2.42
4	79		2001	U18	(4) HACKETT Layla		VIK	13.33	* 13.05	* 13.00	<b>26.05</b>	3.01
5	96		2002	U18	(5) POUNDALL Anya		NOR	15.57	* 15.34	* 15.55	<b>30.89</b>	7.85

**Did Not Finish - Run-1 (1)**

	74	21897	2002	U18	MARTIN Lily		ESX	DNF	* 11.62	* 11.64		
--	----	-------	------	-----	-------------	---	-----	-----	---------	---------	--	--

**Disqualified - Run-1 (1)**

	112		2002	U18	HAWES Isobel		NOR	DSQ	* 12.68	* 12.78		
--	-----	--	------	-----	--------------	---	-----	-----	---------	---------	--	--

**Did Not Finish - Run-3 (1)**

	90		2001	U18	BYE Katherine		VIK	15.14	* 14.68	DNF		
--	----	--	------	-----	---------------	---	-----	-------	---------	-----	--	--


**=== ERSA Under 18 Men ===**

1	15		2002	U18	(1) GOMEZ CLARKE Jamie		NOR	* 11.07	DSQ	* 11.19	<b>22.26</b>	
2	1	19855	2002	U18	(2) BINGHAM Nicholas		ESX	* 10.95	11.00	* 11.39	<b>22.34</b>	0.08
3	20	24896	2002	U18	(3) ROSE Tobias		NOR	* 12.40	DSQ	* 12.78	<b>25.18</b>	2.92
4	60		2002	U18	(4) CROUGHAN Ewan		NOR	DSQ	* 13.38	* 12.65	<b>26.03</b>	3.77
5	47		2001	U18	(5) PYALL James		VIK	DSQ	* 15.77	* 15.58	<b>31.35</b>	9.09
6	36		2002	U18	(6) FISKE Samuel		NOR	34.40	* 31.81	* 23.03	<b>54.84</b>	32.58
7	55		2001	U18	(7) MARTIN Nathan		VIK	DSQ	* 18.60	* 37.74	<b>56.34</b>	34.08

**Did Not Start - Run-1 (1)**

	10		2001	U18	REYNOLDS Joshua		NOR	DNS	DNS	DNS		
--	----	--	------	-----	-----------------	---	-----	-----	-----	-----	--	--

**Disqualified - Run-1 (3)**

	47		2001	U18	PYALL James		VIK	DSQ	* 15.77	* 15.58		
	55		2001	U18	MARTIN Nathan		VIK	DSQ	* 18.60	* 37.74		
	60		2002	U18	CROUGHAN Ewan		NOR	DSQ	* 13.38	* 12.65		

## EASTERN REGION SNOWSPORTS ASSOCIATION 2018

## Team Evolution ERSA Essex Summer League

## Special Slalom - Female &amp; Male

## ERSA Summer League - Final Ranking

Rank	Bib.	RegNo	Year	Cat	(Rank) Name	====	Club	Run-1	Run-2	Run-3	Time	Gap
------	------	-------	------	-----	-------------	------	------	-------	-------	-------	------	-----

## Did Not Start - Run-2 (1)

	10		2001	U18	REYNOLDS Joshua		NOR	DNS	DNS	DNS		
--	----	--	------	-----	-----------------	---	-----	-----	-----	-----	--	--


## Disqualified - Run-2 (2)

	15		2002	U18	GOMEZ CLARKE Jamie		NOR	* 11.07	DSQ	* 11.19		
	20	24896	2002	U18	ROSE Tobias		NOR	* 12.40	DSQ	* 12.78		





## Did Not Start - Run-3 (1)

	10		2001	U18	REYNOLDS Joshua		NOR	DNS	DNS	DNS		
--	----	--	------	-----	-----------------	---	-----	-----	-----	-----	--	--

## === ERSA Under 21 Ladies ===

1	78	22943	1999	U21	(1) BLYTH Charlotte		HEM	* 12.90	12.97	* 13.07	<b>25.97</b>	
---	----	-------	------	-----	---------------------	---	-----	---------	-------	---------	--------------	--

## === ERSA Under 21 Men ===

1	3	23185	2000	U21	(1) STEWARD Oliver		NOR	10.72	* 10.72	* 11.12	<b>21.84</b>	
2	4	22166	1999	U21	(2) HOLMES Thomas		NOR	* 10.28	10.48	* 12.10	<b>22.38</b>	0.54
3	9	21723	2000	U21	(3) HOWE Charlie		NOR	* 11.18	DNF	* 11.26	<b>22.44</b>	0.60
4	28		2000	U21	(4) BYE Matthew		VIK	13.49	* 13.17	* 12.90	<b>26.07</b>	4.23


## Did Not Finish - Run-2 (1)

	9	21723	2000	U21	HOWE Charlie		NOR	* 11.18	DNF	* 11.26		
--	---	-------	------	-----	--------------	---	-----	---------	-----	---------	--	--

## === ERSA Senior/Masters 1 Ladies ===

1	81		1992	SM1	(1) BOWEN Catriona		NOR	13.40	* 13.23	* 13.96	<b>27.19</b>	
2	93		1987	SM1	(2) WEIR Suzanne		NOR	15.52	* 15.50	* 16.17	<b>31.67</b>	4.48

## Did Not Start - Run-1 (1)

	91		1991	SM1	POVEY Claudette		BOW	DNS	DNS	DNS		
--	----	--	------	-----	-----------------	---	-----	-----	-----	-----	--	--

## Did Not Start - Run-2 (1)

	91		1991	SM1	POVEY Claudette		BOW	DNS	DNS	DNS		
--	----	--	------	-----	-----------------	---	-----	-----	-----	-----	--	--

## Did Not Start - Run-3 (1)

	91		1991	SM1	POVEY Claudette		BOW	DNS	DNS	DNS		
--	----	--	------	-----	-----------------	---	-----	-----	-----	-----	--	--

## === ERSA Senior/Masters 1 Men ===

1	17	18807	1993	SM1	(1) MROZ Domink		ESX	12.85	* 12.70	* 13.28	<b>25.98</b>	
2	53		1979	SM1	(2) CROOK Stuart		TSN	15.71	* 14.87	* 15.06	<b>29.93</b>	3.95

## === ERSA Masters 2 Ladies ===


1	77		1970	MA2	(1) ANDERSON Beverley		VIK	13.43	* 13.28	* 13.45	<b>26.73</b>	
---	----	--	------	-----	-----------------------	---	-----	-------	---------	---------	--------------	--

## EASTERN REGION SNOWSPORTS ASSOCIATION 2018





## Team Evolution ERSA Essex Summer League

## Special Slalom - Female &amp; Male

## ERSA Summer League - Final Ranking

Rank	Bib.	RegNo	Year	Cat	(Rank) Name	====	Club	Run-1	Run-2	Run-3	Time	Gap
2	106		1969	MA2	(2) KERRIDGE Rachel		VIK	* 20.12	21.36	* 20.59	<b>40.71</b>	13.98

## === ERSA Masters 2 Men ===

1	18	24596	1974	MA2	(1) GARDNER Garedd		ESX	12.25	* 11.94	* 11.76	<b>23.70</b>	
2	41		1971	MA2	(2) KINGE Blane		NOR	DSQ	* 13.19	* 13.62	<b>26.81</b>	3.11
3	43		1970	MA2	(3) FISHER James		ESX	* 13.83	14.28	* 13.36	<b>27.19</b>	3.49
4	49	21942	1972	MA2	(4) LINCOLN Piers		NOR	* 15.80	16.63	* 35.74	<b>51.54</b>	27.84


## Disqualified - Run-1 (1)

	41		1971	MA2	KINGE Blane		NOR	DSQ	* 13.19	* 13.62		
--	----	--	------	-----	-------------	---	-----	-----	---------	---------	--	--

## === ERSA Masters 3 Men ===

1	5	10596	1963	MA3	(1) BUNTON Paul		HEM	* 12.26	12.42	* 12.55	<b>24.81</b>	
2	22		1966	MA3	(2) HOLMES Peter		NOR	15.51	* 13.05	* 13.00	<b>26.05</b>	1.24
3	19		1964	MA3	(3) THOMSON Stewart		VIK	18.63	* 13.15	* 13.19	<b>26.34</b>	1.53
4	24	18665	1967	MA3	(4) SYDER Mark		NOR	* 13.10	13.26	* 13.35	<b>26.45</b>	1.64
5	30	10372	1959	MA3	(5) ANDERSON Christopher		VIK	* 13.81	13.90	* 13.66	<b>27.47</b>	2.66
6	44		1966	MA3	(6) GARRETT Mike		NOR	* 14.75	15.10	* 14.03	<b>28.78</b>	3.97

## Did Not Start - Run-1 (1)

	31	24015	1960	MA3	CAMPBELL Stephen		HEM	DNS	DNS	DNS		
--	----	-------	------	-----	------------------	---	-----	-----	-----	-----	--	--

## Did Not Start - Run-2 (1)

	31	24015	1960	MA3	CAMPBELL Stephen		HEM	DNS	DNS	DNS		
--	----	-------	------	-----	------------------	---	-----	-----	-----	-----	--	--

## Did Not Start - Run-3 (1)

	31	24015	1960	MA3	CAMPBELL Stephen		HEM	DNS	DNS	DNS		
--	----	-------	------	-----	------------------	---	-----	-----	-----	-----	--	--

## === ERSA Masters 4 Men ===

1	50		1951	MA4	(1) COOPER Douglas		NOR	* 16.82	17.45	* 17.73	<b>34.55</b>	
2	51		1946	MA4	(2) COOPER Ron		NOR	* 17.87	18.15	* 18.42	<b>36.29</b>	1.74

## Did Not Start - Run-1 (1)

	52		1957	MA4	PENNECK Jeffrey		ESX	DNS	DNS	DNS		
--	----	--	------	-----	-----------------	---	-----	-----	-----	-----	--	--

## Did Not Start - Run-2 (1)

	52		1957	MA4	PENNECK Jeffrey		ESX	DNS	DNS	DNS		
--	----	--	------	-----	-----------------	---	-----	-----	-----	-----	--	--

## Did Not Start - Run-3 (1)

	52		1957	MA4	PENNECK Jeffrey		ESX	DNS	DNS	DNS		
--	----	--	------	-----	-----------------	---	-----	-----	-----	-----	--	--

Rank	Bib.	RegNo	Year	Cat	(Rank)	Name	Club	Run-1	Run-2	Run-3	Time	Gap	Points	Perf.
<b>==ERSA Girls and Ladies ==</b>														
1	73	20337	2001	U18	(1)	SKIPPER Megan	NOR	11.58	* 11.47	* 11.57	23.04	0.00	+ 4.07	
2	74	21897	2002	U18	(2)	MARTIN Lily	ESX	DNF	* 11.62	* 11.64	23.26	0.22	6.88	+ 0.62
3	82	21334	2003	U16	(1)	BOTY Nia	HEM	11.90	* 11.87	* 12.00	23.87	0.83	25.94	- 0.46
4	83	22938	2006	U14	(1)	HOWESON Olivia	HEM	12.13	* 11.90	* 12.05	23.95	0.91	28.44	- 12.04
5	72	23246	2003	U16	(2)	WARNE Charlotte	HEM	12.46	* 12.41	* 12.47	24.88	1.84	57.50	+ 42.62
6	80	24891	2004	U16	(3)	VENABLES Felicity	VIK	12.74	* 12.45	* 12.51	24.96	1.92	60.00	- 22.32
7	71	22179	2003	U16	(4)	HOLMES Abby	NOR	DSQ	* 12.35	* 12.65	25.00	1.96	61.25	+ 28.95
8	112		2002	U18	(3)	HAWES Isobel	NOR	DSQ	* 12.68	* 12.78	25.46	2.42	75.63	- 16.03
9	78	22943	1999	U21	(1)	BLYTH Charlotte	HEM	* 12.90	12.97	* 13.07	25.97	2.93	91.56	+ 56.52
10	79		2001	U18	(4)	HACKETT Layla	VIK	13.33	* 13.05	* 13.00	26.05	3.01	94.06	- 2.87
11	75	20998	2003	U16	(5)	BARDER Katie	HEM	14.37	* 13.15	* 13.05	26.20	3.16	98.75	+ 51.22
12	86	24065	2005	U14	(2)	LINCOLN Isabel	NOR	* 12.67	12.86	* 13.60	26.27	3.23	100.94	- 4.00
13	77		1970	MA2	(1)	ANDERSON Beverley	VIK	13.43	* 13.28	* 13.45	26.73	3.69	115.31	+ 54.28
14	81		1992	SM1	(1)	BOWEN Catriona	NOR	13.40	* 13.23	* 13.96	27.19	4.15	129.69	+ 36.31
15	87	22930	2006	U14	(3)	BLACKWELL Lucy	TAL	13.95	* 13.67	* 13.65	27.32	4.28	133.75	+ 25.59
16	95		2005	U14	(4)	WHITMARSH-ALI Evie	CHT	13.90	* 13.73	* 13.60	27.33	4.29	134.06	- 95.80
17	88	22937	2005	U14	(5)	ALEY Lauren	HEM	* 13.03	14.11	* 14.39	27.42	4.38	136.88	+ 20.62
18	89		2006	U14	(6)	FLITTON Zoe	HEM	24.13	* 14.34	* 14.04	28.38	5.34	166.88	+ 48.14
19	109	23237	2003	U16	(6)	WEBER Jana	SUR	DNF	* 15.09	* 14.67	29.76	6.72	210.00	-
20	107	24087	2004	U16	(7)	FRENCH Chelsea		* 15.35	DSQ	* 14.74	30.09	7.05	220.31	-
21	97	24893	2006	U14	(7)	VENABLES Phoebe	VIK	15.45	* 15.31	* 15.57	30.88	7.84	245.00	+ 7.83
22	96		2002	U18	(5)	POUNDALL Anya	NOR	15.57	* 15.34	* 15.55	30.89	7.85	245.31	+ 14.68
23	94		2003	U16	(8)	WEST Sophie	VIK	25.92	* 15.84	* 15.23	31.07	8.03	250.94	+ 59.63
24	93		1987	SM1	(2)	WEIR Suzanne	NOR	15.52	* 15.50	* 16.17	31.67	8.63	269.69	+ 97.90
25	100		2005	U14	(8)	SAUNDERS Mackenzi	VIK	16.49	* 16.36	* 16.83	33.19	10.15	317.19	+ 24.63
26	108		2006	U14	(9)	BUTCHER Issy	ESX	* 16.49	DSQ	* 16.79	33.28	10.24	320.00	-
27	103		2005	U14	(10)	BELL Matilda	HEM	17.87	* 17.63	* 17.58	35.21	12.17	380.31	+ 13.48
28	110		2006	U14	(11)	GREEN Axel Rose	NOR	* 21.45	DSQ	* 14.70	36.15	13.11	409.69	-
29	92	24074	2004	U16	(9)	MERRIGAN Elizabeth	VIK	* 23.68	DNF	* 13.13	36.81	13.77	430.31	+ 271.82
30	106		1969	MA2	(2)	KERRIDGE Rachel	VIK	* 20.12	21.36	* 20.59	40.71	17.67	552.19	- 62.02

#### Did Not Start - Run-1 (7)

84	23492	2004	U16	HERRIES Olivia	HEM	DNF	DNF	DNF
91		1991	SM1	POVEY Claudette	BOW	DNF	DNF	DNF
98		2005	U14	MOUNTAIN Lizzie	HEM	DNF	DNF	DNF
99		2003	U16	CUTHBERT Tia	VIK	DNF	DNF	DNF
101		2004	U16	PINNELL-BROWN Alexandra	HEM	DNF	DNF	DNF
102		2004	U16	MCGROARTY Olivia	HEM	DNF	DNF	DNF
104		2004	U16	TWEEDIE Daisy	HEM	DNF	DNF	DNF

#### Did Not Finish - Run-1 (2)

74	21897	2002	U18	MARTIN Lily	ESX	DNF	* 11.62	* 11.64
109	23237	2003	U16	WEBER Jana	SUR	DNF	* 15.09	* 14.67

#### Disqualified - Run-1 (4)

71	22179	2003	U16	HOLMES Abby	NOR	DSQ	* 12.35	* 12.65
85	24207	2004	U16	GLADIN Amber	VIK	DSQ	* 12.11	DSQ
111		2003	U16	BUTCHER Eve	SUR	DSQ	* 44.61	DSQ
112		2002	U18	HAWES Isobel	NOR	DSQ	* 12.68	* 12.78



#### Did Not Start - Run-2 (7)

84	23492	2004	U16	HERRIES Olivia	HEM	DNF	DNF	DNF
91		1991	SM1	POVEY Claudette	BOW	DNF	DNF	DNF
98		2005	U14	MOUNTAIN Lizzie	HEM	DNF	DNF	DNF
99		2003	U16	CUTHBERT Tia	VIK	DNF	DNF	DNF
101		2004	U16	PINNELL-BROWN Alexandra	HEM	DNF	DNF	DNF
102		2004	U16	MCGROARTY Olivia	HEM	DNF	DNF	DNF
104		2004	U16	TWEEDIE Daisy	HEM	DNF	DNF	DNF

### Did Not Finish - Run-2 (1)

92	24074	2004	U16	MERRIGAN Elizabeth		VIK	* 23.68	DNF	* 13.13
----	-------	------	-----	--------------------	---	-----	---------	-----	---------

### Disqualified - Run-2 (4)

105		2006	U14	BURNS Ella		ESX	* 17.26	DSQ	DNF
107	24087	2004	U16	FRENCH Chelsea			* 15.35	DSQ	* 14.74
108		2006	U14	BUTCHER Issy		ESX	* 16.49	DSQ	* 16.79
110		2006	U14	GREEN Axel Rose		NOR	* 21.45	DSQ	* 14.70

### Did Not Start - Run-3 (7)

84	23492	2004	U16	HERRIES Olivia		HEM	DNS	DNS	DNS
91		1991	SM1	POVEY Claudette		BOW	DNS	DNS	DNS
98		2005	U14	MOUNTAIN Lizzie		HEM	DNS	DNS	DNS
99		2003	U16	CUTHBERT Tia		VIK	DNS	DNS	DNS
101		2004	U16	PINNELL-BROWN Alexandra		HEM	DNS	DNS	DNS
102		2004	U16	MCGROARTY Olivia		HEM	DNS	DNS	DNS
104		2004	U16	TWEEDIE Daisy		HEM	DNS	DNS	DNS

### Did Not Finish - Run-3 (3)

76		2003	U16	FRANCIS Mia		VIK	13.35	* 13.07	DNF
90		2001	U18	BYE Katherine		VIK	15.14	* 14.68	DNF
105		2006	U14	BURNS Ella		ESX	* 17.26	DSQ	DNF

### Disqualified - Run-3 (2)

85	24207	2004	U16	GLADIN Amber		VIK	DSQ	* 12.11	DSQ
111		2003	U16	BUTCHER Eve		SUR	DSQ	* 44.61	DSQ

## == ERSA Boys and Men ==

1	3	23185	2000	U21 (1)	STEWART Oliver		NOR	10.72	* 10.72	* 11.12	21.84	0.00	- 12.32
2	15		2002	U18 (1)	GOMEZ CLARKE Jamie		NOR	* 11.07	DSQ	* 11.19	22.26	0.42	13.85 - 28.78
3	1	19855	2002	U18 (2)	BINGHAM Nicholas		ESX	* 10.95	11.00	* 11.39	22.34	0.50	16.48 + 3.74
4	4	22166	1999	U21 (2)	HOLMES Thomas		NOR	* 10.28	10.48	* 12.10	22.38	0.54	17.80 + 25.90
5	9	21723	2000	U21 (3)	HOWE Charlie		NOR	* 11.18	DNF	* 11.26	22.44	0.60	19.78 + 17.48
6	7	20748	2003	U16 (1)	DADE Tommy		NOR	11.48	* 11.26	* 11.35	22.61	0.77	25.38 + 4.94
7	12	20884	2003	U16 (2)	THOMPSON Joseph		NOR	* 11.26	11.27	* 11.38	22.64	0.80	26.37 + 3.01
8	14	21649	2005	U14 (1)	BUNTON Ryan		CHT	11.64	* 11.51	* 11.31	22.82	0.98	32.31 - 31.22
9	2	24443	2004	U16 (3)	MARSH Joel		NOR	11.56	* 11.55	* 11.90	23.45	1.61	53.08 - 3.31
10	18	24596	1974	MA2 (1)	GARDNER Garedd		ESX	12.25	* 11.94	* 11.76	23.70	1.86	61.32 - 34.11
11	8	23349	2003	U16 (4)	BUSHELL George		NOR	* 11.77	12.01	* 12.05	23.82	1.98	65.27 + 14.10
12	21	22059	2006	U14 (2)	DADE Jake		NOR	12.28	* 12.15	* 12.08	24.23	2.39	78.79 - 28.35
13	27	24227	2006	U14 (3)	HADINGHAM Alex		NOR	* 12.56	13.38	* 12.22	24.78	2.94	96.92 - 29.13
14	5	10596	1963	MA3 (1)	BUNTON Paul		HEM	* 12.26	12.42	* 12.55	24.81	2.97	97.91 + 20.55
15	11	20264	2003	U16 (5)	REIDY Thomas		HEM	DSQ	* 12.68	* 12.45	25.13	3.29	108.46 + 23.85
16	29		2004	U16 (6)	FISHER Edward		ESX	* 12.71	12.85	* 12.45	25.16	3.32	109.45 - 33.09
17	20	24896	2002	U18 (3)	ROSE Tobias		NOR	* 12.40	DSQ	* 12.78	25.18	3.34	110.11 + 5.57
18	25		2005	U14 (4)	MONTGOMERY Freddie		NOR	13.24	* 13.03	* 12.60	25.63	3.79	124.95 + 1.36
19	59		2005	U14 (5)	GREEN Oddy		NOR	* 12.54	12.66	* 13.29	25.83	3.99	131.54 -
20	26	23818	2005	U14 (6)	TEMPLE Frederick		NOR	13.15	* 13.15	* 12.70	25.85	4.01	132.20 + 7.28
21	37		2005	U14 (7)	HILYER-ZIEGLER Herbie		NOR	12.93	* 12.73	* 13.22	25.95	4.11	135.49 - 51.38
22	17	18807	1993	SM1 (1)	MROZ Domink		ESX	12.85	* 12.70	* 13.28	25.98	4.14	136.48 + 44.94
23	34		2004	U16 (7)	CANNING Thomas		NOR	* 13.08	13.12	* 12.94	26.02	4.18	137.80 - 29.41
24	60		2002	U18 (4)	CROUGHAN Ewan		NOR	DSQ	* 13.38	* 12.65	26.03	4.19	138.13 + 60.62
25	22		1966	MA3 (2)	HOLMES Peter		NOR	15.51	* 13.05	* 13.00	26.05	4.21	138.79 + 23.27
26	28		2000	U21 (4)	BYE Matthew		VIK	13.49	* 13.17	* 12.90	26.07	4.23	139.45 + 10.90
27	19		1964	MA3 (3)	THOMSON Stewart		VIK	18.63	* 13.15	* 13.19	26.34	4.50	148.35 + 45.39
28	24	18665	1967	MA3 (4)	SYDER Mark		NOR	* 13.10	13.26	* 13.35	26.45	4.61	151.98 + 30.08
29	16		2003	U16 (8)	TURNER Alfie		HEM	* 13.20	13.27	* 13.48	26.68	4.84	159.56 + 68.94
30	32		2004	U16 (9)	ALI Dylan		VIK	* 13.38	13.57	* 13.33	26.71	4.87	160.55 - 0.67
31	41		1971	MA2 (2)	KINGE Blane		NOR	DSQ	* 13.19	* 13.62	26.81	4.97	163.85 - 38.55



Rank	Bib.	RegNo	Year	Cat	(Rank)	Name	Club	Run-1	Run-2	Run-3	Time	Gap	Points	Perf.
32	40	24133	2006	U14	(8)	PHILLIPS Daniel	HEM	13.71	* 13.69	* 13.47	27.16	5.32	175.38	- 21.18
33	43		1970	MA2	(3)	FISHER James	ESX	* 13.83	14.28	* 13.36	27.19	5.35	176.37	- 30.36
34	33	23247	2005	U14	(9)	WARNE Ben	HEM	14.03	* 13.81	* 13.63	27.44	5.60	184.62	+ 19.59
35	30	10372	1959	MA3	(5)	ANDERSON Christopher	VIK	* 13.81	13.90	* 13.66	27.47	5.63	185.60	+ 40.05
36	56		2006	U14	(10)	EVEREST Toby	BOW	35.29	* 13.87	* 14.30	28.17	6.33	208.68	-
37	35		2004	U16	(10)	DAVIES Ben	NOR	* 14.05	DSQ	* 14.36	28.41	6.57	216.59	+ 42.51
38	44		1966	MA3	(6)	GARRETT Mike	NOR	* 14.75	15.10	* 14.03	28.78	6.94	228.79	+ 20.66
39	45		2005	U14	(11)	THOMSON Kai	VIK	15.32	* 14.76	* 14.78	29.54	7.70	253.85	+ 15.04
40	53		1979	SM1	(2)	CROOK Stuart	TSN	15.71	* 14.87	* 15.06	29.93	8.09	266.70	- 187.01
41	54		2006	U14	(12)	BROWN Connor	HEM	* 15.46	16.06	* 15.44	30.90	9.06	298.68	- 182.50
42	48		2005	U14	(13)	PAGE-BROWNE Adam	WGC	16.89	* 15.35	* 15.56	30.91	9.07	299.01	+ 12.92
43	47		2001	U18	(5)	PYALL James	VIK	DSQ	* 15.77	* 15.58	31.35	9.51	313.52	+ 33.06
44	50		1951	MA4	(1)	COOPER Douglas	NOR	* 16.82	17.45	* 17.73	34.55	12.71	419.01	+ 74.43
45	51		1946	MA4	(2)	COOPER Ron	NOR	* 17.87	18.15	* 18.42	36.29	14.45	476.37	+ 131.77
46	49	21942	1972	MA2	(4)	LINCOLN Piers	NOR	* 15.80	16.63	* 35.74	51.54	29.70	979.12	+ 655.19
47	36		2002	U18	(6)	FISKE Samuel	NOR	34.40	* 31.81	* 23.03	54.84	33.00	1087.91	+ 903.43
48	55		2001	U18	(7)	MARTIN Nathan	VIK	DSQ	* 18.60	* 37.74	56.34	34.50	1137.36	+ 624.29

### Did Not Start - Run-1 (5)

6	21194	2003	U16	NEWTON Charlie	HEM	DNS	DNS	DNS
10		2001	U18	REYNOLDS Joshua	NOR	DNS	DNS	DNS
13		2003	U16	ALGER James	NOR	DNS	DNS	DNS
31	24015	1960	MA3	CAMPBELL Stephen	HEM	DNS	DNS	DNS
52		1957	MA4	PENNECK Jeffrey	ESX	DNS	DNS	DNS

### Did Not Finish - Run-1 (1)

57		2006	U14	BROWNE Freddie	NOR	DNF	DNF	* 14.36
----	--	------	-----	----------------	-----	-----	-----	---------

### Disqualified - Run-1 (6)

11	20264	2003	U16	REIDY Thomas	HEM	DSQ	* 12.68	* 12.45
41		1971	MA2	KINGE Blane	NOR	DSQ	* 13.19	* 13.62
42		2006	U14	PENNECK Alexander	ESX	DSQ	DSQ	* 13.30
47		2001	U18	PYALL James	VIK	DSQ	* 15.77	* 15.58
55		2001	U18	MARTIN Nathan	VIK	DSQ	* 18.60	* 37.74
60		2002	U18	CROUGHAN Ewan	NOR	DSQ	* 13.38	* 12.65

### Did Not Start - Run-2 (6)

6	21194	2003	U16	NEWTON Charlie	HEM	DNS	DNS	DNS
10		2001	U18	REYNOLDS Joshua	NOR	DNS	DNS	DNS
13		2003	U16	ALGER James	NOR	DNS	DNS	DNS
31	24015	1960	MA3	CAMPBELL Stephen	HEM	DNS	DNS	DNS
52		1957	MA4	PENNECK Jeffrey	ESX	DNS	DNS	DNS
61		2006	U14	REVELL Roman	VIK		DNS	DNS

### Did Not Finish - Run-2 (2)

9	21723	2000	U21	HOWE Charlie	NOR	* 11.18	DNF	* 11.26
57		2006	U14	BROWNE Freddie	NOR	DNF	DNF	* 14.36

### Disqualified - Run-2 (6)

15		2002	U18	GOMEZ CLARKE Jamie	NOR	* 11.07	DSQ	* 11.19
20	24896	2002	U18	ROSE Tobias	NOR	* 12.40	DSQ	* 12.78
35		2004	U16	DAVIES Ben	NOR	* 14.05	DSQ	* 14.36
38		2004	U16	MUNDY Jack	ESX	* 12.98	DSQ	DSQ
42		2006	U14	PENNECK Alexander	ESX	DSQ	DSQ	* 13.30
46		2006	U14	COZENS Samuel	NOR	* 13.07	DSQ	DSQ

### Did Not Start - Run-3 (6)

6	21194	2003	U16	NEWTON Charlie	HEM	DNS	DNS	DNS
10		2001	U18	REYNOLDS Joshua	NOR	DNS	DNS	DNS
13		2003	U16	ALGER James	NOR	DNS	DNS	DNS
31	24015	1960	MA3	CAMPBELL Stephen	HEM	DNS	DNS	DNS

Rank	Bib.	RegNo	Year	Cat (Rank)	Name	====	Club	Run-1	Run-2	Run-3	Time	Gap	Points	Perf.
52		1957	MA4		<b>PENNECK Jeffrey</b>		ESX	DNS	DNS	DNS				
61		2006	U14		<b>REVELL Roman</b>		VIK			DNS				

### Did Not Finish - Run-3 (2)

39		2005	U14		<b>SHELLEY Jack</b>		VIK	* 13.97	14.08	DNF				
58	23784	2006	U14		<b>TOVARLAZA Oliver</b>		CHT	* 13.70	13.86	DNF				

### Disqualified - Run-3 (3)

23	23354	2005	U14		<b>CHAUHAN Rohan</b>		NOR	12.47	* 12.44	DSQ				
38		2004	U16		<b>MUNDY Jack</b>		ESX	* 12.98	DSQ	DSQ				
46		2006	U14		<b>COZENS Samuel</b>		NOR	* 13.07	DSQ	DSQ				



## EASTERN REGION SNOWSPORTS ASSOCIATION 2018

### Team Evolution ERSAs Essex Summer League

#### Special Slalom - Female & Male

#### Penalty calculation - Women

Rank	Bib.	RegNo	Name	Year	====	Points	Best 5	Race points
<b>Best 10 at finish</b>								
1	73	20337	SKIPPER Megan	2001		2.56	2.56	0.00
2	74	21897	MARTIN Lily	2002		12.89	12.89	6.88
3	82	21334	BOTY Nia	2003		33.03	33.03	25.94
4	83	22938	HOWESON Olivia	2006		47.11	-	-
5	72	23246	WARNE Charlotte	2003		21.51	21.51	57.50
6	80	24891	VENABLES Felicity	2004		88.95	-	-
7	71	22179	HOLMES Abby	2003		38.93	38.93	61.25
8	112		HAWES Isobel	2002		98.29	-	-
9	78	22943	BLYTH Charlotte	1999		41.67	-	-
10	79		HACKETT Layla	2001		103.56	-	-

#### Best 5 at start

1	73	20337	SKIPPER Megan	2001		2.56	
2	74	21897	MARTIN Lily	2002		12.89	
5	72	23246	WARNE Charlotte	2003		21.51	
3	82	21334	BOTY Nia	2003		33.03	
7	71	22179	HOLMES Abby	2003		38.93	

(DNF: Did Not Finish, DSQ: Disqualified)

#### TOTAL

(B) List points of best 5 at start	108.92	
(A) List points of the best 5 to finish in top 10		108.92
(C) Race points of corresponding competitors		151.57
Calculated penalty (A + B - C) = 66.27 / 10	6.63	
Correction value (Z)	0.00	
Category adder	0.00	
Applied penalty	6.63	

Timing



## EASTERN REGION SNOWSPORTS ASSOCIATION 2018

### Team Evolution ERSAs Essex Summer League

#### Special Slalom - Female & Male

#### Penalty calculation - Men

Rank	Bib.	RegNo	Name	Year	====	Points	Best 5	Race points
------	------	-------	------	------	------	--------	--------	-------------

#### Best 10 at finish

1	3	23185	STEWART Oliver	2000		30.70	30.70	0.00
2	15		GOMEZ CLARKE Jamie	2002		61.01	-	-
3	1	19855	BINGHAM Nicholas	2002		31.12	31.12	16.48
4	4	22166	HOLMES Thomas	1999		10.28	10.28	17.80
5	9	21723	HOWE Charlie	2000		20.68	20.68	19.78
6	7	20748	DADE Tommy	2003		38.82	38.82	25.38
7	12	20884	THOMPSON Joseph	2003		41.74	-	-
8	14	21649	BUNTON Ryan	2005		81.91	-	-
9	2	24443	MARSH Joel	2004		74.77	-	-
10	18	24596	GARDNER Garedd	1974		113.81	-	-

#### Best 5 at start

4	4	22166	HOLMES Thomas	1999		10.28		
5	9	21723	HOWE Charlie	2000		20.68		
1	3	23185	STEWART Oliver	2000		30.70		
3	1	19855	BINGHAM Nicholas	2002		31.12		
6	7	20748	DADE Tommy	2003		38.82		

(DNF: Did Not Finish, DSQ: Disqualified)

#### TOTAL

(B) List points of best 5 at start	131.60		
(A) List points of the best 5 to finish in top 10		131.60	
(C) Race points of corresponding competitors			79.44
Calculated penalty (A + B - C) = 183.76 / 10	18.38		
Correction value (Z)	0.00		
Category adder	0.00		
Applied penalty	18.38		

Timing