



EASTERN REGION SNOWSPORTS ASSOCIATION 2018

Tallington "Team Evolution" Summer League

Special Slalom - Boys & Girls (U12's)

ERSA Summer League - Final Ranking

Rank	Bib.	RegNo	Year	Cat	(Rank) Name	====	Club	Run 1	Run 2	Run 3	Time	Gap
------	------	-------	------	-----	-------------	------	------	-------	-------	-------	------	-----

==== ERS Under 08 Girls====

1	24		2011	U08	(1) FLITTON Lily		HEM	* 14.25	14.77	* 14.60	28.85	
2	32		2012	U08	(2) ANDERSON Esme		VIK	* 18.57	* 19.16	20.48	37.73	8.88
3	31		2011	U08	(3) HIGGS Sasha		ESX	30.44	* 18.57	* 20.62	39.19	10.34

==== ERS Under 10 Girls ====

1	1		2009	U10	(1) WELSH Madeleine		VIK	* 13.59	* 13.56	13.61	27.15	
2	25		2010	U10	(2) FISKE Jemima		NOR	16.90	* 16.83	* 16.70	33.53	6.38
3	33		2010	U10	(3) GLADIN Violet		VIK	DSQ	* 20.72	* 22.18	42.90	15.75

Did Not Start - Run 1 (1)

8	23929		2009	U10	MAGNANI Emily		HEM	DNS	DNS	DNS		
---	-------	--	------	-----	---------------	--	-----	-----	-----	-----	--	--

Disqualified - Run 1 (1)

33			2010	U10	GLADIN Violet		VIK	DSQ	* 20.72	* 22.18		
----	--	--	------	-----	---------------	--	-----	-----	---------	---------	--	--

Did Not Start - Run 2 (1)

8	23929		2009	U10	MAGNANI Emily		HEM	DNS	DNS	DNS		
---	-------	--	------	-----	---------------	--	-----	-----	-----	-----	--	--

Did Not Start - Run 3 (1)

8	23929		2009	U10	MAGNANI Emily		HEM	DNS	DNS	DNS		
---	-------	--	------	-----	---------------	--	-----	-----	-----	-----	--	--

==== ERS Under 10 Boys ====

1	13		2009	U10	(1) BLACKWELL Jasper		TAL	* 13.10	* 13.01	15.08	26.11	
2	4		2010	U10	(2) AMOS Brody		ESX	* 13.74	DNF	* 14.25	27.99	1.88
3	7		2009	U10	(3) HARTNELL Sonny		NOR	34.82	* 14.17	* 14.59	28.76	2.65
4	16		2010	U10	(4) KINGE Jacob		NOR	* 14.51	* 14.82	14.96	29.33	3.22
5	17		2010	U10	(5) DODD Milo		HEM	DNF	* 17.66	* 14.09	31.75	5.64
6	27		2009	U10	(6) HARTNELL Freddy		NOR	22.35	* 17.60	* 17.48	35.08	8.97

Did Not Finish - Run 1 (1)

17			2010	U10	DODD Milo		HEM	DNF	* 17.66	* 14.09		
----	--	--	------	-----	-----------	--	-----	-----	---------	---------	--	--

Did Not Finish - Run 2 (1)












4			2010	U10	AMOS Brody		ESX	* 13.74	DNF	* 14.25		
---	--	--	------	-----	------------	--	-----	---------	-----	---------	--	--

EASTERN REGION SNOWSPORTS ASSOCIATION 2018


Tallington "Team Evolution" Summer League

Special Slalom - Boys & Girls (U12's)

ERSA Summer League - Final Ranking

Rank	Bib.	RegNo	Year	Cat	(Rank) Name	====	Club	Run 1	Run 2	Run 3	Time	Gap
=== ERSA Under 12 Girls ===												
1	11	23945	2007	U12	(1) SAUNDERS Katie		HEM	11.84	* 11.69	* 11.58	23.27	
2	12	22859	2007	U12	(2) PUTMAN Daisy		TSN	11.95	* 11.66	* 11.94	23.60	0.33
3	10	23666	2008	U12	(3) HOWESON Lucy		HEM	12.73	* 12.66	* 12.58	25.24	1.97
4	3		2007	U12	(4) HIGGS Eira-Mia		ESX	13.55	* 13.23	* 13.12	26.35	3.08
5	14	24038	2007	U12	(5) BUSHELL Grace		NOR	DNF	* 13.17	* 13.31	26.48	3.21
6	9	23258	2008	U12	(6) BUNTON Aimee		HEM	13.44	* 13.14	* 13.39	26.53	3.26
7	2		2008	U12	(7) AMOS Lilly-Ella		ESX	13.48	* 13.33	* 13.30	26.63	3.36
8	15		2007	U12	(8) KINGE Lucy		NOR	* 15.41	* 15.71	16.87	31.12	7.85
9	30		2008	U12	(9) CONNOLD Jemima		WGC	* 16.88	* 16.99	17.14	33.87	10.60
10	22		2008	U12	(10) MURRAY Catheine		SMK	* 17.78	* 16.92	17.86	34.70	11.43
11	26		2007	U12	(11) MONTGOMERY Isobel		NOR	50.14	* 16.33	* 22.60	38.93	15.66

Did Not Finish - Run 1 (1)

14	24038	2007	U12		BUSHELL Grace		NOR	DNF	* 13.17	* 13.31		
----	-------	------	-----	--	---------------	---	-----	-----	---------	---------	--	--

=== ERSA Under 12 Boys ===

1	5	23557	2007	U12	(1) MITCHELL Kieran		NOR	* 11.38	* 11.31	11.63	22.69	
2	20		2007	U12	(2) WEBB Joshua		ESX	14.64	* 13.49	* 13.58	27.07	4.38
3	21		2007	U12	(3) COOPER Charlie		ESX	* 14.06	* 13.83	14.24	27.89	5.20
4	18		2008	U12	(4) GIBBS Evan		NOR	* 14.07	14.57	* 14.56	28.63	5.94
5	23		2007	U12	(5) FORDE - POGSON Hayden		NOR	14.97	* 14.55	* 14.67	29.22	6.53
6	28		2008	U12	(6) WEST Haydn		WGC	16.04	* 14.99	* 14.53	29.52	6.83
7	19		2007	U12	(7) LYTHELL Austin		NOR	* 14.91	15.08	* 14.69	29.60	6.91
8	29		2007	U12	(8) CHILDS Scott		WGC	* 18.10	* 17.59	DSQ	35.69	13.00

Did Not Start - Run 1 (1)

6		2007	U12		FRANCIS Jude		VIK	DNS	DNS	DNS		
---	--	------	-----	--	--------------	---	-----	-----	-----	-----	--	--

Did Not Start - Run 2 (1)

6		2007	U12		FRANCIS Jude		VIK	DNS	DNS	DNS		
---	--	------	-----	--	--------------	---	-----	-----	-----	-----	--	--

Did Not Start - Run 3 (1)

6		2007	U12		FRANCIS Jude		VIK	DNS	DNS	DNS		
---	--	------	-----	--	--------------	---	-----	-----	-----	-----	--	--

Disqualified - Run 3 (1)

29		2007	U12		CHILDS Scott		WGC	* 18.10	* 17.59	DSQ		
----	--	------	-----	--	--------------	---	-----	---------	---------	-----	--	--



EASTERN REGION SNOWSPORTS ASSOCIATION 2018

Tallington "Team Evolution" Summer League

Special Slalom - Boys & Girls (U12's)

ERSA Summer League - Final Ranking

Rank	Bib.	RegNo	Year	Cat (Rank)	Name	====	Club	Run 1	Run 2	Run 3	Time	Gap	Points	Perf.
== Girls - Under 12's ==														
1	11	23945	2007	U12 (1)	SAUNDERS Katie		HEM	11.84	11.69	11.58	23.27	0.00	0.00	- 10.92
2	12	22859	2007	U12 (2)	PUTMAN Daisy		TSN	11.95	11.66	11.94	23.60	0.33	10.21	+ 3.42
3	10	23666	2008	U12 (3)	HOWESON Lucy		HEM	12.73	12.66	12.58	25.24	1.97	60.95	+ 4.98
4	3		2007	U12 (4)	HIGGS Eira-Mia		ESX	13.55	13.23	13.12	26.35	3.08	95.30	+ 20.67
5	14	24038	2007	U12 (5)	BUSHELL Grace		NOR	DNF	13.17	13.31	26.48	3.21	99.32	+ 94.99
6	9	23258	2008	U12 (6)	BUNTON Aimee		HEM	13.44	13.14	13.39	26.53	3.26	100.87	+ 22.71
7	2		2008	U12 (7)	AMOS Lilly-Ella		ESX	13.48	13.33	13.30	26.63	3.36	103.96	+ 44.77
8	1		2009	U10 (1)	WELSH Madeleine		VIK	13.59	13.56	13.61	27.15	3.88	120.05	+ 43.55
9	24		2011	U08 (1)	FLITTON Lily		HEM	14.25	14.77	14.60	28.85	5.58	172.65	- 58.31
10	15		2007	U12 (8)	KINGE Lucy		NOR	15.41	15.71	16.87	31.12	7.85	242.89	+ 107.04
11	25		2010	U10 (2)	FISKE Jemima		NOR	16.90	16.83	16.70	33.53	10.26	317.46	+ 77.22
12	30		2008	U12 (9)	CONNOLD Jemima		WGC	16.88	16.99	17.14	33.87	10.60	327.98	- 12.47
13	22		2008	U12 (10)	MURRAY Catheine		SMK	17.78	16.92	17.86	34.70	11.43	353.66	+ 162.31
14	32		2012	U08 (2)	ANDERSON Esme		VIK	18.57	19.16	20.48	37.73	14.46	447.41	+ 58.14
15	26		2007	U12 (11)	MONTGOMERY Isobel		NOR	50.14	16.33	22.60	38.93	15.66	484.54	+ 241.72
16	31		2011	U08 (3)	HIGGS Sasha		ESX	30.44	18.57	20.62	39.19	15.92	492.58	+ 118.21
17	33		2010	U10 (3)	GLADIN Violet		VIK	DSQ	20.72	22.18	42.90	19.63	607.37	+ 20.96

Did Not Start - Run 1 (1)

8	23929	2009	U10	MAGNANI Emily		HEM	DNS	DNS	DNS
---	-------	------	-----	---------------	--	-----	-----	-----	-----

Did Not Finish - Run 1 (1)

14	24038	2007	U12	BUSHELL Grace		NOR	DNF	13.17	13.31
----	-------	------	-----	---------------	--	-----	-----	-------	-------

Disqualified - Run 1 (1)

33		2010	U10	GLADIN Violet		VIK	DSQ	20.72	22.18
----	--	------	-----	---------------	--	-----	-----	-------	-------

Did Not Start - Run 2 (1)

8	23929	2009	U10	MAGNANI Emily		HEM	DNS	DNS	DNS
---	-------	------	-----	---------------	--	-----	-----	-----	-----

Did Not Start - Run 3 (1)

8	23929	2009	U10	MAGNANI Emily		HEM	DNS	DNS	DNS
---	-------	------	-----	---------------	--	-----	-----	-----	-----

== Boys - Under 12's ==







1	5	23557	2007	U12 (1)	MITCHELL Kieran		NOR	11.38	11.31	11.63	22.69	0.00	0.00	+ 26.41
2	13		2009	U10 (1)	BLACKWELL Jasper		TAL	13.10	13.01	15.08	26.11	3.42	108.52	+ 47.98
3	20		2007	U12 (2)	WEBB Joshua		ESX	14.64	13.49	13.58	27.07	4.38	138.99	- 3.55
4	21		2007	U12 (3)	COOPER Charlie		ESX	14.06	13.83	14.24	27.89	5.20	165.01	+ 8.93
5	4		2010	U10 (2)	AMOS Brody		ESX	13.74	DNF	14.25	27.99	5.30	168.18	+ 96.11
6	18		2008	U12 (4)	GIBBS Evan		NOR	14.07	14.57	14.56	28.63	5.94	188.49	+ 69.63

EASTERN REGION SNOWSPORTS ASSOCIATION 2018

Tallington "Team Evolution" Summer League

Special Slalom - Boys & Girls (U12's)

ERSA Summer League - Final Ranking

Rank	Bib.	RegNo	Year	Cat (Rank)	Name	====	Club	Run 1	Run 2	Run 3	Time	Gap	Points	Perf.
7	7		2009	U10 (3)	HARTNELL Sonny		NOR	34.82	14.17	14.59	28.76	6.07	192.61	+ 109.33
8	23		2007	U12 (5)	FORDE - POGSON Hayden		NOR	14.97	14.55	14.67	29.22	6.53	207.21	+ 29.49
9	16		2010	U10 (4)	KINGE Jacob		NOR	14.51	14.82	14.96	29.33	6.64	210.70	+ 97.42
10	28		2008	U12 (6)	WEST Haydn		WGC	16.04	14.99	14.53	29.52	6.83	216.73	- 20.39
11	19		2007	U12 (7)	LYTHELL Austin		NOR	14.91	15.08	14.69	29.60	6.91	219.27	+ 88.24
12	17		2010	U10 (5)	DODD Milo		HEM	DNF	17.66	14.09	31.75	9.06	287.49	+ 173.92
13	27		2009	U10 (6)	HARTNELL Freddy		NOR	22.35	17.60	17.48	35.08	12.39	393.16	+ 175.85
14	29		2007	U12 (8)	CHILDS Scott		WGC	18.10	17.59	DSQ	35.69	13.00	412.52	+ 138.38

Did Not Start - Run 1 (1)

6			2007	U12	FRANCIS Jude		VIK	DNS	DNS	DNS				
---	--	--	------	-----	--------------	---	-----	-----	-----	-----	--	--	--	--

Did Not Finish - Run 1 (1)

17			2010	U10	DODD Milo		HEM	DNF	17.66	14.09				
----	--	--	------	-----	-----------	---	-----	-----	-------	-------	--	--	--	--

Did Not Start - Run 2 (1)

6			2007	U12	FRANCIS Jude		VIK	DNS	DNS	DNS				
---	--	--	------	-----	--------------	---	-----	-----	-----	-----	--	--	--	--

Did Not Finish - Run 2 (1)

4			2010	U10	AMOS Brody		ESX	13.74	DNF	14.25				
---	--	--	------	-----	------------	---	-----	-------	-----	-------	--	--	--	--

Did Not Start - Run 3 (1)

6			2007	U12	FRANCIS Jude		VIK	DNS	DNS	DNS				
---	--	--	------	-----	--------------	---	-----	-----	-----	-----	--	--	--	--

Disqualified - Run 3 (1)

29			2007	U12	CHILDS Scott		WGC	18.10	17.59	DSQ				
----	--	--	------	-----	--------------	---	-----	-------	-------	-----	--	--	--	--



EASTERN REGION SNOWSPORTS ASSOCIATION 2018

Tallington "Team Evolution" Summer League

Special Slalom - Boys & Girls (U12's)

Penalty calculation - Women

Rank	Bib.	RegNo	Name	Year	====	Points	Best 5	Race points
Best 10 at finish								
1	11	23945	SAUNDERS Katie	2007		41.76	41.76	0.00
2	12	22859	PUTMAN Daisy	2007		37.63	37.63	10.21
3	10	23666	HOWESON Lucy	2008		86.81	86.81	60.95
4	3		HIGGS Eira-Mia	2007		105.47	-	-
5	14	24038	BUSHELL Grace	2007		35.17	35.17	99.32
6	9	23258	BUNTON Aimee	2008		109.00	-	-
7	2		AMOS Lilly-Ella	2008		90.03	90.03	103.96
8	1		WELSH Madeleine	2009		107.34	-	-
9	24		FLITTON Lily	2011		261.80	-	-
10	15		KINGE Lucy	2007		166.69	-	-

Best 5 at start

5	14	24038	BUSHELL Grace	2007		35.17		
2	12	22859	PUTMAN Daisy	2007		37.63		
1	11	23945	SAUNDERS Katie	2007		41.76		
3	10	23666	HOWESON Lucy	2008		86.81		
7	2		AMOS Lilly-Ella	2008		90.03		

(DNF: Did Not Finish, DSQ: Disqualified)

TOTAL

(B) List points of best 5 at start	291.40		
(A) List points of the best 5 to finish in top 10		291.40	
(C) Race points of corresponding competitors			274.44
Calculated penalty (A + B - C) = 308.36 / 10	30.84		
Correction value (Z)	0.00		
Category adder	0.00		
Applied penalty	30.84		

Technical Delegate



EASTERN REGION SNOWSPORTS ASSOCIATION 2018

Tallington "Team Evolution" Summer League

Special Slalom - Boys & Girls (U12's)

Penalty calculation - Men

Rank	Bib.	RegNo	Name	Year	====	Points	Best 5	Race points
Best 10 at finish								
1	5	23557	MITCHELL Kieran	2007		35.81	35.81	0.00
2	13		BLACKWELL Jasper	2009		122.76	122.76	108.52
3	20		WEBB Joshua	2007		204.76	-	-
4	21		COOPER Charlie	2007		218.30	-	-
5	4		AMOS Brody	2010		134.29	134.29	168.18
6	18		GIBBS Evan	2008		181.08	-	-
7	7		HARTNELL Sonny	2009		145.50	145.50	192.61
8	23		FORDE - POGSON Hayden	2007		239.94	-	-
9	16		KINGE Jacob	2010		175.50	175.50	210.70
10	28		WEST Haydn	2008		299.34	-	-

Best 5 at start

1	5	23557	MITCHELL Kieran	2007		35.81		
2	13		BLACKWELL Jasper	2009		122.76		
5	4		AMOS Brody	2010		134.29		
7	7		HARTNELL Sonny	2009		145.50		
9	16		KINGE Jacob	2010		175.50		

(DNF: Did Not Finish, DSQ: Disqualified)

TOTAL

(B) List points of best 5 at start	613.86		
(A) List points of the best 5 to finish in top 10		613.86	
(C) Race points of corresponding competitors			680.01
Calculated penalty (A + B - C) = 547.71 / 10	54.77		
Correction value (Z)	0.00		
Category adder	0.00		
Applied penalty	54.77		

Technical Delegate



EASTERN REGION SNOWSPORTS ASSOCIATION 2018

Tallington "Team Evolution" Summer League

Special Slalom - Female and Male

ERSA Summer League - Final Ranking

Rank	Bib.	RegNo	Year	Cat	(Rank) Name	====	Club	Run-1	Run-2	Run-3	Time	Gap
=== ERS Under 14 Girls ===												
1	56	22938	2006	U14	(1) HOWESON Olivia		HEM	12.18	* 11.79	* 11.75	23.54	
2	68	22858	2006	U14	(2) PUTMAN Abigail		TSN	DSQ	* 12.47	* 12.71	25.18	1.64
3	58	22930	2006	U14	(3) BLACKWELL Lucy		TAL	* 12.77	13.38	* 13.36	26.13	2.59
4	51	22937	2005	U14	(4) ALEY Lauren		HEM	14.03	* 13.71	* 13.91	27.62	4.08
5	76	24893	2006	U14	(5) VENABLES Phoebe		VIK	15.69	* 15.14	* 15.28	30.42	6.88
6	79		2005	U14	(6) MOUNTAIN Lizzie		HEM	17.19	* 16.06	* 15.66	31.72	8.18
7	72		2005	U14	(7) CONNOLD Rosie		WGC	* 15.87	16.83	* 17.28	33.15	9.61

Did Not Start - Run-1 (1)

81		2005	U14		SAUNDERS Mackenzi		VIK	DNS	DNS	DNS		
----	--	------	-----	--	-------------------	--	-----	-----	-----	-----	--	--

Disqualified - Run-1 (2)

66		2006	U14		FLITTON Zoe		HEM	DSQ	DSQ	DSQ		
68	22858	2006	U14		PUTMAN Abigail		TSN	DSQ	* 12.47	* 12.71		

Did Not Start - Run-2 (1)

81		2005	U14		SAUNDERS Mackenzi		VIK	DNS	DNS	DNS		
----	--	------	-----	--	-------------------	--	-----	-----	-----	-----	--	--

Disqualified - Run-2 (1)

66		2006	U14		FLITTON Zoe		HEM	DSQ	DSQ	DSQ		
----	--	------	-----	--	-------------	--	-----	-----	-----	-----	--	--

Did Not Start - Run-3 (1)

81		2005	U14		SAUNDERS Mackenzi		VIK	DNS	DNS	DNS		
----	--	------	-----	--	-------------------	--	-----	-----	-----	-----	--	--

Did Not Finish - Run-3 (1)

71		2006	U14		TOMKINSON Isabella		TSN	11.92	* 11.68	DNF		
----	--	------	-----	--	--------------------	--	-----	-------	---------	-----	--	--

Disqualified - Run-3 (1)

66		2006	U14		FLITTON Zoe		HEM	DSQ	DSQ	DSQ		
----	--	------	-----	--	-------------	--	-----	-----	-----	-----	--	--

=== ERS Under 14 Boys ===

1	3	21604	2005	U14	(1) OGDEN Alex		NOR	* 11.70	11.82	* 11.79	23.49	
2	18	22059	2006	U14	(2) DADE Jake		NOR	12.48	* 12.16	* 12.59	24.75	1.26
3	21		2005	U14	(3) MONTGOMERY Freddie		NOR	* 12.75	12.99	* 13.17	25.92	2.43
4	43		2005	U14	(4) HILYER-ZIEGLER Herbie		NOR	21.93	* 13.65	* 14.06	27.71	4.22
5	33		2006	U14	(5) PENNECK Alexander		ESX	DSQ	* 14.65	* 13.58	28.23	4.74
6	35		2005	U14	(6) PAGE-BROWNE Adam		WGC	* 15.14	15.22	* 14.55	29.69	6.20

EASTERN REGION SNOWSPORTS ASSOCIATION 2018

Tallington "Team Evolution" Summer League

Special Slalom - Female and Male

ERSA Summer League - Final Ranking

Rank	Bib.	RegNo	Year	Cat	(Rank) Name	====	Club	Run-1	Run-2	Run-3	Time	Gap
------	------	-------	------	-----	-------------	------	------	-------	-------	-------	------	-----

Did Not Start - Run-1 (2)

	22	23818	2005	U14	TEMPLE Frederick		NOR	DNS	DNS	DNS		
	31	24133	2006	U14	PHILLIPS Daniel		HEM	DNS	DNS	DNS		

Disqualified - Run-1 (1)

	33		2006	U14	PENNECK Alexander		ESX	DSQ	* 14.65	* 13.58		
--	----	--	------	-----	-------------------	---	-----	-----	---------	---------	--	--


Did Not Start - Run-2 (2)

	22	23818	2005	U14	TEMPLE Frederick		NOR	DNS	DNS	DNS		
	31	24133	2006	U14	PHILLIPS Daniel		HEM	DNS	DNS	DNS		


Did Not Start - Run-3 (2)

	22	23818	2005	U14	TEMPLE Frederick		NOR	DNS	DNS	DNS		
	31	24133	2006	U14	PHILLIPS Daniel		HEM	DNS	DNS	DNS		

Disqualified - Run-3 (1)

	7	21649	2005	U14	BUNTON Ryan		HEM	10.95	* 10.88	DSQ		
--	---	-------	------	-----	-------------	---	-----	-------	---------	-----	--	--

=== ERSA Under 16 Girls ===

1	59	23246	2003	U16	(1) WARNE Charlotte		HEM	12.31	* 12.15	* 12.21	24.36	
2	63		2003	U16	(2) FRANCIS Mia		VIK	12.64	* 12.49	* 12.71	25.20	0.84
3	57	24891	2004	U16	(3) VENABLES Felicity		VIK	13.63	* 13.61	* 13.21	26.82	2.46
4	75		2003	U16	(4) PRICE-JAMES Ina		WGC	* 14.60	26.97	* 14.50	29.10	4.74
5	80		2003	U16	(5) CUTHBERT Tia		VIK	16.29	* 16.11	* 16.14	32.25	7.89
6	62	23492	2004	U16	(6) HERRIES Olivia		HEM	DSQ	* 13.31	* 25.86	39.17	14.81

Did Not Start - Run-1 (2)

	67	24072	2004	U16	WOOD Caitlin		VIK	DNS	DNS	DNS		
	69		2004	U16	PERRIS Harriet		HEM	DNS	DNS	DNS		

Disqualified - Run-1 (3)

	62	23492	2004	U16	HERRIES Olivia		HEM	DSQ	* 13.31	* 25.86		
	64	20998	2003	U16	BARDER Katie		HEM	DSQ	DSQ	DNF		
	65	24207	2004	U16	GLADIN Amber		VIK	DSQ	DSQ	* 11.55		

Did Not Start - Run-2 (2)

	67	24072	2004	U16	WOOD Caitlin		VIK	DNS	DNS	DNS		
	69		2004	U16	PERRIS Harriet		HEM	DNS	DNS	DNS		

Disqualified - Run-2 (2)

	64	20998	2003	U16	BARDER Katie		HEM	DSQ	DSQ	DNF		
	65	24207	2004	U16	GLADIN Amber		VIK	DSQ	DSQ	* 11.55		

Did Not Start - Run-3 (2)

	67	24072	2004	U16	WOOD Caitlin		VIK	DNS	DNS	DNS		
	69		2004	U16	PERRIS Harriet		HEM	DNS	DNS	DNS		

Did Not Finish - Run-3 (1)

	64	20998	2003	U16	BARDER Katie		HEM	DSQ	DSQ	DNF		
--	----	-------	------	-----	--------------	---	-----	-----	-----	-----	--	--

EASTERN REGION SNOWSPORTS ASSOCIATION 2018





Tallington "Team Evolution" Summer League

Special Slalom - Female and Male






ERSA Summer League - Final Ranking

Rank	Bib.	RegNo	Year	Cat	(Rank) Name	====	Club	Run-1	Run-2	Run-3	Time	Gap
------	------	-------	------	-----	-------------	------	------	-------	-------	-------	------	-----

=== ERSA Under 16 Boys ===

1	5	24443	2004	U16	(1) MARSH Joel		NOR	DSQ	* 11.55	* 11.36	22.91	
2	14	23349	2003	U16	(2) BUSHELL George		NOR	12.41	* 12.40	* 12.17	24.57	1.66
3	4		2003	U16	(3) ALGER James		NOR	20.31	* 12.59	* 12.43	25.02	2.11
4	39		2004	U16	(4) ALI Dylan		VIK	13.77	* 13.76	* 13.52	27.28	4.37

Disqualified - Run-1 (5)

5	24443	2004	U16		MARSH Joel		NOR	DSQ	* 11.55	* 11.36		
13	21194	2003	U16		NEWTON Charlie		HEM	DSQ	* 11.92	DSQ		
16		2003	U16		TURNER Alfie		HEM	DSQ	DSQ	DNF		
24		2003	U16		MCANALLY Ewan		TAL	DSQ	DSQ	DNS		
25		2004	U16		FISHER Edward		ESX	DSQ	DSQ	* 12.47		

Did Not Finish - Run-2 (1)

29		2004	U16		DAVIES Ben		NOR	* 22.46	DNF	DSQ		
----	--	------	-----	--	------------	---	-----	---------	-----	-----	--	--

Disqualified - Run-2 (3)

16		2003	U16		TURNER Alfie		HEM	DSQ	DSQ	DNF		
24		2003	U16		MCANALLY Ewan		TAL	DSQ	DSQ	DNS		
25		2004	U16		FISHER Edward		ESX	DSQ	DSQ	* 12.47		

Did Not Start - Run-3 (1)

24		2003	U16		MCANALLY Ewan		TAL	DSQ	DSQ	DNS		
----	--	------	-----	--	---------------	---	-----	-----	-----	-----	--	--

Did Not Finish - Run-3 (1)

16		2003	U16		TURNER Alfie		HEM	DSQ	DSQ	DNF		
----	--	------	-----	--	--------------	---	-----	-----	-----	-----	--	--

Disqualified - Run-3 (2)

13	21194	2003	U16		NEWTON Charlie		HEM	DSQ	* 11.92	DSQ		
29		2004	U16		DAVIES Ben		NOR	* 22.46	DNF	DSQ		

=== ERSA Under 18 Ladies ===

1	61	20337	2001	U18	(1) SKIPPER Megan		NOR	11.50	* 11.39	* 11.35	22.74	
2	60	21897	2002	U18	(2) MARTIN Lily		ESX	DNF	* 11.63	* 11.47	23.10	0.36
3	54		2002	U18	(3) HAWES Isobel		NOR	DSQ	* 14.05	* 14.53	28.58	5.84
4	77		2002	U18	(4) POUNDALL Anya		NOR	* 15.30	15.36	* 15.12	30.42	7.68
5	82		2001	U18	(5) ELPHICK Isabel		ESX	* 17.53	17.69	* 17.49	35.02	12.28

Did Not Finish - Run-1 (1)

60	21897	2002	U18		MARTIN Lily		ESX	DNF	* 11.63	* 11.47		
----	-------	------	-----	--	-------------	---	-----	-----	---------	---------	--	--

Disqualified - Run-1 (2)

54		2002	U18		HAWES Isobel		NOR	DSQ	* 14.05	* 14.53		
73		2001	U18		TURNER Madeline		HEM	DSQ	* 16.39	DSQ		

Disqualified - Run-3 (1)

73		2001	U18		TURNER Madeline		HEM	DSQ	* 16.39	DSQ		
----	--	------	-----	--	-----------------	---	-----	-----	---------	-----	--	--

EASTERN REGION SNOWSPORTS ASSOCIATION 2018





Tallington "Team Evolution" Summer League

Special Slalom - Female and Male

ERSA Summer League - Final Ranking

Rank	Bib.	RegNo	Year	Cat	(Rank) Name	====	Club	Run-1	Run-2	Run-3	Time	Gap
------	------	-------	------	-----	-------------	------	------	-------	-------	-------	------	-----

=== ERSA Under 18 Men ===

1	9	19855	2002	U18	(1) BINGHAM Nicholas		ESX	DSQ	* 11.33	* 10.90	22.23	
2	8		2001	U18	(2) REYNOLDS Joshua		NOR	* 11.96	DSQ	* 12.25	24.21	1.98
3	36		2002	U18	(3) MERAJ Luan		NOR	DSQ	* 16.23	* 16.18	32.41	10.18
4	40		2002	U18	(4) HEYMOZ Daniel		WGC	DNF	* 13.54	* 32.37	45.91	23.68

Did Not Finish - Run-1 (1)

	40		2002	U18	HEYMOZ Daniel		WGC	DNF	* 13.54	* 32.37		
--	----	--	------	-----	---------------	---	-----	-----	---------	---------	--	--

Disqualified - Run-1 (2)

	9	19855	2002	U18	BINGHAM Nicholas		ESX	DSQ	* 11.33	* 10.90		
	36		2002	U18	MERAJ Luan		NOR	DSQ	* 16.23	* 16.18		

Disqualified - Run-2 (2)

	8		2001	U18	REYNOLDS Joshua		NOR	* 11.96	DSQ	* 12.25		
	30		2002	U18	FISKE Samuel		NOR	* 20.98	DSQ	DSQ		

Did Not Finish - Run-3 (1)

	6	22164	2001	U18	LONGSTAFF Michael		WGC	* 11.15	11.43	DNF		
--	---	-------	------	-----	-------------------	---	-----	---------	-------	-----	--	--

Disqualified - Run-3 (1)

	30		2002	U18	FISKE Samuel		NOR	* 20.98	DSQ	DSQ		
--	----	--	------	-----	--------------	---	-----	---------	-----	-----	--	--

=== ERSA Under 21 Men ===

1	15	23185	2000	U21	(1) STEWARD Oliver		NOR	11.07	* 10.84	* 10.67	21.51	
2	11		1999	U21	(2) CHILDS Lewis		WGC	* 11.07	DSQ	* 11.42	22.49	0.98

Disqualified - Run-2 (2)

	11		1999	U21	CHILDS Lewis		WGC	* 11.07	DSQ	* 11.42		
	12	22166	1999	U21	HOLMES Thomas		NOR	* 10.91	DSQ	DSQ		

Disqualified - Run-3 (2)

	10	21723	2000	U21	HOWE Charlie		NOR	* 26.11	36.30	DSQ		
	12	22166	1999	U21	HOLMES Thomas		NOR	* 10.91	DSQ	DSQ		

=== ERSA Senior/Masters 1 Ladies ===

1	55		1992	SM1	(1) BOWEN Catriona		NOR	* 13.18	15.54	* 13.41	26.59	
2	74		1991	SM1	(2) POVEY Claudette		BOW	* 13.50	DSQ	* 13.19	26.69	0.10
3	70		1987	SM1	(3) WEIR Suzanne		NOR	15.16	* 14.63	* 14.87	29.50	2.91

Disqualified - Run-2 (1)

	74		1991	SM1	POVEY Claudette		BOW	* 13.50	DSQ	* 13.19		
--	----	--	------	-----	-----------------	---	-----	---------	-----	---------	--	--

=== ERSA Senior/Masters 1 Men ===

1	42	19713	1997	SM1	(1) BOTY Harry		HEM	11.35	* 10.87	* 11.00	21.87	
---	----	-------	------	-----	----------------	---	-----	-------	---------	---------	--------------	--

EASTERN REGION SNOWSPORTS ASSOCIATION 2018

Tallington "Team Evolution" Summer League

Special Slalom - Female and Male

ERSA Summer League - Final Ranking

Rank	Bib.	RegNo	Year	Cat	(Rank) Name	====	Club	Run-1	Run-2	Run-3	Time	Gap
2	23	22138	1987	SM1	(2) BELLAMY Edward		NOR	14.97	* 14.25	* 14.42	28.67	6.80

Did Not Start - Run-1 (1)

1	20293	1996	SM1	CLAYTON Adam		NOR	DNS	DNS	DNS			
---	-------	------	-----	--------------	---	-----	-----	-----	-----	--	--	--

Did Not Start - Run-2 (1)

1	20293	1996	SM1	CLAYTON Adam		NOR	DNS	DNS	DNS			
---	-------	------	-----	--------------	---	-----	-----	-----	-----	--	--	--

Did Not Start - Run-3 (1)

1	20293	1996	SM1	CLAYTON Adam		NOR	DNS	DNS	DNS			
---	-------	------	-----	--------------	---	-----	-----	-----	-----	--	--	--

=== ERSAs Masters 2 Ladies ===

1	53	20742	1971	MA2	(1) SAMPSON Melissa		NOR	* 13.65	DSQ	* 13.59	27.24	
2	52		1970	MA2	(2) ANDERSON Beverley		VIK	13.76	* 13.74	* 13.55	27.29	0.05

Disqualified - Run-2 (1)

53	20742	1971	MA2	SAMPSON Melissa		NOR	* 13.65	DSQ	* 13.59			
----	-------	------	-----	-----------------	---	-----	---------	-----	---------	--	--	--

=== ERSAs Masters 2 Men ===

1	41	13217	1968	MA2	(1) SHARP Anthony		HEM	12.65	* 12.29	* 12.51	24.80	
2	28		1977	MA2	(2) AMOS Martyn		ESX	14.03	* 13.80	* 13.77	27.57	2.77
3	34		1970	MA2	(3) FISHER James		ESX	DSQ	* 14.35	* 14.73	29.08	4.28

Did Not Finish - Run-1 (2)

32		1971	MA2	KINGE Blane		NOR	DNF	* 14.35	DSQ			
37		1975	MA2	FISKE Richard		NOR	DNF	DSQ	* 16.62			

Disqualified - Run-1 (2)

17	24596	1974	MA2	GARDNER Garedd		ESX	DSQ	DSQ	DNS			
34		1970	MA2	FISHER James		ESX	DSQ	* 14.35	* 14.73			

Disqualified - Run-2 (2)

17	24596	1974	MA2	GARDNER Garedd		ESX	DSQ	DSQ	DNS			
37		1975	MA2	FISKE Richard		NOR	DNF	DSQ	* 16.62			

Did Not Start - Run-3 (1)

17	24596	1974	MA2	GARDNER Garedd		ESX	DSQ	DSQ	DNS			
----	-------	------	-----	----------------	---	-----	-----	-----	-----	--	--	--

Disqualified - Run-3 (1)

32		1971	MA2	KINGE Blane		NOR	DNF	* 14.35	DSQ			
----	--	------	-----	-------------	---	-----	-----	---------	-----	--	--	--

=== ERSAs Masters 3 Ladies ===

1	78		1963	MA3	(1) LALLY Nicola		VIK	17.95	* 17.09	* 29.88	46.97	
---	----	--	------	-----	------------------	---	-----	-------	---------	---------	--------------	--

Rank	Bib.	RegNo	Year	Cat	(Rank) Name	====	Club	Run-1	Run-2	Run-3	Time	Gap
------	------	-------	------	-----	-------------	------	------	-------	-------	-------	------	-----

=== ERSA Masters 3 Men ===

1	2	10596	1963	MA3	(1) BUNTON Paul		HEM	12.75	* 12.43	* 12.23	24.66	
2	19		1966	MA3	(2) HOLMES Peter		NOR	12.97	* 12.67	* 12.95	25.62	0.96
3	20	18665	1967	MA3	(3) SYDER Mark		NOR	12.92	* 12.82	* 13.05	25.87	1.21
4	26	10372	1959	MA3	(4) ANDERSON Christopher		VIK	13.73	* 13.70	* 13.40	27.10	2.44

Did Not Start - Run-1 (1)

	27	24015	1960	MA3	CAMPBELL Stephen		HEM	DNS	DNS	DNS		
--	----	-------	------	-----	------------------	---	-----	-----	-----	-----	--	--

Did Not Start - Run-2 (1)

	27	24015	1960	MA3	CAMPBELL Stephen		HEM	DNS	DNS	DNS		
--	----	-------	------	-----	------------------	---	-----	-----	-----	-----	--	--

Did Not Start - Run-3 (1)

	27	24015	1960	MA3	CAMPBELL Stephen		HEM	DNS	DNS	DNS		
--	----	-------	------	-----	------------------	---	-----	-----	-----	-----	--	--

=== ERSA Masters 4 Men ===

1	38		1957	MA4	(1) PENNECK Jeffrey		ESX	* 17.07	17.61	* 16.49	33.56	
---	----	--	------	-----	---------------------	---	-----	---------	-------	---------	--------------	--



EASTERN REGION SNOWSPORTS ASSOCIATION 2018

Tallington "Team Evolution" Summer League

Special Slalom - Female and Male

ERSA Summer League - Final Ranking

Rank	Bib.	RegNo	Year	Cat (Rank)	Name	====	Club	Run-1	Run-2	Run-3	Time	Gap	Points	Perf.
------	------	-------	------	------------	------	------	------	-------	-------	-------	------	-----	--------	-------

==ERSA Girls and Ladies ==

1	61	20337	2001	U18 (1)	SKIPPER Megan		NOR	11.50	* 11.39	* 11.35	22.74		0.00	+ 9.22
2	60	21897	2002	U18 (2)	MARTIN Lily		ESX	DNF	* 11.63	* 11.47	23.10	0.36	11.40	+ 10.29
3	56	22938	2006	U14 (1)	HOWESON Olivia		HEM	12.18	* 11.79	* 11.75	23.54	0.80	25.33	- 32.45
4	59	23246	2003	U16 (1)	WARNE Charlotte		HEM	12.31	* 12.15	* 12.21	24.36	1.62	51.29	+ 41.56
5	68	22858	2006	U14 (2)	PUTMAN Abigail		TSN	DSQ	* 12.47	* 12.71	25.18	2.44	77.26	- 73.33
6	63		2003	U16 (2)	FRANCIS Mia		VIK	12.64	* 12.49	* 12.71	25.20	2.46	77.89	+ 3.59
7	58	22930	2006	U14 (3)	BLACKWELL Lucy		TAL	* 12.77	13.38	* 13.36	26.13	3.39	107.34	+ 1.49
8	55		1992	SM1 (1)	BOWEN Catriona		NOR	* 13.18	15.54	* 13.41	26.59	3.85	121.90	+ 33.67
9	74		1991	SM1 (2)	POVEY Claudette		BOW	* 13.50	DSQ	* 13.19	26.69	3.95	125.07	- 79.76
10	57	24891	2004	U16 (3)	VENABLES Felicity		VIK	13.63	* 13.61	* 13.21	26.82	4.08	129.18	+ 52.01
11	53	20742	1971	MA2 (1)	SAMPSON Melissa		NOR	* 13.65	DSQ	* 13.59	27.24	4.50	142.48	+ 42.73
12	52		1970	MA2 (2)	ANDERSON Beverley		VIK	13.76	* 13.74	* 13.55	27.29	4.55	144.06	+ 88.18
13	51	22937	2005	U14 (4)	ALEY Lauren		HEM	14.03	* 13.71	* 13.91	27.62	4.88	154.51	+ 43.40
14	54		2002	U18 (3)	HAWES Isobel		NOR	DSQ	* 14.05	* 14.53	28.58	5.84	184.91	+ 98.40
15	75		2003	U16 (4)	PRICE-JAMES Ina		WGC	* 14.60	26.97	* 14.50	29.10	6.36	201.37	- 22.57
16	70		1987	SM1 (3)	WEIR Suzanne		NOR	15.16	* 14.63	* 14.87	29.50	6.76	214.04	+ 47.40
17	77		2002	U18 (4)	POUNDALL Anya		NOR	* 15.30	15.36	* 15.12	30.42	7.68	243.17	+ 9.84
17	76	24893	2006	U14 (5)	VENABLES Phoebe		VIK	15.69	* 15.14	* 15.28	30.42	7.68	243.17	+ 11.15
19	79		2005	U14 (6)	MOUNTAIN Lizzie		HEM	17.19	* 16.06	* 15.66	31.72	8.98	284.33	+ 17.09
20	80		2003	U16 (5)	CUTHBERT Tia		VIK	16.29	* 16.11	* 16.14	32.25	9.51	301.11	+ 16.64
21	72		2005	U14 (7)	CONNOLD Rosie		WGC	* 15.87	16.83	* 17.28	33.15	10.41	329.60	+ 151.30
22	82		2001	U18 (5)	ELPHICK Isabel		ESX	* 17.53	17.69	* 17.49	35.02	12.28	388.81	+ 100.52
23	62	23492	2004	U16 (6)	HERRIES Olivia		HEM	DSQ	* 13.31	* 25.86	39.17	16.43	520.21	+ 531.99
24	78		1963	MA3 (1)	LALLY Nicola		VIK	17.95	* 17.09	* 29.88	46.97	24.23	767.18	+ 520.00

Did Not Start - Run-1 (3)

67	24072	2004	U16	WOOD Caitlin		VIK	DNF	DNF	DNF					
69		2004	U16	PERRIS Harriet		HEM	DNF	DNF	DNF					
81		2005	U14	SAUNDERS Mackenzi		VIK	DNF	DNF	DNF					

Did Not Finish - Run-1 (1)

60	21897	2002	U18	MARTIN Lily		ESX	DNF	* 11.63	* 11.47					
----	-------	------	-----	-------------	--	-----	-----	---------	---------	--	--	--	--	--

Disqualified - Run-1 (7)

54		2002	U18	HAWES Isobel		NOR	DSQ	* 14.05	* 14.53					
62	23492	2004	U16	HERRIES Olivia		HEM	DSQ	* 13.31	* 25.86					
64	20998	2003	U16	BARDER Katie		HEM	DSQ	DSQ	DNF					
65	24207	2004	U16	GLADIN Amber		VIK	DSQ	DSQ	* 11.55					
66		2006	U14	FLITTON Zoe		HEM	DSQ	DSQ	DSQ					
68	22858	2006	U14	PUTMAN Abigail		TSN	DSQ	* 12.47	* 12.71					
73		2001	U18	TURNER Madeline		HEM	DSQ	* 16.39	DSQ					

Did Not Start - Run-2 (3)

67	24072	2004	U16	WOOD Caitlin		VIK	DNF	DNF	DNF					
----	-------	------	-----	--------------	--	-----	-----	-----	-----	--	--	--	--	--

EASTERN REGION SNOWSPORTS ASSOCIATION 2018

Tallington "Team Evolution" Summer League

Special Slalom - Female and Male

ERSA Summer League - Final Ranking

Rank	Bib.	RegNo	Year	Cat (Rank)	Name	====	Club	Run-1	Run-2	Run-3	Time	Gap	Points	Perf.
	69		2004	U16	PERRIS Harriet		HEM	DNS	DNS	DNS				
	81		2005	U14	SAUNDERS Mackenzi		VIK	DNS	DNS	DNS				

Disqualified - Run-2 (5)

	53	20742	1971	MA2	SAMPSON Melissa		NOR	* 13.65	DSQ	* 13.59				
	64	20998	2003	U16	BARDER Katie		HEM	DSQ	DSQ	DNF				
	65	24207	2004	U16	GLADIN Amber		VIK	DSQ	DSQ	* 11.55				
	66		2006	U14	FLITTON Zoe		HEM	DSQ	DSQ	DSQ				
	74		1991	SM1	POVEY Claudette		BOW	* 13.50	DSQ	* 13.19				

Did Not Start - Run-3 (3)

	67	24072	2004	U16	WOOD Caitlin		VIK	DNS	DNS	DNS				
	69		2004	U16	PERRIS Harriet		HEM	DNS	DNS	DNS				
	81		2005	U14	SAUNDERS Mackenzi		VIK	DNS	DNS	DNS				

Did Not Finish - Run-3 (2)

	64	20998	2003	U16	BARDER Katie		HEM	DSQ	DSQ	DNF				
	71		2006	U14	TOMKINSON Isabella		TSN	11.92	* 11.68	DNF				

Disqualified - Run-3 (2)

	66		2006	U14	FLITTON Zoe		HEM	DSQ	DSQ	DSQ				
	73		2001	U18	TURNER Madeline		HEM	DSQ	* 16.39	DSQ				

==ERSA Boys and Men ==

1	15	23185	2000	U21 (1)	STEWART Oliver		NOR	11.07	* 10.84	* 10.67	21.51		0.00	- 21.36
2	42	19713	1997	SM1 (1)	BOTY Harry		HEM	11.35	* 10.87	* 11.00	21.87	0.36	12.05	- 4.56
3	9	19855	2002	U18 (1)	BINGHAM Nicholas		ESX	DSQ	* 11.33	* 10.90	22.23	0.72	24.10	+ 13.68
4	11		1999	U21 (2)	CHILDS Lewis		WGC	* 11.07	DSQ	* 11.42	22.49	0.98	32.80	+ 6.30
5	5	24443	2004	U16 (1)	MARSH Joel		NOR	DSQ	* 11.55	* 11.36	22.91	1.40	46.86	- 18.01
6	3	21604	2005	U14 (1)	OGDEN Alex		NOR	* 11.70	11.82	* 11.79	23.49	1.98	66.28	+ 8.41
7	8		2001	U18 (2)	REYNOLDS Joshua		NOR	* 11.96	DSQ	* 12.25	24.21	2.70	90.38	+ 43.86
8	14	23349	2003	U16 (2)	BUSHELL George		NOR	12.41	* 12.40	* 12.17	24.57	3.06	102.43	+ 53.58
9	2	10596	1963	MA3 (1)	BUNTON Paul		HEM	12.75	* 12.43	* 12.23	24.66	3.15	105.44	+ 30.40
10	18	22059	2006	U14 (2)	DADE Jake		NOR	12.48	* 12.16	* 12.59	24.75	3.24	108.45	+ 1.28
11	41	13217	1968	MA2 (1)	SHARP Anthony		HEM	12.65	* 12.29	* 12.51	24.80	3.29	110.13	+ 48.64
12	4		2003	U16 (3)	ALGER James		NOR	20.31	* 12.59	* 12.43	25.02	3.51	117.49	+ 47.15
13	19		1966	MA3 (2)	HOLMES Peter		NOR	12.97	* 12.67	* 12.95	25.62	4.11	137.57	+ 24.37
14	20	18665	1967	MA3 (3)	SYDER Mark		NOR	12.92	* 12.82	* 13.05	25.87	4.36	145.94	+ 26.36
15	21		2005	U14 (3)	MONTGOMERY Freddie		NOR	* 12.75	12.99	* 13.17	25.92	4.41	147.62	+ 26.35
16	26	10372	1959	MA3 (4)	ANDERSON Christopher		VIK	13.73	* 13.70	* 13.40	27.10	5.59	187.11	+ 43.88
17	39		2004	U16 (4)	ALI Dylan		VIK	13.77	* 13.76	* 13.52	27.28	5.77	193.14	+ 34.24
18	28		1977	MA2 (2)	AMOS Martyn		ESX	14.03	* 13.80	* 13.77	27.57	6.06	202.85	+ 44.43
19	43		2005	U14 (4)	HILYER-ZIEGLER Herbie		NOR	21.93	* 13.65	* 14.06	27.71	6.20	207.53	+ 22.98
20	33		2006	U14 (5)	PENNECK Alexander		ESX	DSQ	* 14.65	* 13.58	28.23	6.72	224.94	+ 22.87
21	23	22138	1987	SM1 (2)	BELLAMY Edward		NOR	14.97	* 14.25	* 14.42	28.67	7.16	239.67	+ 105.92
22	34		1970	MA2 (3)	FISHER James		ESX	DSQ	* 14.35	* 14.73	29.08	7.57	253.39	+ 48.98
23	35		2005	U14 (6)	PAGE-BROWNE Adam		WGC	* 15.14	15.22	* 14.55	29.69	8.18	273.81	- 19.93
24	36		2002	U18 (3)	MERAJ Luan		NOR	DSQ	* 16.23	* 16.18	32.41	10.90	364.85	+ 57.89
25	38		1957	MA4 (1)	PENNECK Jeffrey		ESX	* 17.07	17.61	* 16.49	33.56	12.05	403.35	+ 42.80
26	40		2002	U18 (4)	HEYMOZ Daniel		WGC	DNF	* 13.54	* 32.37	45.91	24.40	816.74	+ 647.80

Did Not Start - Run-1 (4)




	1	20293	1996	SM1	CLAYTON Adam		NOR	DNS	DNS	DNS				
--	---	-------	------	-----	--------------	---	-----	-----	-----	-----	--	--	--	--

EASTERN REGION SNOWSPORTS ASSOCIATION 2018

Tallington "Team Evolution" Summer League

Special Slalom - Female and Male

ERSA Summer League - Final Ranking

Rank	Bib.	RegNo	Year	Cat (Rank)	Name	====	Club	Run-1	Run-2	Run-3	Time	Gap	Points	Perf.
22	23818	2005	U14	TEMPLE Frederick		NOR	DNS	DNS	DNS					
27	24015	1960	MA3	CAMPBELL Stephen		HEM	DNS	DNS	DNS					
31	24133	2006	U14	PHILLIPS Daniel		HEM	DNS	DNS	DNS					

Did Not Finish - Run-1 (3)

32	1971	MA2	KINGE Blane		NOR	DNF	* 14.35	DSQ						
37	1975	MA2	FISKE Richard		NOR	DNF	DSQ	* 16.62						
40	2002	U18	HEYMOZ Daniel		WGC	DNF	* 13.54	* 32.37						

Disqualified - Run-1 (10)

5	24443	2004	U16	MARSH Joel		NOR	DSQ	* 11.55	* 11.36					
9	19855	2002	U18	BINGHAM Nicholas		ESX	DSQ	* 11.33	* 10.90					
13	21194	2003	U16	NEWTON Charlie		HEM	DSQ	* 11.92	DSQ					
16	2003	U16	TURNER Alfie		HEM	DSQ	DSQ	DNF						
17	24596	1974	MA2	GARDNER Garedd		ESX	DSQ	DSQ	DSQ					
24	2003	U16	MCANALLY Ewan		TAL	DSQ	DSQ	DSQ						
25	2004	U16	FISHER Edward		ESX	DSQ	DSQ	* 12.47						
33	2006	U14	PENNECK Alexander		ESX	DSQ	* 14.65	* 13.58						
34	1970	MA2	FISHER James		ESX	DSQ	* 14.35	* 14.73						
36	2002	U18	MERAJ Luan		NOR	DSQ	* 16.23	* 16.18						

Did Not Start - Run-2 (4)

1	20293	1996	SM1	CLAYTON Adam		NOR	DNS	DNS	DNS					
22	23818	2005	U14	TEMPLE Frederick		NOR	DNS	DNS	DNS					
27	24015	1960	MA3	CAMPBELL Stephen		HEM	DNS	DNS	DNS					
31	24133	2006	U14	PHILLIPS Daniel		HEM	DNS	DNS	DNS					

Did Not Finish - Run-2 (1)

29	2004	U16	DAVIES Ben		NOR	* 22.46	DNF	DSQ						
----	------	-----	------------	---	-----	---------	-----	-----	--	--	--	--	--	--

Disqualified - Run-2 (9)

8	2001	U18	REYNOLDS Joshua		NOR	* 11.96	DSQ	* 12.25						
11	1999	U21	CHILDS Lewis		WGC	* 11.07	DSQ	* 11.42						
12	22166	1999	HOLMES Thomas		NOR	* 10.91	DSQ	DSQ						
16	2003	U16	TURNER Alfie		HEM	DSQ	DSQ	DNF						
17	24596	1974	GARDNER Garedd		ESX	DSQ	DSQ	DSQ						
24	2003	U16	MCANALLY Ewan		TAL	DSQ	DSQ	DSQ						
25	2004	U16	FISHER Edward		ESX	DSQ	DSQ	* 12.47						
30	2002	U18	FISKE Samuel		NOR	* 20.98	DSQ	DSQ						
37	1975	MA2	FISKE Richard		NOR	DNF	DSQ	* 16.62						

Did Not Start - Run-3 (6)

1	20293	1996	SM1	CLAYTON Adam		NOR	DNS	DNS	DNS					
17	24596	1974	MA2	GARDNER Garedd		ESX	DSQ	DSQ	DSQ					
22	23818	2005	U14	TEMPLE Frederick		NOR	DNS	DNS	DNS					
24	2003	U16	MCANALLY Ewan		TAL	DSQ	DSQ	DSQ						
27	24015	1960	MA3	CAMPBELL Stephen		HEM	DNS	DNS	DNS					
31	24133	2006	U14	PHILLIPS Daniel		HEM	DNS	DNS	DNS					

Did Not Finish - Run-3 (2)

6	22164	2001	U18	LONGSTAFF Michael		WGC	* 11.15	11.43	DNF					
16	2003	U16	TURNER Alfie		HEM	DSQ	DSQ	DNF						

EASTERN REGION SNOWSPORTS ASSOCIATION 2018








Tallington "Team Evolution" Summer League

Special Slalom - Female and Male

ERSA Summer League - Final Ranking

Rank	Bib.	RegNo	Year	Cat (Rank)	Name	====	Club	Run-1	Run-2	Run-3	Time	Gap	Points	Perf.
------	------	-------	------	------------	------	------	------	-------	-------	-------	------	-----	--------	-------

Disqualified - Run-3 (7)

7	21649	2005	U14	BUNTON Ryan		HEM	10.95	* 10.88	DSQ					
10	21723	2000	U21	HOWE Charlie		NOR	* 26.11	36.30	DSQ					
12	22166	1999	U21	HOLMES Thomas		NOR	* 10.91	DSQ	DSQ					
13	21194	2003	U16	NEWTON Charlie		HEM	DSQ	* 11.92	DSQ					
29		2004	U16	DAVIES Ben		NOR	* 22.46	DNF	DSQ					
30		2002	U18	FISKE Samuel		NOR	* 20.98	DSQ	DSQ					
32		1971	MA2	KINGE Blane		NOR	DNF	* 14.35	DSQ					



EASTERN REGION SNOWSPORTS ASSOCIATION 2018

Tallington "Team Evolution" Summer League

Special Slalom - Female and Male

Penalty calculation - Women

Rank	Bib.	RegNo	Name	Year	====	Points	Best 5	Race points
------	------	-------	------	------	------	--------	--------	-------------

Best 10 at finish

1	61	20337	SKIPPER Megan	2001		2.56	2.56	0.00
2	60	21897	MARTIN Lily	2002		12.89	12.89	11.40
3	56	22938	HOWESON Olivia	2006		69.56	69.56	25.33
4	59	23246	WARNE Charlotte	2003		21.51	21.51	51.29
5	68	22858	PUTMAN Abigail	2006		162.37	-	-
6	63		FRANCIS Mia	2003		86.08	86.08	77.89
7	58	22930	BLACKWELL Lucy	2006		117.63	-	-
8	55		BOWEN Catriona	1992		100.01	-	-
9	74		POVEY Claudette	1991		216.61	-	-
10	57	24891	VENABLES Felicity	2004		88.95	-	-

Best 5 at start

23	62	23492	HERRIES Olivia	2004		0.00		
1	61	20337	SKIPPER Megan	2001		2.56		
2	60	21897	MARTIN Lily	2002		12.89		
4	59	23246	WARNE Charlotte	2003		21.51		
DNF	64	20998	BARDER Katie	2003		54.16		

(DNF: Did Not Finish, DSQ: Disqualified)

TOTAL

(B) List points of best 5 at start	91.12		
(A) List points of the best 5 to finish in top 10		192.60	
(C) Race points of corresponding competitors			165.91
Calculated penalty (A + B - C) = 117.81 / 10	11.78		
Correction value (Z)	0.00		
Category adder	0.00		
Applied penalty	11.78		

Technical Delegate



EASTERN REGION SNOWSPORTS ASSOCIATION 2018

Tallington "Team Evolution" Summer League

Special Slalom - Female and Male

Penalty calculation - Men

Rank	Bib.	RegNo	Name	Year	====	Points	Best 5	Race points
Best 10 at finish								
1	15	23185	STEWARD Oliver	2000		42.06	42.06	0.00
2	42	19713	BOTY Harry	1997		37.31	37.31	12.05
3	9	19855	BINGHAM Nicholas	2002		31.12	31.12	24.10
4	11		CHILDS Lewis	1999		47.20	47.20	32.80
5	5	24443	MARSH Joel	2004		85.57	-	-
6	3	21604	OGDEN Alex	2005		78.57	-	-
7	8		REYNOLDS Joshua	2001		67.22	67.22	90.38
8	14	23349	BUSHELL George	2003		69.55	-	-
9	2	10596	BUNTON Paul	1963		95.74	-	-
10	18	22059	DADE Jake	2006		127.87	-	-

Best 5 at start

DSQ	12	22166	HOLMES Thomas	1999		10.28		
DSQ	10	21723	HOWE Charlie	2000		20.68		
3	9	19855	BINGHAM Nicholas	2002		31.12		
2	42	19713	BOTY Harry	1997		37.31		
1	15	23185	STEWARD Oliver	2000		42.06		

(DNF: Did Not Finish, DSQ: Disqualified)

TOTAL

(B) List points of best 5 at start	141.45		
(A) List points of the best 5 to finish in top 10		224.91	
(C) Race points of corresponding competitors			159.33
Calculated penalty (A + B - C) = 207.03 / 10	20.70		
Correction value (Z)	0.00		
Category adder	0.00		
Applied penalty	20.70		

Technical Delegate