

ERSA Schools Championship Event 2018

Supported by Snowsport England






























Special Slalom

=== JUNIORS ===

ERSA Schools - Age Group Results

Rank	Bib.	Cat	Name	====	School	Team	Run 1	Run 2	Time	Gap
------	------	-----	------	------	--------	------	-------	-------	------	-----


=== ERSa Schools U10 / Girls ===

1	72	U10	WELSH Madeleine		Ipswich High Sch.	B	17.73	* 16.76	16.76	
2	27	U10	PIETRZAK Amelia		New Hall Sch.	A	* 17.22	17.26	17.22	0.46
3	60	U10	WATSON Atonia		Norwich Sch.	A	20.32	* 19.30	19.30	2.54
4	29	U10	HADDEN Amelia		St Michael's Sch.	C	* 19.47	20.15	19.47	2.71
5	28	U10	SMITH Ariane		New Hall Sch.	A	21.62	* 21.03	21.03	4.27
6	80	U10	HOYLAND-LINCH Lily		Ipswich Preparatory Sch.	F	21.99	* 21.43	21.43	4.67
7	26	U10	BROWN Lulu		New Hall Sch.	A	23.74	* 23.19	23.19	6.43
7	18	U10	SCOTT Maisie		Ipswich Preparatory Sch.	C	DSQ	* 23.19	23.19	6.43
9	144	U10	BROWN Isabelle		Yaxham Primary	B	* 23.28	24.00	23.28	6.52
10	22	U10	BOATWRIGHT Sophie		Littlegarth	A	* 24.41	24.56	24.41	7.65
11	19	U10	HUNTER Florence		Ipswich Preparatory Sch.	C	* 24.67	24.83	24.67	7.91
12	85	U10	O'Donnell Emilia		Norwich High Sch. for Girls	A	26.38	* 25.58	25.58	8.82
13	121	U10	GREEN Alice		Greshams Prep	A	26.16	* 25.79	25.79	9.03
14	86	U10	CIRCUS Faye		St Michael's Sch.	A	1:34.02	* 25.80	25.80	9.04
15	31	U10	KINDLEY Sophie		St Michael's Sch.	C	28.17	* 25.95	25.95	9.19
16	24	U10	BEVERLEY Lucie		Littlegarth	A	DSQ	* 26.24	26.24	9.48
17	70	U10	DEKKER Olivia		Abbot's Hill	E	56.34	* 26.39	26.39	9.63
18	77	U10	WELDON Lily		Ipswich Preparatory Sch.	E	27.60	* 26.49	26.49	9.73
19	53	U10	GRIMES Roberta		Holmwood House	A	* 26.75	26.84	26.75	9.99
20	32	U10	DE MENDONCA Ana		St Michael's Sch.	C	27.66	* 26.81	26.81	10.05
21	25	U10	KEEBIE Francesca		Littlegarth	A	DSQ	* 27.18	27.18	10.42
22	23	U10	KEARNEY Betty		Littlegarth	A	* 27.74	28.18	27.74	10.98
23	56	U10	KELLY Autumn		Holmwood House	B	* 28.96	DNS	28.96	12.20
24	4	U10	GLADIN Violet		St Andrew's Great Yeldham		30.43	* 30.22	30.22	13.46
25	87	U10	THOMAS Elouise		St Michael's Sch.	A	32.28	* 30.76	30.76	14.00
26	30	U10	MORRIS Lexie		St Michael's Sch.	C	* 31.49	DSQ	31.49	14.73
27	88	U10	MOLONEY Hannah		St Michael's Sch.	A	1:18.76	* 34.12	34.12	17.36
28	69	U10	ADAIR Alexandra		Abbot's Hill	E	* 36.66	37.37	36.66	19.90
29	21	U10	BEAUJAD RAMOO Mia		Ipswich Preparatory Sch.	C	DSQ	* 38.38	38.38	21.62



Did Not Start - Run 1 (1)

20	U10	JAMIESON Alisha		Ipswich Preparatory Sch.	C	DNS	DNS		
----	-----	-----------------	---	--------------------------	---	-----	-----	--	--

Disqualified - Run 1 (4)

18	U10	SCOTT Maisie		Ipswich Preparatory Sch.	C	DSQ	* 23.19		
21	U10	BEAUJAD RAMOO Mia		Ipswich Preparatory Sch.	C	DSQ	* 38.38		
24	U10	BEVERLEY Lucie		Littlegarth	A	DSQ	* 26.24		
25	U10	KEEBIE Francesca		Littlegarth	A	DSQ	* 27.18		

Did Not Start - Run 2 (2)

20	U10	JAMIESON Alisha		Ipswich Preparatory Sch.	C	DNS	DNS		
56	U10	KELLY Autumn		Holmwood House	B	* 28.96	DNS		

ERSA Schools Championship Event 2018

Supported by Snowsport England

Special Slalom

=== JUNIORS ===





































ERSA Schools - Age Group Results

Rank	Bib.	Cat	Name	====	School	Team	Run 1	Run 2	Time	Gap
------	------	-----	------	------	--------	------	-------	-------	------	-----

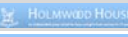

Disqualified - Run 2 (1)

30	U10	MORRIS Lexie		St Michael's Sch.	C	* 31.49	DSQ			
----	-----	--------------	---	-------------------	---	---------	-----	--	--	--

=== ERSA Schools U10 / Boys ===

1	143	U10	HARTNELL Sonny		Yaxham Primary	A	16.08	* 15.81	15.81	
2	11	U10	BLACKWELL Jasper		Kirkstone House Sch.		16.89	* 16.41	16.41	0.60
3	140	U10	KINGE Jacob		Yaxham Primary	A	* 16.57	16.94	16.57	0.76
4	141	U10	HARTNELL Freddy		Yaxham Primary	A	17.81	* 17.77	17.77	1.96
5	15	U10	LAST William		St Felix Sch.		* 17.94	18.17	17.94	2.13
6	50	U10	GRIMES Myles		Holmwood House	A	19.62	* 18.43	18.43	2.62
7	46	U10	MARTIN Oli		Littlegarth	B	19.21	* 19.18	19.18	3.37
8	61	U10	SNELLING Rufus		Norwich Sch.	A	19.89	* 19.48	19.48	3.67
9	96	U10	MEALEY Adam		Aldwickbury	B	* 19.57	19.57	19.57	3.76
10	33	U10	TIBBATS William		Coton CE Primary Sch.	A	21.09	* 20.69	20.69	4.88
11	95	U10	ISSOTT Benjamin		Aldwickbury	B	21.98	* 21.32	21.32	5.51
12	40	U10	CARTER Harry		Ipswich Preparatory Sch.	B	DNF	* 22.29	22.29	6.48
13	34	U10	GOMORI-WOODCOCK Joshua		Coton CE Primary Sch.	A	24.46	* 22.65	22.65	6.84
14	55	U10	TAYLOR Sam		Holmwood House	B	23.69	* 22.80	22.80	6.99
15	13	U10	BURNS Robert		New Hall Sch.		23.42	* 23.09	23.09	7.28
16	36	U10	WARNES Callum		Ipswich Preparatory Sch.	A	24.37	* 23.14	23.14	7.33
17	14	U10	CLARKE Leo		New Hall Sch.		24.11	* 23.19	23.19	7.38
18	37	U10	GREET-SMITH Barnaby		Ipswich Preparatory Sch.	A	* 23.26	23.55	23.26	7.45
19	43	U10	FORSHAW Alex		Littlegarth	B	* 23.56	23.90	23.56	7.75
20	52	U10	PARR Charlie		Holmwood House	A	* 23.61	DSQ	23.61	7.80
21	45	U10	CARBUTT Edward		Littlegarth	B	25.73	* 23.73	23.73	7.92
22	44	U10	TIER Harry		Littlegarth	B	25.47	* 24.59	24.59	8.78
23	35	U10	TIBBATS Charlie		Coton CE Primary Sch.	A	* 24.85	24.91	24.85	9.04
24	49	U10	BALE Joseph		St Michael's Sch.	D	DSQ	* 24.90	24.90	9.09
25	59	U10	PENDLETON James		Norwich Sch.	A	DSQ	* 25.03	25.03	9.22
26	58	U10	CURTIS Sam		Norwich Sch.	A	27.33	* 25.27	25.27	9.46
27	41	U10	LONG Harry		Ipswich Preparatory Sch.	B	DSQ	* 26.64	26.64	10.83
28	42	U10	BLACKBURN Alex		Ipswich Preparatory Sch.	B	DSQ	* 26.74	26.74	10.93
29	119	U10	KENYON Ted		Greshams Prep	A	30.27	* 27.65	27.65	11.84
30	38	U10	HORSFIELD-BURTON Alex		Ipswich Preparatory Sch.	A	DSQ	* 27.78	27.78	11.97
31	145	U10	BROWN Isaac		Yaxham Primary	B	28.83	* 28.53	28.53	12.72
32	10	U10	BROWNE James		Greshams Prep		* 29.19	30.38	29.19	13.38
33	47	U10	HOGG George		St Michael's Sch.	D	31.15	* 30.64	30.64	14.83
34	57	U10	KELLY Heston		Holmwood House	B	1:07.92	* 32.23	32.23	16.42
35	48	U10	DUVALL Harry		St Michael's Sch.	D	* 35.03	35.33	35.03	19.22
36	39	U10	BEHNIA Sam		Ipswich Preparatory Sch.	A	41.48	* 35.71	35.71	19.90



Did Not Start - Run 1 (2)

51	U10	OLIVER Fred		Holmwood House	A	DNF	DNF			
54	U10	EDDY William		Holmwood House	B	DNF	DNF			

Did Not Finish - Run 1 (1)

40	U10	CARTER Harry		Ipswich Preparatory Sch.	B	DNF	* 22.29			
----	-----	--------------	---	--------------------------	---	-----	---------	--	--	--

Disqualified - Run 1 (5)

38	U10	HORSFIELD-BURTON Alex		Ipswich Preparatory Sch.	A	DSQ	* 27.78			
41	U10	LONG Harry		Ipswich Preparatory Sch.	B	DSQ	* 26.64			

ERSA Schools Championship Event 2018

Supported by Snowsport England


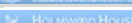
Special Slalom

=== JUNIORS ===

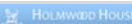
ERSA Schools - Age Group Results

Rank	Bib.	Cat	Name	====	School	Team	Run 1	Run 2	Time	Gap
42	U10	BLACKBURN Alex		Ipswich Preparatory Sch.	B	DSQ	* 26.74			
49	U10	BALE Joseph		St Michael's Sch.	D	DSQ	* 24.90			
59	U10	PENDLETON James		Norwich Sch.	A	DSQ	* 25.03			



Did Not Start - Run 2 (2)

51	U10	OLIVER Fred		Holmwood House	A	DNS	DNS			
54	U10	EDDY William		Holmwood House	B	DNS	DNS			


Disqualified - Run 2 (1)

52	U10	PARR Charlie		Holmwood House	A	* 23.61	DSQ			
----	-----	---------------------	---	----------------	---	---------	-----	--	--	--


=== ERSA Schools U12 / Girls ===

1	5	U12	BUSHELL Grace		St Augustines RC Primary		* 15.22	15.44	15.22	
2	142	U12	KINGE Lucy		Yaxham Primary	A	* 16.65	16.65	16.65	1.43
3	2	U12	COZENS Zoe		Hethersett Junior VC		16.83	* 16.71	16.71	1.49
4	6	U12	LAST Isabelle		St Felix Sch.		17.18	* 17.16	17.16	1.94
5	136	U12	SARKAR Annabelle		St Michael's Sch.	B	17.86	* 17.57	17.57	2.35
6	73	U12	KITCHING Martha		Ipswich High Sch.	B	18.94	* 18.52	18.52	3.30
7	1	U12	GIBBS Heidi		Dussindale Primary Sch.		* 18.60	18.81	18.60	3.38
8	63	U12	PETERS Cassandre		Abbot's Hill	C	20.91	* 19.13	19.13	3.91
9	83	U12	LINCOLN Imogen		Norwich High Sch. for Girls	A	* 19.27	19.75	19.27	4.05
10	134	U12	HARDEN Mirabelle		Norwich Sch.	C	20.11	* 19.28	19.28	4.06
11	135	U12	FOX India-Rose		Norwich Sch.	C	19.85	* 19.73	19.73	4.51
12	64	U12	O'NEILL Angelina		Abbot's Hill	C	20.94	* 19.84	19.84	4.62
13	82	U12	CHILDS Hannah		Ipswich Preparatory Sch.	F	20.07	* 19.88	19.88	4.66
14	62	U12	CONNOLD Jemima		Abbot's Hill	C	20.35	* 19.90	19.90	4.68
15	128	U12	WILMOTT Daisy		New Hall Sch.	B	20.83	* 20.15	20.15	4.93
16	79	U12	CASKIE Alice		Ipswich Preparatory Sch.	F	21.46	* 20.64	20.64	5.42
17	81	U12	SMITH Katie		Ipswich Preparatory Sch.	F	22.37	* 21.16	21.16	5.94
18	122	U12	KING Jessica		Littlegarth	D	21.81	* 21.25	21.25	6.03
19	132	U12	BURNS Ella		New Hall Sch.	C	21.62	* 21.30	21.30	6.08
20	84	U12	BOWER Jools		Norwich High Sch. for Girls	A	22.70	* 21.62	21.62	6.40
21	137	U12	BALE Jasmine		St Michael's Sch.	B	23.28	* 22.15	22.15	6.93
22	123	U12	KEARNEY Erin		Littlegarth	D	24.11	* 22.22	22.22	7.00
23	74	U12	SPRINGALL Otilie		Ipswich High Sch.	B	23.29	* 22.49	22.49	7.27
24	75	U12	FRIEND Romilly		Ipswich High Sch.	B	23.98	* 22.60	22.60	7.38
25	66	U12	BANKS Poppy		Abbot's Hill	D	23.36	* 23.03	23.03	7.81
26	65	U12	URSEL Katie		Abbot's Hill	C	23.73	* 23.21	23.21	7.99
27	120	U12	HOLDEN Hetty		Greshams Prep	A	* 23.27	23.60	23.27	8.05
28	67	U12	HUTCHINSON Megan		Abbot's Hill	D	23.94	* 23.54	23.54	8.32
29	114	U12	MONTGOMERY Isobel		Avenue Junior Sch.	A	24.21	* 23.64	23.64	8.42
30	76	U12	SONI Ishani		Ipswich Preparatory Sch.	E	25.82	* 24.32	24.32	9.10
31	131	U12	CHEN Shian		New Hall Sch.	C	25.57	* 25.15	25.15	9.93
32	78	U12	TODD Theo		Ipswich Preparatory Sch.	E	25.93	* 25.24	25.24	10.02
33	68	U12	ANTONIADES Leila		Abbot's Hill	D	26.27	* 25.42	25.42	10.20
34	116	U12	SHEPPERSON Laura		Avenue Junior Sch.	A	27.42	* 25.86	25.86	10.64
35	147	U12	ISSAC Poppy		Langnam Village		27.28	* 25.94	25.94	10.72

Did Not Start - Run 1 (1)

71	U12	CHALKER Pippa		Abbot's Hill	E	DNS	DNS			
----	-----	----------------------	---	--------------	---	-----	-----	--	--	--

Did Not Start - Run 2 (1)

71	U12	CHALKER Pippa		Abbot's Hill	E	DNS	DNS			
----	-----	----------------------	---	--------------	---	-----	-----	--	--	--




































ERSA Schools Championship Event 2018

Supported by Snowsport England



Special Slalom

=== JUNIORS ===

ERSA Schools - Age Group Results

Rank	Bib.	Cat	Name	====	School	Team	Run 1	Run 2	Time	Gap
=== ERSA Schools U10 / Boys ===										
1	129	U12	PIETRZAK Max		New Hall Sch.	B	15.65	* 15.60	15.60	
2	9	U12	SMITH Bradley		East Bergholt CofE Primary		* 15.67	15.67	15.67	0.07
3	103	U12	WOOD George		Ipswich Preparatory Sch.	D	16.52	* 16.05	16.05	0.45
4	7	U12	LYTHELL Austin		Brooke Primary		* 16.26	16.47	16.26	0.66
5	138	U12	PENNECK Alexander		St Michael's Sch.	B	16.74	* 16.44	16.44	0.84
6	89	U12	GODLEY Benedict		Aldwickbury	A	DSQ	* 16.71	16.71	1.11
7	104	U12	BENTLEY Tom		Littlegarth	C	* 17.02	17.24	17.02	1.42
8	126	U12	BROWN Aidan		New Hall Sch.	B	17.27	* 17.25	17.25	1.65
9	12	U12	BARTLETT Tom		Ludham Primary		* 17.55	17.77	17.55	1.95
10	8	U12	WAKEFORD Henry		Bure Valley School		18.13	* 17.58	17.58	1.98
11	110	U12	O'SHEA Sam		Norwich Sch.	B	* 17.74	DSQ	17.74	2.14
12	105	U12	KEARNEY Finn		Littlegarth	C	19.32	* 18.13	18.13	2.53
13	92	U12	TAYLOR Oliver		Aldwickbury	A	18.40	* 18.29	18.29	2.69
14	94	U12	MCFARLAND Adam		Aldwickbury	B	19.79	* 18.30	18.30	2.70
15	139	U12	TOUMBAS Michael		St Michael's Sch.	B	19.35	* 18.38	18.38	2.78
16	16	U12	GIBLING Dillon		Trowse Primary Sch.		18.80	* 18.40	18.40	2.80
17	109	U12	SNELLING George		Norwich Sch.	B	19.16	* 18.50	18.50	2.90
18	102	U12	WARNES Jake		Ipswich Preparatory Sch.	D	19.62	* 18.71	18.71	3.11
19	90	U12	PENDELL Ben		Aldwickbury	A	19.45	* 18.83	18.83	3.23
20	91	U12	ELDER Sebastien		Aldwickbury	A	20.05	* 18.91	18.91	3.31
21	108	U12	WATSON Toby		Norwich Sch.	B	* 19.09	19.46	19.09	3.49
22	17	U12	NA NAKHORN Arthur		Woodbridge Sch.		DSQ	* 19.19	19.19	3.59
23	127	U12	ULYATT Joshua		New Hall Sch.	B	20.43	* 19.25	19.25	3.65
24	130	U12	CLARKE Oreon		New Hall Sch.	C	21.17	* 19.99	19.99	4.39
25	100	U12	SERVANT Jackson		Ipswich Preparatory Sch.	D	22.79	* 20.99	20.99	5.39
26	133	U12	IRVINE Tom		Norwich Sch.	C	21.64	* 21.11	21.11	5.51
27	93	U12	BRUCE-WHITE Ben		Aldwickbury	B	24.00	* 21.83	21.83	6.23
28	112	U12	BURNETT-HALL Alasdair		Orwell Park	A	25.66	* 22.63	22.63	7.03
29	125	U12	TIER Oscar		Littlegarth	D	23.15	* 22.93	22.93	7.33
30	124	U12	CASE Finlay		Littlegarth	D	24.35	* 23.40	23.40	7.80
31	146	U12	BLACK Oliver		Yaxham Primary	B	24.60	* 23.41	23.41	7.81
32	118	U12	RINGER William		Greshams Prep	A	24.63	* 23.61	23.61	8.01
33	107	U12	LAWSON Harry		Littlegarth	C	* 23.68	23.94	23.68	8.08
34	111	U12	SPRINGALL Rufus		Orwell Park	A	26.28	* 24.14	24.14	8.54
35	113	U12	HARRIS Edward		Orwell Park	A	39.34	* 25.08	25.08	9.48
36	101	U12	O'TOOLE Ted		Ipswich Preparatory Sch.	D	DNF	* 25.21	25.21	9.61
37	3	U12	BOYCE Henry		Orwell Park	A	28.05	* 26.00	26.00	10.40
38	106	U12	PARSONS Daniel		Littlegarth	C	DSQ	* 27.03	27.03	11.43
39	99	U12	CANNING-TRIGG Theo		Avenue Junior Sch.		35.92	* 27.60	27.60	12.00
40	97	U12	MILNE Benedict		Avenue Junior Sch.	A	DSQ	* 28.52	28.52	12.92
41	98	U12	CLIFFORD CLARKE Billy		Avenue Junior Sch.	A	DSQ	* 32.31	32.31	16.71

Did Not Start - Run 1 (2)

115	U12	LEE James		Avenue Junior Sch.		DNF	DNF		
117	U12	SYKES Oscar		Avenue Junior Sch.		DNF	DNF		

Did Not Finish - Run 1 (1)

101	U12	O'TOOLE Ted		Ipswich Preparatory Sch.	D	DNF	* 25.21		
-----	-----	-------------	---	--------------------------	---	-----	---------	--	--

Disqualified - Run 1 (5)

17	U12	NA NAKHORN Arthur		Woodbridge Sch.		DSQ	* 19.19		
89	U12	GODLEY Benedict		Aldwickbury	A	DSQ	* 16.71		




ERSA Schools Championship Event 2018

Supported by Snowsport England

Special Slalom

=== JUNIORS ===


ERSA Schools - Age Group Results

Rank	Bib.	Cat	Name	====	School	Team	Run 1	Run 2	Time	Gap
	97	U12	MILNE Benedict		Avenue Junior Sch.	A	DSQ	* 28.52		
	98	U12	CLIFFORD CLARKE Billy		Avenue Junior Sch.	A	DSQ	* 32.31		
	106	U12	PARSONS Daniel		Littlegarth	C	DSQ	* 27.03		

Did Not Start - Run 2 (2)

	115	U12	LEE James		Avenue Junior Sch.		DNS	DNS		
	117	U12	SYKES Oscar		Avenue Junior Sch.		DNS	DNS		

Disqualified - Run 2 (1)

	110	U12	O'SHEA Sam		Norwich Sch.	B	* 17.74	DSQ		
--	-----	-----	------------	---	--------------	---	---------	-----	--	--

RECAP	1st RUN	2nd RUN	
Records:			147
Did Not Start:	6	7	13
NOT PERMITTED TO START:	0	0	0
Did Not Finish:	2	0	2
Disqualified:	14	3	17
Did Not Qualify for 2nd RUN:		0	0
At Finish:			141

ERSA Schools Championship Event 2018
Supported by Snowsport England
Special Slalom
=== JUNIORS ===
ERSA Schools Team Results

Bib. Name ===== Run 1 Run 2

=== ERSa Schools - Team/ U10 Girls ===

1 - New Hall Sch. A Total time: 2:04.06

27	PIETRZAK Amelia		17.22	17.26
28	SMITH Ariane		21.62	21.03
26	BROWN Lulu		23.74	23.19

2 - St Michael's Sch. C Total time: 2:28.21 Gap: + 24.15

29	HADDEN Amelia		19.47	20.15
31	KINDLEY Sophie		28.17	25.95
32	DE MENDONCA Ana		27.66	26.81
30	MORRIS Lexie		31.49	

3 - St Michael's Sch. A Total time: 4:55.74 Gap: + 2:51.68

86	CIRCUS Faye		1:34.02	25.80
87	THOMAS Elouise		32.28	30.76
88	MOLONEY Hannah		1:18.76	34.12

Ipswich Preparatory Sch. C Not Classified

18	SCOTT Maisie			23.19
19	HUNTER Florence		24.67	24.83
21	BEAUJAD RAMOO Mia			38.38
20	JAMIESON Alisha			











Littlegarth A Not Classified

22	BOATWRIGHT Sophie		24.41	24.56
24	BEVERLEY Lucie			26.24
25	KEEBIE Francesca			27.18
23	KEARNEY Betty		27.74	28.18













=== ERSa Schools - Team/ U10 Boys ===

1 - Littlegarth B Total time: 2:15.05

46	MARTIN Oli		19.21	19.18
43	FORSHAW Alex		23.56	23.90
45	CARBUTT Edward		25.73	23.73

Bib.	Name	====	Run 1	Run 2
44	TIER Harry		25.47	24.59
2 - Coton CE Primary Sch. A			Total time: 2:18.65	Gap: + 3.60
33	TIBBATS William		21.09	20.69
34	GOMORI-WOODCOCK Joshua		24.46	22.65
35	TIBBATS Charlie		24.85	24.91
3 - Ipswich Preparatory Sch. A			Total time: 2:43.58	Gap: + 28.53
36	WARNES Callum		24.37	23.14
37	GREET-SMITH Barnaby		23.26	23.55
38	HORSFIELD-BURTON Alex			27.78
39	BEHNIA Sam		41.48	35.71
Ipswich Preparatory Sch. B			Not Classified	
40	CARTER Harry			22.29
41	LONG Harry			26.64
42	BLACKBURN Alex			26.74
St Michael's Sch. D			Not Classified	
49	BALE Joseph			24.90
47	HOGG George		31.15	30.64
48	DUVALL Harry		35.03	35.33

=== ERSA Schools - Team/ U10 Mixed ===

1 - Norwich Sch. A			Total time: 2:11.35	
60	WATSON Atonia		20.32	19.30
61	SNELLING Rufus		19.89	19.48
59	PENDLETON James			25.03
58	CURTIS Sam		27.33	25.27
Holmwood House A			Not Classified	
50	GRIMES Myles		19.62	18.43
52	PARR Charlie		23.61	
53	GRIMES Roberta		26.75	26.84
51	OLIVER Fred			
Holmwood House B			Not Classified	
55	TAYLOR Sam		23.69	22.80
56	KELLY Autumn		28.96	
57	KELLY Heston		1:07.92	32.23
54	EDDY William			

Bib.	Name	====	Run 1	Run 2
------	------	------	-------	-------

=== ERSA Schools - Team/ U12 Girls ===

1 - Ipswich High Sch. B

Total time: 1:57.73

72	WELSH Madeleine		17.73	16.76
73	KITCHING Martha		18.94	18.52
74	SPRINGALL Otilie		23.29	22.49
75	FRIEND Romilly		23.98	22.60

2 - Abbot's Hill C

Total time: 2:01.07



Gap: + 3.34

63	PETERS Cassandre		20.91	19.13
64	O'NEILL Angelina		20.94	19.84
62	CONNOLD Jemima		20.35	19.90
65	URSEL Katie		23.73	23.21

3 - Ipswich Preparatory Sch. F

Total time: 2:05.20

Gap: + 7.47

82	CHILDS Hannah		20.07	19.88
79	CASKIE Alice		21.46	20.64
81	SMITH Katie		22.37	21.16
80	HOYLAND-LINCH Lily		21.99	21.43

4 - Norwich High Sch. for Girls A

Total time: 2:15.30

Gap: + 17.57

83	LINCOLN Imogen		19.27	19.75
84	BOWER Jools		22.70	21.62
85	O'Donnell Emilia		26.38	25.58

5 - Abbot's Hill D

Total time: 2:25.56

Gap: + 27.83

66	BANKS Poppy		23.36	23.03
67	HUTCHINSON Megan		23.94	23.54
68	ANTONIADES Leila		26.27	25.42

6 - Ipswich Preparatory Sch. E

Total time: 2:35.40

Gap: + 37.67

76	SONI Ishani		25.82	24.32
78	TODD Theo		25.93	25.24
77	WELDON Lily		27.60	26.49

Abbot's Hill E

Not Classified




70	DEKKER Olivia		56.34	26.39
69	ADAIR Alexandra		36.66	37.37
71	CHALKER Pippa			

=== ERSA Schools - Team/ U12 Boys ===



1 - Aldwickbury A

Total time: 1:51.73

89	GODLEY Benedict			16.71
----	-----------------	---	--	-------

Bib.	Name	====	Run 1	Run 2
92	TAYLOR Oliver		18.40	18.29
90	PENDELL Ben		19.45	18.83
91	ELDER Sebastien		20.05	18.91





2 - Ipswich Preparatory Sch. D Total time: 1:54.68 Gap: + 2.95

103	WOOD George		16.52	16.05
102	WARNES Jake		19.62	18.71
100	SERVANT Jackson		22.79	20.99
101	O'TOOLE Ted			25.21

3 - Littlegarth C Total time: 1:59.33 Gap: + 7.60

104	BENTLEY Tom		17.02	17.24
105	KEARNEY Finn		19.32	18.13
107	LAWSON Harry		23.68	23.94
106	PARSONS Daniel			27.03

4 - Aldwickbury B Total time: 2:00.53 Gap: + 8.80

94	MCFARLAND Adam		19.79	18.30
96	MEALEY Adam		19.57	19.57
95	ISSOTT Benjamin		21.98	21.32
93	BRUCE-WHITE Ben		24.00	21.83


5 - Orwell Park A Total time: 2:31.84 Gap: + 40.11

112	BURNETT-HALL Alasdair		25.66	22.63
111	SPRINGALL Rufus		26.28	24.14
113	HARRIS Edward		39.34	25.08
3	BOYCE Henry		28.05	26.00

Norwich Sch. B Not Classified


























110	O'SHEA Sam		17.74	
109	SNELLING George		19.16	18.50
108	WATSON Toby		19.09	19.46

=== ERSA Schools - Team/ U10 Mixed ===**1 - Yaxham Primary A Total time: 1:38.70**

143	HARTNELL Sonny		16.08	15.81
140	KINGE Jacob		16.57	16.94
142	KINGE Lucy		16.65	16.65
141	HARTNELL Freddy		17.81	17.77

2 - New Hall Sch. B Total time: 1:45.45 Gap: + 6.75

129	PIETRZAK Max		15.65	15.60
126	BROWN Aidan		17.27	17.25
127	ULYATT Joshua		20.43	19.25
128	WILMOTT Daisy		20.83	20.15

Bib.	Name	====	Run 1	Run 2
3 - St Michael's Sch. B			Total time: 1:46.34	Gap: + 7.64
138	PENNECK Alexander		16.74	16.44
136	SARKAR Annabelle		17.86	17.57
139	TOUMBAS Michael		19.35	18.38
137	BALE Jasmine		23.28	22.15
4 - Norwich Sch. C			Total time: 2:01.72	Gap: + 23.02
134	HARDEN Mirabelle		20.11	19.28
135	FOX India-Rose		19.85	19.73
133	IRVINE Tom		21.64	21.11
5 - New Hall Sch. C			Total time: 2:14.80	Gap: + 36.10
130	CLARKE Oreon		21.17	19.99
132	BURNS Ella		21.62	21.30
131	CHEN Shian		25.57	25.15
6 - Littlegarth D			Total time: 2:15.47	Gap: + 36.77
122	KING Jessica		21.81	21.25
123	KEARNEY Erin		24.11	22.22
125	TIER Oscar		23.15	22.93
124	CASE Finlay		24.35	23.40
7 - Greshams Prep A			Total time: 2:27.06	Gap: + 48.36
120	HOLDEN Hetty		23.27	23.60
118	RINGER William		24.63	23.61
121	GREEN Alice		26.16	25.79
119	KENYON Ted		30.27	27.65
8 - Yaxham Primary B			Total time: 2:32.65	Gap: + 53.95
144	BROWN Isabelle		23.28	24.00
146	BLACK Oliver		24.60	23.41
145	BROWN Isaac		28.83	28.53
Avenue Junior Sch. A			Not Classified	
114	MONTGOMERY Isobel		24.21	23.64
116	SHEPPERSON Laura		27.42	25.86
97	MILNE Benedict			28.52
98	CLIFFORD CLARKE Billy			32.31

ERSA Schools Championship Event 2018













































Supported by Snowsport England


































Special Slalom




=== JUNIORS ===

ERSA Schools Team Results

Bib.	Name	====	Run 1	Run 2
1 - Yaxham Primary		Total time: 1:38.70		
143	HARTNELL Sonny		16.08	15.81
140	KINGE Jacob		16.57	16.94
142	KINGE Lucy		16.65	16.65
141	HARTNELL Freddy		17.81	17.77
144	BROWN Isabelle		23.28	24.00
146	BLACK Oliver		24.60	23.41
145	BROWN Isaac		28.83	28.53
2 - New Hall Sch.		Total time: 1:40.25 Gap: + 1.55		
129	PIETRZAK Max		15.65	15.60
27	PIETRZAK Amelia		17.22	17.26
126	BROWN Aidan		17.27	17.25
127	ULYATT Joshua		20.43	19.25
130	CLARKE Oreon		21.17	19.99
128	WILMOTT Daisy		20.83	20.15
28	SMITH Ariane		21.62	21.03
132	BURNS Ella		21.62	21.30
13	BURNS Robert		23.42	23.09
26	BROWN Lulu		23.74	23.19
14	CLARKE Leo		24.11	23.19
131	CHEN Shian		25.57	25.15
3 - St Michael's Sch.		Total time: 1:46.34 Gap: + 7.64		
138	PENNECK Alexander		16.74	16.44
136	SARKAR Annabelle		17.86	17.57
139	TOUMBAS Michael		19.35	18.38
29	HADDEN Amelia		19.47	20.15
137	BALE Jasmine		23.28	22.15
49	BALE Joseph			24.90
86	CIRCUS Faye		1:34.02	25.80
31	KINDLEY Sophie		28.17	25.95
32	DE MENDONCA Ana		27.66	26.81
47	HOGG George		31.15	30.64
87	THOMAS Elouise		32.28	30.76
30	MORRIS Lexie		31.49	
88	MOLONEY Hannah		1:18.76	34.12
48	DUVALL Harry		35.03	35.33

Bib.	Name	====	Run 1	Run 2
4 - Littlegarth			Total time: 1:50.10	Gap: + 11.40
104	BENTLEY Tom		17.02	17.24
105	KEARNEY Finn		19.32	18.13
46	MARTIN Oli		19.21	19.18
122	KING Jessica		21.81	21.25
123	KEARNEY Erin		24.11	22.22
125	TIER Oscar		23.15	22.93
124	CASE Finlay		24.35	23.40
43	FORSHAW Alex		23.56	23.90
107	LAWSON Harry		23.68	23.94
45	CARBUTT Edward		25.73	23.73
22	BOATWRIGHT Sophie		24.41	24.56
44	TIER Harry		25.47	24.59
24	BEVERLEY Lucie			26.24
106	PARSONS Daniel			27.03
25	KEEBIE Francesca			27.18
23	KEARNEY Betty		27.74	28.18
5 - Aldwickbury			Total time: 1:50.72	Gap: + 12.02
89	GODLEY Benedict			16.71
92	TAYLOR Oliver		18.40	18.29
94	MCFARLAND Adam		19.79	18.30
90	PENDELL Ben		19.45	18.83
91	ELDER Sebastien		20.05	18.91
96	MEALEY Adam		19.57	19.57
95	ISSOTT Benjamin		21.98	21.32
93	BRUCE-WHITE Ben		24.00	21.83
6 - Ipswich Preparatory Sch.			Total time: 1:50.85	Gap: + 12.15
103	WOOD George		16.52	16.05
102	WARNES Jake		19.62	18.71
82	CHILDS Hannah		20.07	19.88
79	CASKIE Alice		21.46	20.64
100	SERVANT Jackson		22.79	20.99
81	SMITH Katie		22.37	21.16
80	HOYLAND-LINCH Lily		21.99	21.43
40	CARTER Harry			22.29
36	WARNES Callum		24.37	23.14
18	SCOTT Maisie			23.19
37	GREET-SMITH Barnaby		23.26	23.55
76	SONI Ishani		25.82	24.32
19	HUNTER Florence		24.67	24.83
101	O'TOOLE Ted			25.21
78	TODD Theo		25.93	25.24
77	WELDON Lily		27.60	26.49
41	LONG Harry			26.64
42	BLACKBURN Alex			26.74
38	HORSFIELD-BURTON Alex			27.78
39	BEHNIA Sam		41.48	35.71

Bib.	Name	====	Run 1	Run 2
21	BEAUJAD RAMOO Mia			38.38
20	JAMIESON Alisha			
7 - Norwich Sch.			Total time: 1:53.07	Gap: + 14.37
110	O'SHEA Sam		17.74	
109	SNELLING George		19.16	18.50
108	WATSON Toby		19.09	19.46
134	HARDEN Mirabelle		20.11	19.28
60	WATSON Atonia		20.32	19.30
61	SNELLING Rufus		19.89	19.48
135	FOX India-Rose		19.85	19.73
133	IRVINE Tom		21.64	21.11
59	PENDLETON James			25.03
58	CURTIS Sam		27.33	25.27
8 - Ipswich High Sch.			Total time: 1:57.73	Gap: + 19.03
72	WELSH Madeleine		17.73	16.76
73	KITCHING Martha		18.94	18.52
74	SPRINGALL Otilie		23.29	22.49
75	FRIEND Romilly		23.98	22.60
9 - Abbot's Hill			Total time: 2:01.07	Gap: + 22.37
63	PETERS Cassandre		20.91	19.13
64	O'NEILL Angelina		20.94	19.84
62	CONNOLD Jemima		20.35	19.90
66	BANKS Poppy		23.36	23.03
65	URSEL Katie		23.73	23.21
67	HUTCHINSON Megan		23.94	23.54
68	ANTONIADES Leila		26.27	25.42
70	DEKKER Olivia		56.34	26.39
69	ADAIR Alexandra		36.66	37.37
71	CHALKER Pippa			
10 - Holmwood House			Total time: 2:14.99	Gap: + 36.29
50	GRIMES Myles		19.62	18.43
55	TAYLOR Sam		23.69	22.80
52	PARR Charlie		23.61	
53	GRIMES Roberta		26.75	26.84
56	KELLY Autumn		28.96	
57	KELLY Heston		1:07.92	32.23
51	OLIVER Fred			
54	EDDY William			
11 - Norwich High Sch. for Girls			Total time: 2:15.30	Gap: + 36.60
83	LINCOLN Imogen		19.27	19.75
84	BOWER Jools		22.70	21.62
85	O'Donnell Emilia		26.38	25.58

Bib.	Name	====	Run 1	Run 2
12 - Coton CE Primary Sch.		Total time: 2:18.65	Gap: + 39.95	
33	TIBBATTS William		21.09	20.69
34	GOMORI-WOODCOCK Joshua		24.46	22.65
35	TIBBATTS Charlie		24.85	24.91
13 - Greshams Prep		Total time: 2:27.06	Gap: + 48.36	
120	HOLDEN Hetty		23.27	23.60
118	RINGER William		24.63	23.61
121	GREEN Alice		26.16	25.79
119	KENYON Ted		30.27	27.65
10	BROWNE James		29.19	30.38
14 - Orwell Park		Total time: 2:31.84	Gap: + 53.14	
112	BURNETT-HALL Alasdair		25.66	22.63
111	SPRINGALL Rufus		26.28	24.14
113	HARRIS Edward		39.34	25.08
3	BOYCE Henry		28.05	26.00
15 - Avenue Junior Sch.		Total time: 2:44.65	Gap: + 1:05.95	
114	MONTGOMERY Isobel		24.21	23.64
116	SHEPPERSON Laura		27.42	25.86
99	CANNING-TRIGG Theo		35.92	27.60
97	MILNE Benedict			28.52
98	CLIFFORD CLARKE Billy			32.31
115	LEE James			
117	SYKES Oscar			
Brooke Primary			Not Classified	
7	LYTHELL Austin		16.26	16.47
Bure Valley School			Not Classified	
8	WAKEFORD Henry		18.13	17.58
Dussindale Primary Sch.			Not Classified	
1	GIBBS Heidi		18.60	18.81
East Bergholt CofE Primary			Not Classified	
9	SMITH Bradley		15.67	15.67
Hethersett Junior VC			Not Classified	
2	COZENS Zoe		16.83	16.71
Kirkstone House Sch.			Not Classified	
11	BLACKWELL Jasper		16.89	16.41
Langnam Village			Not Classified	
147	ISSAC Poppy		27.28	25.94








ERSA Schools Championship Event 2018

Supported by Snowsport England

Special Slalom

=== JUNIORS ===

ERSA Schools Team Results

Bib.	Name	=====	Run 1	Run 2
Ludham Primary			Not Classified	
12	BARTLETT Tom		17.55	17.77
St Andrew's Great Yeldham			Not Classified	
4	GLADIN Violet		30.43	30.22
St Augustines RC Primary			Not Classified	
5	BUSHELL Grace		15.22	15.44
St Felix Sch.			Not Classified	
6	LAST Isabelle		17.18	17.16
15	LAST William		17.94	18.17
Trowse Primary Sch.			Not Classified	
16	GIBLING Dillon		18.80	18.40
Woodbridge Sch.			Not Classified	
17	NA NAKHORN Arthur		19.19	









































ERSA Schools Championship Event 2018

Supported by Snowsport England

Special Slalom

=== SENIORS ===

ERSA Schools - Age Group Results

Rank	Bib.	Cat	Name	====	School	Team	Run 1	Run 2	Time	Gap
=== ERSA Schools U14 / Girls ===										
1	132	U14	SCOTT-AMOS Beth		Wymondham High Aca.	B	15.94	* 15.38	15.38	
2	175	U14	BARTLETT Honor		Woodbridge Sch.	A	16.60	* 15.44	15.44	0.06
3	106	U14	LINCOLN Isabel		Norwich High Sch. for Girls	A	15.99	* 15.70	15.70	0.32
4	180	U14	BLACKWELL Lucy		Kirkstone House Sch.		* 16.27	16.42	16.27	0.89
5	105	U14	VENEABLES Phoebe		Ipswich Sch.	A	17.82	* 17.29	17.29	1.91
6	136	U14	PERRIS Harriet		Abbot's Hill	A	18.76	* 17.63	17.63	2.25
7	83	U14	GOULD Chloe		New Hall Sch.	D	18.68	* 18.10	18.10	2.72
8	96	U14	HOOK Ceil		Wymondham Col.	A	* 18.44	18.45	18.44	3.06
9	92	U14	KING Emily-Jane		Royal Hospital Sch.	A	18.72	* 18.53	18.53	3.15
10	7	U14	SAUNDERS Mackenzi		St Albans High Sch. Ipswich		* 18.91	19.57	18.91	3.53
11	18	U14	CONNOLD Rosie		Abbot's Hill	B	DNF	* 19.02	19.02	3.64
12	31	U14	SMITH Amy		St Albans High Sch. for Girl	A	20.09	* 19.16	19.16	3.78
13	128	U14	ALSTON Ruby		Woodbridge Sch.	C	19.93	* 19.39	19.39	4.01
14	33	U14	BELL Matilda		St Albans High Sch. for Girl	A	20.57	* 20.01	20.01	4.63
15	94	U14	MAGUIRE Mia		Royal Hospital Sch.	A	22.34	* 20.33	20.33	4.95
16	32	U14	RUST Olivia		St Albans High Sch. for Girl	A	21.33	* 20.56	20.56	5.18
17	107	U14	HOSIER Grace		Norwich High Sch. for Girls	A	20.70	* 20.69	20.69	5.31
18	93	U14	VICOS Amelia		Royal Hospital Sch.	A	21.31	* 20.89	20.89	5.51
19	30	U14	WILLIS Pippa		St Albans High Sch. for Girl	A	21.39	* 21.03	21.03	5.65
20	88	U14	JEFFREY Madeleine		New Hall Sch.	E	* 21.67	DSQ	21.67	6.29
21	74	U14	MORGAN EVANS Izzy		Greshams Prep	B	DSQ	* 21.78	21.78	6.40
22	72	U14	CHURCHILL Imogen		East Bergholt Sch.	A	* 21.83	22.25	21.83	6.45
23	35	U14	LOUCAIDES Elizabeth		St Albans High Sch. for Girl	B	22.78	* 21.95	21.95	6.57
24	34	U14	ECCLESTON Lara		St Albans High Sch. for Girl	B	22.54	* 22.40	22.40	7.02
25	67	U14	WESTONHULTZ-SMITH Annabelle		Berkhamsted	B	DSQ	* 22.49	22.49	7.11
26	36	U14	MALIK Yasna		St Albans High Sch. for Girl	B	25.53	* 23.05	23.05	7.67
27	19	U14	HUTCHINSON Emma		Abbot's Hill	B	DSQ	* 23.44	23.44	8.06
28	25	U14	PIOTROWIEZ Helena		Comberton Village Col.	A	1:37.08	* 23.51	23.51	8.13
29	98	U14	BUSBY Grace		Berkhamsted	C	25.03	* 23.97	23.97	8.59
30	79	U14	BREHENY Eleanor		Ipswich Sch.	B	25.25	* 24.46	24.46	9.08
31	126	U14	CHALK Natalie		Norwich Sch.	E	26.12	* 24.52	24.52	9.14
32	21	U14	SHREEVES Isobel		Abbot's Hill	B	DSQ	* 24.57	24.57	9.19
33	133	U14	WIMHURST Hannah		Wymondham High Aca.		25.74	* 24.82	24.82	9.44
34	27	U14	GOULD Madeline		St Albans Girls Sch.	B	25.36	* 25.28	25.28	9.90
35	75	U14	ISAAC Lucy		Greshams Prep	B	* 26.12	27.07	26.12	10.74
36	28	U14	TANDY Vanessa		St Albans Girls Sch.	B	29.60	* 26.16	26.16	10.78
37	81	U14	RAVEENDRAN Rossene		Ipswich Sch.	B	27.92	* 27.39	27.39	12.01
38	26	U14	CLIFFE Hannah		St Albans Girls Sch.	B	1:05.73	* 27.47	27.47	12.09
39	80	U14	WELDON Eleanor		Ipswich Sch.	B	28.89	* 28.54	28.54	13.16
40	23	U14	WELHAM Jessica		Comberton Village Col.	A	DSQ	* 29.79	29.79	14.41

Did Not Start - Run 1 (5)

1	U14	MOUNTAIN Lizzie		Berkhamsted		DNF	DNF		
---	-----	-----------------	---	-------------	--	-----	-----	--	--



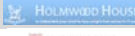

ERSA Schools Championship Event 2018

Supported by Snowsport England

Special Slalom

=== SENIORS ===






ERSA Schools - Age Group Results

Rank	Bib.	Cat	Name	====	School	Team	Run 1	Run 2	Time	Gap
	20	U14	HUTCHINSON Freya		Abbot's Hill	B	DNS	DNS		
	29	U14	COMINSKY Eva		St Albans Girls Sch.	B	DNS	DNS		
	76	U14	JARDINE Freya		Holmwood House	C	DNS	DNS		
	87	U14	JEFFREY Emily		New Hall Sch.	E	DNS	DNS		






Did Not Finish - Run 1 (1)

	18	U14	CONNOLD Rosie		Abbot's Hill	B	DNF	* 19.02		
--	----	-----	---------------	---	--------------	---	-----	---------	--	--

Disqualified - Run 1 (5)

	19	U14	HUTCHINSON Emma		Abbot's Hill	B	DSQ	* 23.44		
	21	U14	SHREEVES Isobel		Abbot's Hill	B	DSQ	* 24.57		
	23	U14	WELHAM Jessica		Comberton Village Col.	A	DSQ	* 29.79		
	67	U14	WESTONHULTZ-SMITH Annabelle		Berkhamsted	B	DSQ	* 22.49		
	74	U14	MORGAN EVANS Izzy		Greshams Prep	B	DSQ	* 21.78		



























Did Not Start - Run 2 (5)

	1	U14	MOUNTAIN Lizzie		Berkhamsted		DNS	DNS		
	20	U14	HUTCHINSON Freya		Abbot's Hill	B	DNS	DNS		
	29	U14	COMINSKY Eva		St Albans Girls Sch.	B	DNS	DNS		
	76	U14	JARDINE Freya		Holmwood House	C	DNS	DNS		
	87	U14	JEFFREY Emily		New Hall Sch.	E	DNS	DNS		

Disqualified - Run 2 (1)

	88	U14	JEFFREY Madeleine		New Hall Sch.	E	* 21.67	DSQ		
--	----	-----	-------------------	---	---------------	---	---------	-----	--	--

=== ERSA Schools U14 / Boys ===

1	56	U14	OGDEN Alex		Norwich Sch.	D	14.06	* 13.95	13.95	
2	53	U14	CHAUHAN Rohan		Norwich Sch.	D	15.17	* 14.68	14.68	0.73
3	9	U14	MONTGOMERY Freddie		City Of Norwich Sch.		* 15.20	15.20	15.20	1.25
4	95	U14	HADINGHAM Alex		Wymondham Col.	A	15.53	* 15.32	15.32	1.37
5	69	U14	WARNE Ben		Berkhamsted	B	16.20	* 15.81	15.81	1.86
6	39	U14	WALTER Jasper		Aldwickbury	C	* 16.11	DSQ	16.11	2.16
7	73	U14	TEMPLE Freddy		Greshams Prep	B	41.56	* 16.23	16.23	2.28
8	70	U14	SMITH Ben		East Bergholt Sch.	A	* 16.32	16.32	16.32	2.37
9	55	U14	HILYER Herbie		Norwich Sch.	D	* 16.49	16.51	16.49	2.54
10	54	U14	WALES Jonny		Norwich Sch.	D	DNF	* 16.61	16.61	2.66
11	37	U14	WILSON George		Aldwickbury	C	17.77	* 16.92	16.92	2.97
12	11	U14	COZENS Sam		Hethersett Aca.		* 16.99	17.12	16.99	3.04
13	40	U14	WILSON William		Aldwickbury	C	DNF	* 17.28	17.28	3.33
14	38	U14	KILPATRICK Max		Aldwickbury	C	19.56	* 17.38	17.38	3.43
15	121	U14	FULCHER Lewis		Debenham High Sch	A	17.92	* 17.40	17.40	3.45
16	174	U14	HUTCHINSON Max		Woodbridge Sch.	A	17.58	* 17.41	17.41	3.46
17	41	U14	MACKIE Patrick		Aldwickbury	D	18.09	* 17.74	17.74	3.79
18	43	U14	MEALEY Ben		Aldwickbury	D	DSQ	* 18.04	18.04	4.09
19	66	U14	PAYNE Josh		Berkhamsted	B	* 18.05	DSQ	18.05	4.10
20	71	U14	PARTLETT-HULSTROM Albie		East Bergholt Sch.	A	* 18.27	18.60	18.27	4.32
21	44	U14	TAYLOR Thomas		Aldwickbury	D	18.90	* 18.42	18.42	4.47
22	85	U14	BROWN Connor		New Hall Sch.	D	19.94	* 18.84	18.84	4.89
23	89	U14	BAILEY Kyan		New Hall Sch.	E	19.21	* 18.85	18.85	4.90
24	84	U14	MARTIN Todd		New Hall Sch.	D	19.95	* 19.02	19.02	5.07
25	13	U14	HOWGEGO James		New Hall Sch.		* 19.07	40.43	19.07	5.12
26	68	U14	SHARMAN Hugo		Berkhamsted	B	DNF	* 19.27	19.27	5.32


























ERSA Schools Championship Event 2018

Supported by Snowsport England




Special Slalom

=== SENIORS ===


ERSA Schools - Age Group Results

Rank	Bib.	Cat	Name	====	School	Team	Run 1	Run 2	Time	Gap
27	46	U14	BROWN Noah		Aldwickbury	E	* 19.58	DNF	19.58	5.63
28	90	U14	RYAN Aza		New Hall Sch.	E	21.16	* 19.65	19.65	5.70
29	127	U14	NA NAKHORN George		Woodbridge Sch.	C	20.16	* 19.85	19.85	5.90
30	47	U14	LINDSAY Charlie		Aldwickbury	E	20.42	* 20.22	20.22	6.27
31	45	U14	RHYDDERCH Jack		Aldwickbury	E	1:36.20	* 20.42	20.42	6.47
32	17	U14	BALE Thomas		Westcliff High Sch.		* 20.48	DNS	20.48	6.53
33	12	U14	SMITH Albert		King Edward VI Grammar Sch.		22.52	* 20.74	20.74	6.79
34	48	U14	ELDER Louis		Aldwickbury	E	23.20	* 20.88	20.88	6.93
35	91	U14	CONWAY Oli		Royal Hospital Sch.	A	* 21.09	26.31	21.09	7.14
36	58	U14	EVANS Finley		Verulam Sch.	A	22.59	* 21.24	21.24	7.29
37	63	U14	GLENDINING Jimmy		Woodbridge Sch.	D	DSQ	* 21.25	21.25	7.30
38	64	U14	BARKER Alex		Woodbridge Sch.	D	21.92	* 21.58	21.58	7.63
39	49	U14	PEARSON-SMITH Oliver		Ipswich Sch.	C	22.50	* 21.69	21.69	7.74
40	51	U14	STRIPP Glenn		Ipswich Sch.	C	DSQ	* 21.96	21.96	8.01
41	60	U14	COOMBS Jacob		Verulam Sch.	B	24.02	* 22.02	22.02	8.07
42	61	U14	COOMBS Isaac		Verulam Sch.	B	* 22.03	22.09	22.03	8.08
43	82	U14	HURLEY-GUEST Daniel		Ipswich Sch.	B	52.92	* 22.14	22.14	8.19
44	57	U14	BURT Henry		Verulam Sch.	A	* 22.55	DSQ	22.55	8.60
45	59	U14	PEET Henry		Verulam Sch.	A	24.27	* 22.80	22.80	8.85
46	97	U14	CILLERS Oliver		Wymondham Col.	A	DNF	* 22.92	22.92	8.97
47	65	U14	IHENACHO Obi		Woodbridge Sch.	D	24.88	* 22.95	22.95	9.00
48	181	U14	SHIRE Alexander		Greshams Prep	B	24.38	* 23.02	23.02	9.07
49	50	U14	VAN-SOOTEN Sebastian		Ipswich Sch.	C	27.10	* 24.12	24.12	10.17
50	52	U14	FENN Jacob		Ipswich Sch.	C	26.35	* 26.03	26.03	12.08
51	62	U14	PIERSON Louis		Verulam Sch.	B	29.61	* 27.17	27.17	13.22

Did Not Start - Run 1 (3)

42	U14	OSMAN Lucas		Aldwickbury	D	DNF	DNF		
77	U14	ROBERTON Jasper		Holmwood House	C	DNF	DNF		
78	U14	NERWLAND James		Holmwood House	C	DNF	DNF		





Did Not Finish - Run 1 (4)

40	U14	WILSON William		Aldwickbury	C	DNF	* 17.28		
54	U14	WALES Jonny		Norwich Sch.	D	DNF	* 16.61		
68	U14	SHARMAN Hugo		Berkhamsted	B	DNF	* 19.27		
97	U14	CILLERS Oliver		Wymondham Col.	A	DNF	* 22.92		

Disqualified - Run 1 (4)

43	U14	MEALEY Ben		Aldwickbury	D	DSQ	* 18.04		
51	U14	STRIPP Glenn		Ipswich Sch.	C	DSQ	* 21.96		
63	U14	GLENDINING Jimmy		Woodbridge Sch.	D	DSQ	* 21.25		
86	U14	MARTIN Max		New Hall Sch.	D	DSQ	DNF		

Did Not Start - Run 2 (4)

17	U14	BALE Thomas		Westcliff High Sch.		* 20.48	DNF		
42	U14	OSMAN Lucas		Aldwickbury	D	DNF	DNF		
77	U14	ROBERTON Jasper		Holmwood House	C	DNF	DNF		
78	U14	NERWLAND James		Holmwood House	C	DNF	DNF		

Did Not Finish - Run 2 (2)

46	U14	BROWN Noah		Aldwickbury	E	* 19.58	DNF		
86	U14	MARTIN Max		New Hall Sch.	D	DSQ	DNF		




ERSA Schools Championship Event 2018

Supported by Snowsport England





























Special Slalom

=== SENIORS ===


ERSA Schools - Age Group Results

Rank	Bib.	Cat	Name	====	School	Team	Run 1	Run 2	Time	Gap
Disqualified - Run 2 (3)										
	39	U14	WALTER Jasper		Aldwickbury	C	* 16.11	DSQ		
	57	U14	BURT Henry		Verulam Sch.	A	* 22.55	DSQ		
	66	U14	PAYNE Josh		Berkhamsted	B	* 18.05	DSQ		




=== ERSa Schools U16 / Girls ===

1	148	U16	HOLMES Abby		Notre Dame	B	14.82	* 14.75	14.75	
2	101	U16	WARNE Charlotte		Berkhamsted	C	15.21	* 14.85	14.85	0.10
3	146	U16	HUGHES Sophie		New Hall Sch.	F	15.34	* 15.24	15.24	0.49
4	147	U16	MCLEISH Emily		New Hall Sch.	F	15.73	* 15.36	15.36	0.61
5	109	U16	BARDER Katie		St Albans Girls Sch.	A	15.70	* 15.37	15.37	0.62
6	142	U16	SHELLEY Annie		Ipswich High Sch.	A	15.40	* 15.39	15.39	0.64
7	103	U16	VENEBLES Felicity		Ipswich Sch.	A	* 15.95	27.60	15.95	1.20
8	122	U16	FRANCIS Mia		Debenham High Sch	A	16.32	* 16.00	16.00	1.25
9	3	U16	GLADIN Amber		Hedingham Sch.		16.44	* 16.36	16.36	1.61
10	143	U16	MERRIGAN Elizabeth		Ipswich High Sch.	A	17.17	* 16.39	16.39	1.64
11	102	U16	WOOD Caitlin		Ipswich Sch.	A	16.85	* 16.54	16.54	1.79
12	4	U16	WEST Sophie		Kesgrave High Sch.		17.39	* 17.23	17.23	2.48
13	137	U16	PRICE-JAMES Ina		Abbot's Hill	A	17.74	* 17.31	17.31	2.56
14	135	U16	SMITH Issie		Abbot's Hill	A	* 17.35	17.97	17.35	2.60
15	149	U16	POUNDALL Anya		Notre Dame	B	18.00	* 17.69	17.69	2.94
16	154	U16	TURNER Beth		Woodbridge Sch.	C	18.46	* 17.90	17.90	3.15
17	110	U16	BETTISON Saoirse		St Albans Girls Sch.	A	19.25	* 18.02	18.02	3.27
18	22	U16	JONES Aimee		Comberton Village Col.	A	* 18.30	18.47	18.30	3.55
19	112	U16	COOMBS Olivia		St Albans Girls Sch.	A	20.28	* 19.08	19.08	4.33
20	108	U16	McCARDEL Catherine		Norwich High Sch. for Girls	A	19.85	* 19.31	19.31	4.56
21	99	U16	WIGHTMAN Olivia		Berkhamsted	C	20.99	* 19.96	19.96	5.21
22	111	U16	COMISKEY Myla		St Albans Girls Sch.	A	* 20.45	20.47	20.45	5.70
23	100	U16	RENEDEK Julia		Berkhamsted	C	DSQ	* 20.97	20.97	6.22
24	130	U16	WIMHURST Millie		Wymondham High Aca.	B	DSQ	* 21.21	21.21	6.46
25	2	U16	SMITH Sylvie		Chelmsford County High Sch.		23.04	* 22.24	22.24	7.49
26	104	U16	SMITH Lottie		Ipswich Sch.	A	22.92	* 22.49	22.49	7.74
27	125	U16	PALMER Alice		Norwich Sch.	E	25.16	* 24.18	24.18	9.43
28	24	U16	HAZEL Charlotte		Comberton Village Col.	A	DSQ	* 25.86	25.86	11.11


Did Not Start - Run 1 (3)

5	U16	FROST Katie		St Albans High Sch. for Girl		DNS	DNS		
6	U16	OLIVER Mabel		St Albans High Sch. for Girl		DNS	DNS		
151	U16	GROSE Elise		Notre Dame	B	DNS	DNS		

Disqualified - Run 1 (3)

24	U16	HAZEL Charlotte		Comberton Village Col.	A	DSQ	* 25.86		
100	U16	RENEDEK Julia		Berkhamsted	C	DSQ	* 20.97		
130	U16	WIMHURST Millie		Wymondham High Aca.	B	DSQ	* 21.21		

Did Not Start - Run 2 (3)

5	U16	FROST Katie		St Albans High Sch. for Girl		DNS	DNS		
6	U16	OLIVER Mabel		St Albans High Sch. for Girl		DNS	DNS		
151	U16	GROSE Elise		Notre Dame	B	DNS	DNS		
















ERSA Schools Championship Event 2018

Supported by Snowsport England

Special Slalom

=== SENIORS ===



ERSA Schools - Age Group Results

Rank	Bib.	Cat	Name	====	School	Team	Run 1	Run 2	Time	Gap
=== ERSA Schools U16 / Boys ===										
1	160	U16	BUSHELL George		Notre Dame	A	14.12	* 13.90	13.90	
2	116	U16	NEWTON Charlie		Berkhamsted	A	14.36	* 14.15	14.15	0.25
3	16	U16	MARSH Joel		Thorpe St Andrew High Sch.		14.38	* 14.37	14.37	0.47
4	118	U16	HARRIS Alex		St Albans Sch.	B	16.50	* 15.67	15.67	1.77
5	179	U16	DAVIES Ben		Wymondham High Aca.	B	16.10	* 15.99	15.99	2.09
6	14	U16	BAKER Giles		Royal Hospital Sch.		16.35	* 16.11	16.11	2.21
7	117	U16	WILLIS Fraser		St Albans Sch.	B	* 16.31	16.32	16.31	2.41
8	15	U16	ALI Dylan		Thomas Mills High Sch.		33.46	* 16.78	16.78	2.88
9	120	U16	WHITE Fergus		St Albans Sch.	B	17.42	* 16.93	16.93	3.03
10	119	U16	RHYDDERCH Freddie		St Albans Sch.	B	17.74	* 17.06	17.06	3.16
11	113	U16	HETHERINGTON Max		Berkhamsted	A	DSQ	* 17.18	17.18	3.28
12	114	U16	MONTERO Charlie		Berkhamsted	A	DSQ	* 17.31	17.31	3.41
13	131	U16	UPRIGHT Jake		Wymondham High Aca.	B	20.27	* 19.52	19.52	5.62
14	129	U16	REID Oli		Woodbridge Sch.	C	23.06	* 20.38	20.38	6.48
15	123	U16	VAN'EK Nicholas		Debenham High Sch	A	24.62	* 24.53	24.53	10.63





Did Not Start - Run 1 (4)

10	U16	SEWELL Jacob		Comberton Village Col.		DNS	DNS		
115	U16	BUSBY Charles		Berkhamsted	A	DNS	DNS		
124	U16	KOHLER Josh		Norwich Sch.		DNS	DNS		
153	U16	BARTLETT Arthur		Woodbridge Sch.		DNS	DNS		









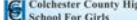

Disqualified - Run 1 (2)

113	U16	HETHERINGTON Max		Berkhamsted	A	DSQ	* 17.18		
114	U16	MONTERO Charlie		Berkhamsted	A	DSQ	* 17.31		



Did Not Start - Run 2 (4)

10	U16	SEWELL Jacob		Comberton Village Col.		DNS	DNS		
115	U16	BUSBY Charles		Berkhamsted	A	DNS	DNS		
124	U16	KOHLER Josh		Norwich Sch.		DNS	DNS		
153	U16	BARTLETT Arthur		Woodbridge Sch.		DNS	DNS		

=== ERSA Schools U19 / Girls ===

1	169	U19	COLLEN Grace		Norwich Sch.	E	15.85	* 15.79	15.79	
2	141	U19	SHELLEY Madeline		Ipswich High Sch.	A	16.39	* 16.31	16.31	0.52
3	173	U19	BYE Katherine		Woodbridge Sch.	A	16.63	* 16.52	16.52	0.73
4	134	U19	BLYTH Helena		Abbot's Hill	A	18.03	* 16.54	16.54	0.75
5	138	U19	HACKETT Layla		Colchester County High Sch.	A	32.41	* 16.79	16.79	1.00
6	145	U19	GOULD Lauren		New Hall Sch.	F	17.36	* 16.85	16.85	1.06
7	150	U19	GOMEZ CLARKE Ana		Notre Dame	B	17.24	* 17.05	17.05	1.26
8	8	U19	CHURCHILL Freya		Suffolk One Col.		* 18.91	19.33	18.91	3.12
9	139	U19	BOOTH Lucy		Colchester County High Sch.	A	24.44	* 21.61	21.61	5.82
10	140	U19	CSEREP Christina		Colchester County High Sch.	A	23.34	* 22.19	22.19	6.40

Did Not Start - Run 1 (2)

144	U19	MCLEISH Alice		New Hall Sch.	F	DNS	DNS		
152	U19	LAWSON India		Woodbridge Sch.		DNS	DNS		

Did Not Start - Run 2 (2)

144	U19	MCLEISH Alice		New Hall Sch.	F	DNS	DNS		
-----	-----	---------------	---	---------------	---	-----	-----	--	--


ERSA Schools Championship Event 2018

Supported by Snowsport England
















Special Slalom

=== SENIORS ===





ERSA Schools - Age Group Results

Rank	Bib.	Cat	Name	====	School	Team	Run 1	Run 2	Time	Gap
	152	U19	LAWSON India		Woodbridge Sch.		DNS	DNS		

=== ERSAs Schools U19 / Boys ===

1	161	U19	WARSOP Rowan		Notre Dame	A	13.76	* 13.36	13.36	
2	162	U19	STEWART Oliver		Sir Isaac Newton Sixth Form	A	13.70	* 13.46	13.46	0.10
3	159	U19	GOMEZ CLARKE Jamie		Notre Dame	A	13.90	* 13.88	13.88	0.52
4	171	U19	WALES Joe		Norwich Sch.	E	14.62	* 14.09	14.09	0.73
5	166	U19	LOUCAIDES Ed		St Albans Sch.	A	14.70	* 14.68	14.68	1.32
6	167	U19	FROST Sam		St Albans Sch.	A	15.48	* 14.89	14.89	1.53
7	168	U19	RHYDDERCH Louis		St Albans Sch.	A	15.31	* 14.94	14.94	1.58
8	156	U19	HUGHES Thomas		New Hall Sch.	G	15.46	* 15.15	15.15	1.79
9	165	U19	MILLER Madoc		St Albans Sch.	A	* 15.28	DSQ	15.28	1.92
10	158	U19	MARTIN Joe		New Hall Sch.	G	DNF	* 15.30	15.30	1.94
11	163	U19	KING Patrick		Sir Isaac Newton Sixth Form	A	* 15.47	DSQ	15.47	2.11
12	157	U19	MARTIN Alex		New Hall Sch.	G	16.53	* 15.49	15.49	2.13
13	172	U19	BYE Matt		Woodbridge Sch.	A	15.77	* 15.59	15.59	2.23
14	155	U19	HARDING Luke		New Hall Sch.	G	16.27	* 16.05	16.05	2.69
15	164	U19	KERR Kyle		Sir Isaac Newton Sixth Form	A	DSQ	* 19.32	19.32	5.96

Did Not Start - Run 1 (4)

170	U19	O'SHEA Jack		Norwich Sch.		DNS	DNS		
176	U19	AHIER Lucas		Wymondham High Aca.	A	DNS	DNS		
177	U19	WATSON Daniel		Wymondham High Aca.	A	DNS	DNS		
178	U19	CLARKE William		Wymondham High Aca.	A	DNS	DNS		





Did Not Finish - Run 1 (1)

158	U19	MARTIN Joe		New Hall Sch.	G	DNF	* 15.30		
-----	-----	------------	---	---------------	---	-----	---------	--	--



Disqualified - Run 1 (1)

164	U19	KERR Kyle		Sir Isaac Newton Sixth Form	A	DSQ	* 19.32		
-----	-----	-----------	---	-----------------------------	---	-----	---------	--	--

Did Not Start - Run 2 (4)

170	U19	O'SHEA Jack		Norwich Sch.		DNS	DNS		
176	U19	AHIER Lucas		Wymondham High Aca.	A	DNS	DNS		
177	U19	WATSON Daniel		Wymondham High Aca.	A	DNS	DNS		
178	U19	CLARKE William		Wymondham High Aca.	A	DNS	DNS		

Disqualified - Run 2 (2)

163	U19	KING Patrick		Sir Isaac Newton Sixth Form	A	* 15.47	DSQ		
165	U19	MILLER Madoc		St Albans Sch.	A	* 15.28	DSQ		

RECAP	1st RUN	2nd RUN	
Records:			181
Did Not Start:	21	22	43
NOT PERMITTED TO START:	0	0	0
Did Not Finish:	6	2	8
Disqualified:	15	6	21
Did Not Qualify for 2nd RUN:		0	0
At Finish:			159

ERSA Schools Championship Event 2018
Supported by Snowsport England
Special Slalom
=== SENIORS ===
ERSA Schools Team Results

Bib.	Name	====	Run 1	Run 2
------	------	------	-------	-------

=== ERSa Schools - Team/ U14 Girls ===

1 - St Albans High Sch. for Girl A total time: 2:01.72

30	WILLIS Pippa		21.39	21.03
31	SMITH Amy		20.09	19.16
32	RUST Olivia		21.33	20.56
33	BELL Matilda		20.57	20.01

2 - St Albans High Sch. for Girl B total time: 2:18.25 Gap: + 16.53

34	ECCLESTON Lara		22.54	22.40
35	LOUCAIDES Elizabeth		22.78	21.95
36	MALIK Yasna		25.53	23.05

3 - St Albans Girls Sch. B Total time: 3:19.60 Gap: + 1:17.88

26	CLIFFE Hannah		1:05.73	27.47
27	GOULD Madeline		25.36	25.28
28	TANDY Vanessa		29.60	26.16
29	COMINSKY Eva			

Abbot's Hill B Not Classified

18	CONNOLD Rosie			19.02
19	HUTCHINSON Emma			23.44
20	HUTCHINSON Freya			
21	SHREEVES Isobel			24.57

Comberton Village Col. A Not Classified

22	JONES Aimee		18.30	18.47
23	WELHAM Jessica			29.79
24	HAZEL Charlotte			25.86
25	PIOTROWIEZ Helena		1:37.08	23.51

=== ERSa Schools - Team/ U14 Boys ===

1 - Norwich Sch. D Total time: 1:30.86

53	CHAUHAN Rohan		15.17	14.68
54	WALES Jonny			16.61




























ERSA Schools Championship Event 2018

Supported by Snowsport England

Special Slalom

=== SENIORS ===

ERSA Schools Team Results

Bib.	Name	====	Run 1	Run 2
55	HILYER Herbie	 NORWICH SCHOO	16.49	16.51
56	OGDEN Alex	 NORWICH SCHOO	14.06	13.95
2 - Aldwickbury C			Total time: 1:45.02	Gap: + 14.16
37	WILSON George		17.77	16.92
38	KILPATRICK Max		19.56	17.38
39	WALTER Jasper		16.11	
40	WILSON William			17.28
3 - Aldwickbury E			Total time: 2:04.72	Gap: + 33.86
45	RHYDDERCH Jack		1:36.20	20.42
46	BROWN Noah		19.58	
47	LINDSAY Charlie		20.42	20.22
48	ELDER Louis		23.20	20.88
4 - Ipswich Sch. C			Total time: 2:23.72	Gap: + 52.86
49	PEARSON-SMITH Oliver		22.50	21.69
50	VAN-SOOTEN Sebastian		27.10	24.12
51	STRIPP Glenn			21.96
52	FENN Jacob		26.35	26.03
5 - Verulam Sch. B			Total time: 2:26.94	Gap: + 56.08
60	COOMBS Jacob		24.02	22.02
61	COOMBS Issaac		22.03	22.09
62	PIERSON Louis		29.61	27.17
Aldwickbury D			Not Classified	
41	MACKIE Patrick		18.09	17.74
42	OSMAN Lucas			
43	MEALEY Ben			18.04
44	TAYLOR Thomas		18.90	18.42
Verulam Sch. A			Not Classified	
57	BURT Henry		22.55	
58	EVANS Finley		22.59	21.24
59	PEET Henry		24.27	22.80
Woodbridge Sch. D			Not Classified	
63	GLENDINING Jimmy			21.25
64	BARKER Alex		21.92	21.58
65	IHENACHO Obi		24.88	22.95

=== ERSA Schools - Team/ U14 Mixed ===

1 - East Bergholt Sch. A			Total time: 1:53.59	
70	SMITH Ben		16.32	16.32

































ERSA Schools Championship Event 2018

Supported by Snowsport England

Special Slalom















=== SENIORS ===

ERSA Schools Team Results









Bib.	Name	====	Run 1	Run 2
71	PARTLETT-HULSTROM Albie		18.27	18.60
72	CHURCHILL Imogen		21.83	22.25
2 - New Hall Sch. D			Total time: 1:54.53	Gap: + 0.94
83	GOULD Chloe		18.68	18.10
84	MARTIN Todd		19.95	19.02
85	BROWN Connor		19.94	18.84
86	MARTIN Max			
3 - Royal Hospital Sch. A			Total time: 2:00.87	Gap: + 7.28
91	CONWAY Oli		21.09	26.31
92	KING Emily-Jane		18.72	18.53
93	VICOS Amelia		21.31	20.89
94	MAGUIRE Mia		22.34	20.33
4 - Greshams Prep B			Total time: 2:33.09	Gap: + 39.50
73	TEMPLE Freddy		41.56	16.23
74	MORGAN EVANS Izzy			21.78
75	ISAAC Lucy		26.12	27.07
181	SHIRE Alexander		24.38	23.02
5 - Ipswich Sch. B			Total time: 2:36.05	Gap: + 42.46
79	BREHENY Eleanor		25.25	24.46
80	WELDON Eleanor		28.89	28.54
81	RAVEENDRAN Rossene		27.92	27.39
82	HURLEY-GUEST Daniel		52.92	22.14
Berkhamsted B			Not Classified	
66	PAYNE Josh		18.05	
67	WESTONHULTZ-SMITH Annabelle			22.49
68	SHARMAN Hugo			19.27
69	WARNE Ben		16.20	15.81
Holmwood House C			Not Classified	
76	JARDINE Freya			
77	ROBERTON Jasper			
78	NERWLAND James			
New Hall Sch. E			Not Classified	
87	JEFFREY Emily			
88	JEFFREY Madeleine		21.67	
89	BAILEY Kyan		19.21	18.85
90	RYAN Aza		21.16	19.65
Wymondham Col. A			Not Classified	
95	HADINGHAM Alex		15.53	15.32
96	HOOK Ceil		18.44	18.45
97	CILLERS Oliver			22.92

Bib.	Name	====	Run 1	Run 2
------	------	------	-------	-------


=== ERSA Schools - Team/ U16 Girls ===




1 - Ipswich Sch. A		Total time: 1:46.94		
102	WOOD Caitlin		16.85	16.54
103	VENEBLES Felicity		15.95	27.60
104	SMITH Lottie		22.92	22.49
105	VENEBLES Phoebe		17.82	17.29
2 - St Albans Girls Sch. A		Total time: 1:47.70		Gap: + 0.76
109	BARDER Katie		15.70	15.37
110	BETTISON Saoirse		19.25	18.02
111	COMISKEY Myla		20.45	20.47
112	COOMBS Olivia		20.28	19.08
3 - Norwich High Sch. for Girls A		Total time: 1:52.24		Gap: + 5.30
106	LINCOLN Isabel		15.99	15.70
107	HOSIER Grace		20.70	20.69
108	McCARDEL Catherine		19.85	19.31
4 - Berkhamsted C		Total time: 1:57.01		Gap: + 10.07
98	BUSBY Grace		25.03	23.97
99	WIGHTMAN Olivia		20.99	19.96
100	RENEDER Julia			20.97
101	WARNE Charlotte		15.21	14.85

=== ERSA Schools - Team/ U16 Boys ===

1 - St Albans Sch. B		Total time: 1:39.15		
117	WILLIS Fraser		16.31	16.32
118	HARRIS Alex		16.50	15.67
119	RHYDDERCH Freddie		17.74	17.06
120	WHITE Fergus		17.42	16.93
Berkhamsted A		Not Classified		
113	HETHERINGTON Max			17.18
114	MONTERO Charlie			17.31
115	BUSBY Charles			
116	NEWTON Charlie		14.36	14.15

=== ERSA Schools - Team/ U16 Mixed ===

1 - Wymondham High Aca. B		Total time: 1:43.20		
130	WIMHURST Millie			21.21

Bib.	Name	====	Run 1	Run 2
131	UPRIGHT Jake		20.27	19.52
132	SCOTT-AMOS Beth		15.94	15.38
179	DAVIES Ben		16.10	15.99

2 - Woodbridge Sch. C Total time: 1:55.69 Gap: + 12.49

127	NA NAKHORN George		20.16	19.85
128	ALSTON Ruby		19.93	19.39
129	REID Oli		23.06	20.38
154	TURNER Beth		18.46	17.90

3 - Debenham High Sch A Total time: 1:56.79 Gap: + 13.59

121	FULCHER Lewis		17.92	17.40
122	FRANCIS Mia		16.32	16.00
123	VAN'EK Nicholas		24.62	24.53

=== ERSA Schools - Team/ U19 Girls ===

1 - New Hall Sch. F Total time: 1:35.88

144	MCLEISH Alice			
145	GOULD Lauren		17.36	16.85
146	HUGHES Sophie		15.34	15.24
147	MCLEISH Emily		15.73	15.36

2 - Ipswich High Sch. A Total time: 1:37.05 Gap: + 1.17

141	SHELLEY Madeline		16.39	16.31
142	SHELLEY Annie		15.40	15.39
143	MERRIGAN Elizabeth		17.17	16.39

3 - Notre Dame B Total time: 1:39.55 Gap: + 3.67

148	HOLMES Abby		14.82	14.75
149	POUNDALL Anya		18.00	17.69
150	GOMEZ CLARKE Ana		17.24	17.05
151	GROSE Elise			

4 - Abbot's Hill A Total time: 1:44.60 Gap: + 8.72

134	BLYTH Helena		18.03	16.54
135	SMITH Issie		17.35	17.97
136	PERRIS Harriet		18.76	17.63
137	PRICE-JAMES Ina		17.74	17.31

5 - Colchester County High Sch. Atal time: 2:20.78 Gap: + 44.90

138	HACKETT Layla		32.41	16.79
139	BOOTH Lucy		24.44	21.61
140	CSEREP Christina		23.34	22.19

Bib.	Name	====	Run 1	Run 2
------	------	------	-------	-------

=== ERSA Schools - Team/ U19 Boys ===

1 - Notre Dame A





Total time: 1:22.92

159	GOMEZ CLARKE Jamie		13.90	13.88
160	BUSHELL George		14.12	13.90
161	WARSOP Rowan		13.76	13.36

2 - St Albans Sch. A

Total time: 1:29.80

Gap: + 6.88

165	MILLER Madoc		15.28	
166	LOUCAIDES Ed		14.70	14.68
167	FROST Sam		15.48	14.89
168	RHYDDERCH Louis		15.31	14.94

3 - New Hall Sch. G




Total time: 1:34.20

Gap: + 11.28

155	HARDING Luke		16.27	16.05
156	HUGHES Thomas		15.46	15.15
157	MARTIN Alex		16.53	15.49
158	MARTIN Joe			15.30

Sir Isaac Newton Sixth Form A

Not Classified

162	STEWART Oliver		13.70	13.46
163	KING Patrick		15.47	
164	KERR Kyle			19.32

Wymondham High Aca. A

Not Classified

176	AHIER Lucas			
177	WATSON Daniel			
178	CLARKE William			

=== ERSA Schools - Team/ U19 Mixed ===

1 - Woodbridge Sch. A

Total time: 1:36.55

172	BYE Matt		15.77	15.59
173	BYE Katherine		16.63	16.52
174	HUTCHINSON Max		17.58	17.41
175	BARTLETT Honor		16.60	15.44

2 - Norwich Sch. E

Total time: 1:49.69

Gap: + 13.14

125	PALMER Alice		25.16	24.18
126	CHALK Natalie		26.12	24.52
169	COLLEN Grace		15.85	15.79
171	WALES Joe		14.62	14.09

ERSA Schools Championship Event 2018
Supported by Snowsport England
Special Slalom
=== SENIORS ===
ERSA Schools Team Results

Bib.	Name	====	Run 1	Run 2
1 - Notre Dame		Total time: 1:22.92		
148	HOLMES Abby		14.82	14.75
149	POUNDALL Anya		18.00	17.69
150	GOMEZ CLARKE Ana		17.24	17.05
151	GROSE Elise			
159	GOMEZ CLARKE Jamie		13.90	13.88
160	BUSHELL George		14.12	13.90
161	WARSOP Rowan		13.76	13.36
2 - Norwich Sch.		Total time: 1:26.57		Gap: + 3.65
53	CHAUHAN Rohan		15.17	14.68
54	WALES Jonny			16.61
55	HILYER Herbie		16.49	16.51
56	OGDEN Alex		14.06	13.95
124	KOHLER Josh			
125	PALMER Alice		25.16	24.18
126	CHALK Natalie		26.12	24.52
169	COLLEN Grace		15.85	15.79
170	O'SHEA Jack			
171	WALES Joe		14.62	14.09
3 - St Albans Sch.		Total time: 1:29.80		Gap: + 6.88
117	WILLIS Fraser		16.31	16.32
118	HARRIS Alex		16.50	15.67
119	RHYDDERCH Freddie		17.74	17.06
120	WHITE Fergus		17.42	16.93
165	MILLER Madoc		15.28	
166	LOUCAIDES Ed		14.70	14.68
167	FROST Sam		15.48	14.89
168	RHYDDERCH Louis		15.31	14.94
4 - Berkhamsted		Total time: 1:30.58		Gap: + 7.66
1	MOUNTAIN Lizzie			
66	PAYNE Josh		18.05	
67	WESTONHULTZ-SMITH Annabelle			22.49
68	SHARMAN Hugo			19.27
69	WARNE Ben		16.20	15.81
98	BUSBY Grace		25.03	23.97
99	WIGHTMAN Olivia		20.99	19.96

ERSA Schools Championship Event 2018

Supported by Snowsport England

Special Slalom

=== SENIORS ===

ERSA Schools Team Results

Bib.	Name	=====	Run 1	Run 2
100	RENER Julia			20.97
101	WARNE Charlotte		15.21	14.85
113	HETHERINGTON Max			17.18
114	MONTERO Charlie			17.31
115	BUSBY Charles			
116	NEWTON Charlie		14.36	14.15

5 - New Hall Sch. Total time: 1:32.22 Gap: + 9.30

13	HOWGEGO James		19.07	40.43
83	GOULD Chloe		18.68	18.10
84	MARTIN Todd		19.95	19.02
85	BROWN Connor		19.94	18.84
86	MARTIN Max			
87	JEFFREY Emily			
88	JEFFREY Madeleine		21.67	
89	BAILEY Kyan		19.21	18.85
90	RYAN Aza		21.16	19.65
144	MCLEISH Alice			
145	GOULD Lauren		17.36	16.85
146	HUGHES Sophie		15.34	15.24
147	MCLEISH Emily		15.73	15.36
155	HARDING Luke		16.27	16.05
156	HUGHES Thomas		15.46	15.15
157	MARTIN Alex		16.53	15.49
158	MARTIN Joe			15.30

6 - Woodbridge Sch. Total time: 1:36.55 Gap: + 13.63







63	GLENDINING Jimmy			21.25
64	BARKER Alex		21.92	21.58
65	IHENACHO Obi		24.88	22.95
127	NA NAKHORN George		20.16	19.85
128	ALSTON Ruby		19.93	19.39
129	REID Oli		23.06	20.38
152	LAWSON India			
153	BARTLETT Arthur			
154	TURNER Beth		18.46	17.90
172	BYE Matt		15.77	15.59
173	BYE Katherine		16.63	16.52
174	HUTCHINSON Max		17.58	17.41
175	BARTLETT Honor		16.60	15.44

7 - Ipswich High Sch. Total time: 1:37.05 Gap: + 14.13













141	SHELLEY Madeline		16.39	16.31
142	SHELLEY Annie		15.40	15.39
143	MERRIGAN Elizabeth		17.17	16.39

8 - Wymondham High Aca. Total time: 1:43.20 Gap: + 20.28

130	WIMHURST Millie			21.21
131	UPRIGHT Jake		20.27	19.52

Bib.	Name	====	Run 1	Run 2
132	SCOTT-AMOS Beth		15.94	15.38
133	WIMHURST Hannah		25.74	24.82
176	AHIER Lucas			
177	WATSON Daniel			
178	CLARKE William			
179	DAVIES Ben		16.10	15.99

9 - Aldwickbury Total time: 1:43.55 Gap: + 20.63

37	WILSON George		17.77	16.92
38	KILPATRICK Max		19.56	17.38
39	WALTER Jasper		16.11	
40	WILSON William			17.28
41	MACKIE Patrick		18.09	17.74
42	OSMAN Lucas			
43	MEALEY Ben			18.04
44	TAYLOR Thomas		18.90	18.42
45	RHYDDERCH Jack		1:36.20	20.42
46	BROWN Noah		19.58	
47	LINDSAY Charlie		20.42	20.22
48	ELDER Louis		23.20	20.88

10 - Abbot's Hill Total time: 1:44.60 Gap: + 21.68




































18	CONNOLD Rosie			19.02
19	HUTCHINSON Emma			23.44
20	HUTCHINSON Freya			
21	SHREEVES Isobel			24.57
134	BLYTH Helena		18.03	16.54
135	SMITH Issie		17.35	17.97
136	PERRIS Harriet		18.76	17.63
137	PRICE-JAMES Ina		17.74	17.31

11 - Ipswich Sch. Total time: 1:46.14 Gap: + 23.22

49	PEARSON-SMITH Oliver		22.50	21.69
50	VAN-SCOOTEN Sebastian		27.10	24.12
51	STRIPP Glenn			21.96
52	FENN Jacob		26.35	26.03
79	BREHENY Eleanor		25.25	24.46
80	WELDON Eleanor		28.89	28.54
81	RAVEENDRAN Rossene		27.92	27.39
82	HURLEY-GUEST Daniel		52.92	22.14
102	WOOD Caitlin		16.85	16.54
103	VENEBLES Felicity		15.95	27.60
104	SMITH Lottie		22.92	22.49
105	VENEBLES Phoebe		17.82	17.29

12 - St Albans Girls Sch. Total time: 1:47.70 Gap: + 24.78

26	CLIFFE Hannah		1:05.73	27.47
27	GOULD Madeline		25.36	25.28
28	TANDY Vanessa		29.60	26.16

Bib.	Name	====	Run 1	Run 2
29	COMINSKY Eva			
109	BARDER Katie		15.70	15.37
110	BETTISON Saoirse		19.25	18.02
111	COMISKEY Myla		20.45	20.47
112	COOMBS Olivia		20.28	19.08
13 - Royal Hospital Sch.			Total time: 1:51.13	Gap: + 28.21
14	BAKER Giles		16.35	16.11
91	CONWAY Oli		21.09	26.31
92	KING Emily-Jane		18.72	18.53
93	VICOS Amelia		21.31	20.89
94	MAGUIRE Mia		22.34	20.33
14 - Norwich High Sch. for Girls			Total time: 1:52.24	Gap: + 29.32
106	LINCOLN Isabel		15.99	15.70
107	HOSIER Grace		20.70	20.69
108	McCARDEL Catherine		19.85	19.31
15 - East Bergholt Sch.			Total time: 1:53.59	Gap: + 30.67
70	SMITH Ben		16.32	16.32
71	PARTLETT-HULSTROM Albie		18.27	18.60
72	CHURCHILL Imogen		21.83	22.25
16 - Debenham High Sch			Total time: 1:56.79	Gap: + 33.87
121	FULCHER Lewis		17.92	17.40
122	FRANCIS Mia		16.32	16.00
123	VAN'EK Nicholas		24.62	24.53
17 - St Albans High Sch. for Girl			Total time: 2:01.72	Gap: + 38.80
5	FROST Katie			
6	OLIVER Mabel			
30	WILLIS Pippa		21.39	21.03
31	SMITH Amy		20.09	19.16
32	RUST Olivia		21.33	20.56
33	BELL Matilda		20.57	20.01
34	ECCLESTON Lara		22.54	22.40
35	LOUCAIDES Elizabeth		22.78	21.95
36	MALIK Yasna		25.53	23.05
18 - Verulam Sch.			Total time: 2:12.52	Gap: + 49.60
57	BURT Henry		22.55	
58	EVANS Finley		22.59	21.24
59	PEET Henry		24.27	22.80
60	COOMBS Jacob		24.02	22.02
61	COOMBS Issaac		22.03	22.09
62	PIERSON Louis		29.61	27.17
19 - Colchester County High Sch.			Total time: 2:20.78	Gap: + 57.86
138	HACKETT Layla		32.41	16.79

























ERSA Schools Championship Event 2018

Supported by Snowsport England

Special Slalom

=== SENIORS ===

ERSA Schools Team Results

Bib.	Name	====	Run 1	Run 2
139	BOOTH Lucy		24.44	21.61
140	CSEREP Christina		23.34	22.19
20 - Greshams Prep			Total time: 2:33.09	Gap: + 1:10.17
73	TEMPLE Freddy		41.56	16.23
74	MORGAN EVANS Izzy			21.78
75	ISAAC Lucy		26.12	27.07
181	SHIRE Alexander		24.38	23.02
Chelmsford County High Sch.			Not Classified	
2	SMITH Sylvie		23.04	22.24
City Of Norwich Sch.			Not Classified	
9	MONTGOMERY Freddie		15.20	15.20
Comberton Village Col.			Not Classified	
10	SEWELL Jacob			
22	JONES Aimee		18.30	18.47
23	WELHAM Jessica			29.79
24	HAZEL Charlotte			25.86
25	PIOTROWIEZ Helena		1:37.08	23.51
Hedingham Sch.			Not Classified	
3	GLADIN Amber		16.44	16.36
Hethersett Aca.			Not Classified	
11	COZENS Sam		16.99	17.12
Holmwood House			Not Classified	
76	JARDINE Freya			
77	ROBERTON Jasper			
78	NERWLAND James			
Kesgrave High Sch.			Not Classified	
4	WEST Sophie		17.39	17.23
King Edward VI Grammar Sch.			Not Classified	
12	SMITH Albert		22.52	20.74
Kirkstone House Sch.			Not Classified	
180	BLACKWELL Lucy		16.27	16.42
Sir Isaac Newton Sixth Form			Not Classified	
162	STEWART Oliver		13.70	13.46
163	KING Patrick		15.47	
164	KERR Kyle			19.32









ERSA Schools Championship Event 2018

Supported by Snowsport England

Special Slalom

=== SENIORS ===

ERSA Schools Team Results

Bib.	Name	=====	Run 1	Run 2
St Albans High Sch. Ipswich			Not Classified	
7	SAUNDERS Mackenzi		18.91	19.57
Suffolk One Col.			Not Classified	
8	CHURCHILL Freya		18.91	19.33
Thomas Mills High Sch.			Not Classified	
15	ALI Dylan		33.46	16.78
Thorpe St Andrew High Sch.			Not Classified	
16	MARSH Joel		14.38	14.37
Westcliff High Sch.			Not Classified	
17	BALE Thomas		20.48	
Wymondham Col.			Not Classified	
95	HADINGHAM Alex		15.53	15.32
96	HOOK Ceil		18.44	18.45
97	CILLERS Oliver			22.92