

EASTERN REGION SNOWSPORTS ASSOCIATION

SKI CHAMPIONSHIPS 2017 (Welwyn)

Special Slalom - U12's (Girls & Boys)

ERSA Championships - PLASTIC - Final Ranking



Rank	Bib.	RegNo	Year	Cat	(Rank Name)	====	Club	Run 1	Run 2	Run 3	Time	Gap	Points	Perf.
------	------	-------	------	-----	-------------	------	------	-------	-------	-------	------	-----	--------	-------

=== ERSA Under 08 Girls ===

1	68		2012	U08 (1)	ANDERSON Esme		VIK	* 20.83	* 21.79	DSQ	42.62		539.98	- 117.18
2	73		2011	U08 (2)	GRIMES Roberta		VIK	23.88	* 22.98	* 22.84	45.82	3.20	627.08	- 37.75

Disqualified - Run 3 (1)

	68		2012	U08	ANDERSON Esme		VIK	* 20.83	* 21.79	DSQ				
--	----	--	------	-----	---------------	-----------------------------------------------------------------------------------	-----	---------	---------	-----	--	--	--	--

=== ERSA Under 08 Boys ===

1	24		2010	U08 (1)	WONTNER Rufus		BOW	* 15.82	17.06	* 16.02	31.84		283.06	-
2	19		2010	U08 (2)	LAST William		NOR	DSQ	* 18.04	* 16.94	34.98	3.14	372.11	+ 159.44

Disqualified - Run 1 (1)

	19		2010	U08	LAST William		NOR	DSQ	* 18.04	* 16.94				
--	----	--	------	-----	--------------	-------------------------------------------------------------------------------------	-----	-----	---------	---------	--	--	--	--

=== ERSA Under 10 Girls ===

1	54	24022	2009	U10 (1)	SADLER Isabel		HEM	* 11.96	* 11.96	12.10	23.92		31.03	- 13.78
2	71		2008	U10 (2)	AMOS Lilly-Ella		ESX	* 12.24	25.06	* 12.77	25.01	1.09	60.69	- 46.21
3	56	23666	2008	U10 (3)	HOWESON Lucy		HEM	* 12.74	DSQ	* 12.69	25.43	1.51	72.12	+ 2.39
4	59	23929	2009	U10 (4)	MAGNANI Emily		HEM	13.87	* 13.11	* 13.18	26.29	2.37	95.53	- 66.06
5	63		2008	U10 (5)	JELPIDIFOROVA Valeria		ESX	13.57	* 13.51	* 13.43	26.94	3.02	113.22	+ 37.30
6	55		2009	U10 (6)	WELSH Madeleine		VIK	13.98	* 13.72	* 13.78	27.50	3.58	128.46	- 19.82
7	69		2009	U10 (7)	EVEREST Phoebe		BOW	1:19.55	* 16.57	* 16.20	32.77	8.85	271.90	-

Did Not Start - Run 1 (2)

	66		2008	U10	BOZZETTO Josephine		HEM	DNS	DNS	DNS				
	72	23258	2008	U10	BUNTON Aimee		HEM	DNS	DNS	DNS				

Did Not Start - Run 2 (2)

	66		2008	U10	BOZZETTO Josephine		HEM	DNS	DNS	DNS				
	72	23258	2008	U10	BUNTON Aimee		HEM	DNS	DNS	DNS				

Disqualified - Run 2 (1)

	56	23666	2008	U10	HOWESON Lucy		HEM	* 12.74	DSQ	* 12.69				
--	----	-------	------	-----	--------------	-------------------------------------------------------------------------------------	-----	---------	-----	---------	--	--	--	--

Did Not Start - Run 3 (2)

	66		2008	U10	BOZZETTO Josephine		HEM	DNS	DNS	DNS				
--	----	--	------	-----	--------------------	-------------------------------------------------------------------------------------	-----	-----	-----	-----	--	--	--	--

EASTERN REGION SNOWSPORTS ASSOCIATION

SKI CHAMPIONSHIPS 2017 (Welwyn)

Special Slalom - U12's (Girls & Boys)

ERSA Championships - PLASTIC - Final Ranking

Rank	Bib.	RegNo	Year	Cat	(Rank Name)	====	Club	Run 1	Run 2	Run 3	Time	Gap	Points	Perf.
	72	23258	2008	U10	BUNTON Aimee		HEM	DNS	DNS	DNS				

=== ERSA Under 10 Boys ===

1	7	23655	2008	U10 (1)	PARKER Alfie		HEM	* 11.89	11.96	* 11.54	23.43		44.53	+ 19.58
2	25	23898	2008	U10 (2)	WONTNER Benjamin		BOW	* 12.24	12.45	* 12.35	24.59	1.16	77.43	-
3	12	23186	2008	U10 (3)	ORZEL Adam		MID	18.55	* 12.66	* 12.32	24.98	1.55	88.49	+ 36.05
4	4		2009	U10 (4)	BLACKWELL Jasper		TAL	DSQ	* 12.95	* 12.69	25.64	2.21	107.21	- 20.87
5	18		2009	U10 (5)	HARTNELL Sonny		NOR	15.52	* 15.36	* 14.79	30.15	6.72	235.12	+ 50.49
6	22		2009	U10 (6)	HARTNELL Freddy		NOR	* 16.61	* 16.90	18.08	33.51	10.08	330.42	+ 21.67

Did Not Start - Run 1 (3)

	20		2009	U10	CUTHBERT Adam Richard		SMK	DNS	DNS	DNS				
	23		2009	U10	BRADY Aran		HEM	DNS	DNS	DNS				
	30		2009	U10	GRIMES Myles		VIK	DNS	DNS	DNS				

Disqualified - Run 1 (1)

	4		2009	U10	BLACKWELL Jasper		TAL	DSQ	* 12.95	* 12.69				
--	---	--	------	-----	------------------	-----------------------------------------------------------------------------------	-----	-----	---------	---------	--	--	--	--









Did Not Start - Run 2 (3)

	20		2009	U10	CUTHBERT Adam Richard		SMK	DNS	DNS	DNS				
	23		2009	U10	BRADY Aran		HEM	DNS	DNS	DNS				
	30		2009	U10	GRIMES Myles		VIK	DNS	DNS	DNS				

Did Not Start - Run 3 (3)

	20		2009	U10	CUTHBERT Adam Richard		SMK	DNS	DNS	DNS				
	23		2009	U10	BRADY Aran		HEM	DNS	DNS	DNS				
	30		2009	U10	GRIMES Myles		VIK	DNS	DNS	DNS				

=== ERSA Under 12 Girls ===

1	57	22938	2006	U12 (1)	HOWESON Olivia		HEM	11.47	* 11.38	* 11.40	22.78		0.00	+ 20.60
2	51	22136	2006	U12 (2)	ORZEL Emilia		MID	DNF	* 12.14	* 11.63	23.77	0.99	26.94	- 4.90
3	64	22930	2006	U12 (3)	BLACKWELL Lucy		TAL	* 12.32	DSQ	* 11.66	23.98	1.20	32.66	+ 44.44
4	60		2007	U12 (4)	BUSHELL Grace		NOR	12.48	* 12.27	* 11.76	24.03	1.25	34.02	+ 14.09
5	70	23295	2006	U12 (5)	TOMS Felicity		BRO	22.75	* 12.45	* 12.21	24.66	1.88	51.17	- 4.03
6	61		2007	U12 (6)	SARKAR Anna		ESX	* 12.53	* 12.92	13.54	25.45	2.67	72.67	- 16.36
7	58		2006	U12 (7)	VENABLES Phoebe		VIK	* 13.54	14.06	* 13.75	27.29	4.51	122.75	+ 81.65
8	53		2007	U12 (8)	LAST Isabelle		NOR	15.01	* 14.87	* 14.89	29.76	6.98	189.97	+ 55.47
9	52		2007	U12 (9)	GIBBS Heidi		NOR	* 15.73	16.20	* 15.53	31.26	8.48	230.80	+ 6.04
10	65		2007	U12 (10)	KITCHING Martha		VIK	* 16.41	16.87	* 16.69	33.10	10.32	280.88	+ 38.23
11	62		2007	U12 (11)	LINCOLN Imogen		NOR	* 16.23	* 16.97	17.74	33.20	10.42	283.60	+ 70.29

Did Not Start - Run 1 (1)

	67		2006	U12	BRADY Anais		HEM	DNS	DNS	DNS				
--	----	--	------	-----	-------------	-------------------------------------------------------------------------------------	-----	-----	-----	-----	--	--	--	--

Did Not Finish - Run 1 (1)

	51	22136	2006	U12	ORZEL Emilia		MID	DNF	* 12.14	* 11.63				
--	----	-------	------	-----	--------------	-------------------------------------------------------------------------------------	-----	-----	---------	---------	--	--	--	--

Did Not Start - Run 2 (1)

	67		2006	U12	BRADY Anais		HEM	DNS	DNS	DNS				
--	----	--	------	-----	-------------	-------------------------------------------------------------------------------------	-----	-----	-----	-----	--	--	--	--

EASTERN REGION SNOWSPORTS ASSOCIATION

SKI CHAMPIONSHIPS 2017 (Welwyn)

Special Slalom - U12's (Girls & Boys)

ERSA Championships - PLASTIC - Final Ranking

Rank	Bib.	RegNo	Year	Cat	(Rank Name)	====	Club	Run 1	Run 2	Run 3	Time	Gap	Points	Perf.
------	------	-------	------	-----	-------------	------	------	-------	-------	-------	------	-----	--------	-------







Disqualified - Run 2 (1)

64	22930	2006	U12	BLACKWELL Lucy		TAL	* 12.32	DSQ	* 11.66					
----	-------	------	-----	----------------	-----------------------------------------------------------------------------------	-----	---------	-----	---------	--	--	--	--	--

Did Not Start - Run 3 (1)

67		2006	U12	BRADY Anais		HEM	DNS	DNS	DNS					
----	--	------	-----	-------------	-----------------------------------------------------------------------------------	-----	-----	-----	-----	--	--	--	--	--

=== ERSA Under 12 Boys ===

1	5	22059	2006	U12 (1)	DADE Jake		NOR	* 10.88	11.21	* 10.98	21.86		0.00	+ 22.87
2	6	23557	2007	U12 (2)	MITCHELL Kieran		NOR	11.79	* 11.41	* 11.17	22.58	0.72	20.42	+ 9.55
3	10		2006	U12 (3)	HADINGHAM Alex		NOR	11.36	* 11.31	* 11.28	22.59	0.73	20.70	- 2.78
4	26	22363	2006	U12 (4)	BROWN Ben		BRO	11.87	* 11.59	* 11.36	22.95	1.09	30.91	- 34.57
5	11	23617	2006	U12 (5)	SADLER Oliver		HEM	DSQ	* 12.16	* 11.91	24.07	2.21	62.68	- 20.94
6	2		2007	U12 (6)	WOOD George		VIK	* 12.39	12.56	* 12.48	24.87	3.01	85.37	+ 19.34
7	27		2006	U12 (7)	EVEREST Toby		BOW	12.73	* 12.30	* 12.63	24.93	3.07	87.07	-
8	1		2006	U12 (8)	PHILLIPS Daniel		WGC	DSQ	* 12.73	* 12.52	25.25	3.39	96.15	- 8.95
9	15		2007	U12 (9)	SEWELL Bertie		NOR	* 12.92	* 12.73	13.63	25.65	3.79	107.49	+ 22.39
10	17		2007	U12 (10)	GODLEY Benedict		WGC	* 12.89	12.99	* 12.84	25.73	3.87	109.76	- 57.26
11	3		2006	U12 (11)	PENNECK Alexander		ESX	13.27	* 12.67	* 13.11	25.78	3.92	111.18	+ 0.22
12	29	23784	2006	U12 (12)	TOVARLAZA Oliver		CHT	* 13.43	13.54	* 12.81	26.24	4.38	124.23	- 80.98
12	8		2006	U12 (12)	JELPIDIFOROVA Eric		ESX	13.41	* 12.95	* 13.29	26.24	4.38	124.23	+ 61.96
14	13		2007	U12 (14)	VERGANI Alberto		HEM	14.24	* 14.12	* 13.81	27.93	6.07	172.16	+ 62.34
15	16		2006	U12 (15)	BROWNE Freddie		NOR	* 14.49	* 14.17	15.01	28.66	6.80	192.86	+ 37.86
16	21		2007	U12 (16)	FORDE - POGSON Hayden		NOR	* 16.34	16.79	* 16.42	32.76	10.90	309.15	+ 27.95
17	28		2007	U12 (17)	CHILDS Scott		WGC	* 16.96	17.62	* 16.03	32.99	11.13	315.67	- 1.08

Did Not Start - Run 1 (1)

14		2006	U12	BOZZETTO Augustin		HEM	DNS	DNS	DNS					
----	--	------	-----	-------------------	-------------------------------------------------------------------------------------	-----	-----	-----	-----	--	--	--	--	--

Disqualified - Run 1 (3)

1		2006	U12	PHILLIPS Daniel		WGC	DSQ	* 12.73	* 12.52					
9	22673	2007	U12	ATKINSON Liam		CHT	DSQ	* 12.10	DSQ					
11	23617	2006	U12	SADLER Oliver		HEM	DSQ	* 12.16	* 11.91					

Did Not Start - Run 2 (1)

14		2006	U12	BOZZETTO Augustin		HEM	DNS	DNS	DNS					
----	--	------	-----	-------------------	-------------------------------------------------------------------------------------	-----	-----	-----	-----	--	--	--	--	--

Did Not Start - Run 3 (1)

14		2006	U12	BOZZETTO Augustin		HEM	DNS	DNS	DNS					
----	--	------	-----	-------------------	-------------------------------------------------------------------------------------	-----	-----	-----	-----	--	--	--	--	--

Disqualified - Run 3 (1)

9	22673	2007	U12	ATKINSON Liam		CHT	DSQ	* 12.10	DSQ					
---	-------	------	-----	---------------	-------------------------------------------------------------------------------------	-----	-----	---------	-----	--	--	--	--	--





















EASTERN REGION SNOWSPORTS ASSOCIATION

SKI CHAMPIONSHIPS 2017 (Welwyn)




Special Slalom - U12's (Girls & Boys)

ERSA Championships - PLASTIC - Final Ranking



Rank	Bib.	RegNo	Year	Cat	(Rank Name)	====	Club	Run 1	Run 2	Run 3	Time	Gap	Points	Perf.
==ERSA Girls and Ladies ==														
1	57	22938	2006	U12 (1)	HOWESON Olivia		HEM	11.47	* 11.38	* 11.40	22.78	0.00	26.94	+ 20.60
2	51	22136	2006	U12 (2)	ORZEL Emilia		MID	DNF	* 12.14	* 11.63	23.77	0.99	26.94	- 4.90
3	54	24022	2009	U10 (1)	SADLER Isabel		HEM	* 11.96	* 11.96	12.10	23.92	1.14	31.03	- 13.78
4	64	22930	2006	U12 (3)	BLACKWELL Lucy		TAL	* 12.32	DSQ	* 11.66	23.98	1.20	32.66	+ 44.44
5	60		2007	U12 (4)	BUSHELL Grace		NOR	12.48	* 12.27	* 11.76	24.03	1.25	34.02	+ 14.09
6	70	23295	2006	U12 (5)	TOMS Felicity		BRO	22.75	* 12.45	* 12.21	24.66	1.88	51.17	- 4.03
7	71		2008	U10 (2)	AMOS Lilly-Ella		ESX	* 12.24	25.06	* 12.77	25.01	2.23	60.69	- 46.21
8	56	23666	2008	U10 (3)	HOWESON Lucy		HEM	* 12.74	DSQ	* 12.69	25.43	2.65	72.12	+ 2.39
9	61		2007	U12 (6)	SARKAR Anna		ESX	* 12.53	* 12.92	13.54	25.45	2.67	72.67	- 16.36
10	59	23929	2009	U10 (4)	MAGNANI Emily		HEM	13.87	* 13.11	* 13.18	26.29	3.51	95.53	- 66.06
11	63		2008	U10 (5)	JELPIDIFOROVA Valeria		ESX	13.57	* 13.51	* 13.43	26.94	4.16	113.22	+ 37.30
12	58		2006	U12 (7)	VENABLES Phoebe		VIK	* 13.54	14.06	* 13.75	27.29	4.51	122.75	+ 81.65
13	55		2009	U10 (6)	WELSH Madeleine		VIK	13.98	* 13.72	* 13.78	27.50	4.72	128.46	- 19.82
14	53		2007	U12 (8)	LAST Isabelle		NOR	15.01	* 14.87	* 14.89	29.76	6.98	189.97	+ 55.47
15	52		2007	U12 (9)	GIBBS Heidi		NOR	* 15.73	16.20	* 15.53	31.26	8.48	230.80	+ 6.04
16	69		2009	U10 (7)	EVEREST Phoebe		BOW	1:19.55	* 16.57	* 16.20	32.77	9.99	271.90	-
17	65		2007	U12 (10)	KITCHING Martha		VIK	* 16.41	16.87	* 16.69	33.10	10.32	280.88	+ 38.23
18	62		2007	U12 (11)	LINCOLN Imogen		NOR	* 16.23	* 16.97	17.74	33.20	10.42	283.60	+ 70.29
19	68		2012	U08 (1)	ANDERSON Esme		VIK	* 20.83	* 21.79	DSQ	42.62	19.84	539.98	- 117.18
20	73		2011	U08 (2)	GRIMES Roberta		VIK	23.88	* 22.98	* 22.84	45.82	23.04	627.08	- 37.75




Did Not Start - Run 1 (3)

66		2008	U10	BOZZETTO Josephine		HEM	DNF	DNF	DNF					
67		2006	U12	BRADY Anais		HEM	DNF	DNF	DNF					
72	23258	2008	U10	BUNTON Aimee		HEM	DNF	DNF	DNF					


Did Not Finish - Run 1 (1)

51	22136	2006	U12	ORZEL Emilia		MID	DNF	* 12.14	* 11.63					
----	-------	------	-----	--------------	-------------------------------------------------------------------------------------	-----	-----	---------	---------	--	--	--	--	--

Did Not Start - Run 2 (3)

66		2008	U10	BOZZETTO Josephine		HEM	DNF	DNF	DNF					
67		2006	U12	BRADY Anais		HEM	DNF	DNF	DNF					
72	23258	2008	U10	BUNTON Aimee		HEM	DNF	DNF	DNF					

Disqualified - Run 2 (2)

56	23666	2008	U10	HOWESON Lucy		HEM	* 12.74	DSQ	* 12.69					
64	22930	2006	U12	BLACKWELL Lucy		TAL	* 12.32	DSQ	* 11.66					

Did Not Start - Run 3 (3)



66		2008	U10	BOZZETTO Josephine		HEM	DNF	DNF	DNF					
----	--	------	-----	--------------------	-------------------------------------------------------------------------------------	-----	-----	-----	-----	--	--	--	--	--

EASTERN REGION SNOWSPORTS ASSOCIATION

SKI CHAMPIONSHIPS 2017 (Welwyn)

Special Slalom - U12's (Girls & Boys)



ERSA Championships - PLASTIC - Final Ranking

Rank	Bib.	RegNo	Year	Cat	(Rank Name)	====	Club	Run 1	Run 2	Run 3	Time	Gap	Points	Perf.
	67		2006	U12	BRADY Anais		HEM	DNS	DNS	DNS				
	72	23258	2008	U10	BUNTON Aimee		HEM	DNS	DNS	DNS				





Disqualified - Run 3 (1)

	68		2012	U08	ANDERSON Esme		VIK	* 20.83	* 21.79	DSQ				
--	----	--	------	-----	----------------------	-----------------------------------------------------------------------------------	-----	---------	---------	-----	--	--	--	--

== ERSa Boys and Men ==

1	5	22059	2006	U12 (1)	DADE Jake		NOR	* 10.88	11.21	* 10.98	21.86		0.00	+ 22.87
2	6	23557	2007	U12 (2)	MITCHELL Kieran		NOR	11.79	* 11.41	* 11.17	22.58	0.72	20.42	+ 9.55
3	10		2006	U12 (3)	HADINGHAM Alex		NOR	11.36	* 11.31	* 11.28	22.59	0.73	20.70	- 2.78
4	26	22363	2006	U12 (4)	BROWN Ben		BRO	11.87	* 11.59	* 11.36	22.95	1.09	30.91	- 34.57
5	7	23655	2008	U10 (1)	PARKER Alfie		HEM	* 11.89	11.96	* 11.54	23.43	1.57	44.53	+ 19.58
6	11	23617	2006	U12 (5)	SADLER Oliver		HEM	DSQ	* 12.16	* 11.91	24.07	2.21	62.68	- 20.94
7	25	23898	2008	U10 (2)	WONTNER Benjamin		BOW	* 12.24	12.45	* 12.35	24.59	2.73	77.43	-
8	2		2007	U12 (6)	WOOD George		VIK	* 12.39	12.56	* 12.48	24.87	3.01	85.37	+ 19.34
9	27		2006	U12 (7)	EVEREST Toby		BOW	12.73	* 12.30	* 12.63	24.93	3.07	87.07	-
10	12	23186	2008	U10 (3)	ORZEL Adam		MID	18.55	* 12.66	* 12.32	24.98	3.12	88.49	+ 36.05
11	1		2006	U12 (8)	PHILLIPS Daniel		WGC	DSQ	* 12.73	* 12.52	25.25	3.39	96.15	- 8.95
12	4		2009	U10 (4)	BLACKWELL Jasper		TAL	DSQ	* 12.95	* 12.69	25.64	3.78	107.21	- 20.87
13	15		2007	U12 (9)	SEWELL Bertie		NOR	* 12.92	* 12.73	13.63	25.65	3.79	107.49	+ 22.39
14	17		2007	U12 (10)	GODLEY Benedict		WGC	* 12.89	12.99	* 12.84	25.73	3.87	109.76	- 57.26
15	3		2006	U12 (11)	PENNECK Alexander		ESX	13.27	* 12.67	* 13.11	25.78	3.92	111.18	+ 0.22
16	29	23784	2006	U12 (12)	TOVARLAZA Oliver		CHT	* 13.43	13.54	* 12.81	26.24	4.38	124.23	- 80.98
16	8		2006	U12 (12)	JELPIDIFOROVA Eric		ESX	13.41	* 12.95	* 13.29	26.24	4.38	124.23	+ 61.96
18	13		2007	U12 (14)	VERGANI Alberto		HEM	14.24	* 14.12	* 13.81	27.93	6.07	172.16	+ 62.34
19	16		2006	U12 (15)	BROWNE Freddie		NOR	* 14.49	* 14.17	15.01	28.66	6.80	192.86	+ 37.86
20	18		2009	U10 (5)	HARTNELL Sonny		NOR	15.52	* 15.36	* 14.79	30.15	8.29	235.12	+ 50.49
21	24		2010	U08 (1)	WONTNER Rufus		BOW	* 15.82	17.06	* 16.02	31.84	9.98	283.06	-
22	21		2007	U12 (16)	FORDE - POGSON Hayden		NOR	* 16.34	16.79	* 16.42	32.76	10.90	309.15	+ 27.95
23	28		2007	U12 (17)	CHILDS Scott		WGC	* 16.96	17.62	* 16.03	32.99	11.13	315.67	- 1.08
24	22		2009	U10 (6)	HARTNELL Freddy		NOR	* 16.61	* 16.90	18.08	33.51	11.65	330.42	+ 21.67
25	19		2010	U08 (2)	LAST William		NOR	DSQ	* 18.04	* 16.94	34.98	13.12	372.11	+ 159.44





Did Not Start - Run 1 (4)

	14		2006	U12	BOZZETTO Augustin		HEM	DNS	DNS	DNS				
	20		2009	U10	CUTHBERT Adam Richard		SMK	DNS	DNS	DNS				
	23		2009	U10	BRADY Aran		HEM	DNS	DNS	DNS				
	30		2009	U10	GRIMES Myles		VIK	DNS	DNS	DNS				

Disqualified - Run 1 (5)

	1		2006	U12	PHILLIPS Daniel		WGC	DSQ	* 12.73	* 12.52				
	4		2009	U10	BLACKWELL Jasper		TAL	DSQ	* 12.95	* 12.69				
	9	22673	2007	U12	ATKINSON Liam		CHT	DSQ	* 12.10	DSQ				
	11	23617	2006	U12	SADLER Oliver		HEM	DSQ	* 12.16	* 11.91				
	19		2010	U08	LAST William		NOR	DSQ	* 18.04	* 16.94				





Did Not Start - Run 2 (4)

	14		2006	U12	BOZZETTO Augustin		HEM	DNS	DNS	DNS				
	20		2009	U10	CUTHBERT Adam Richard		SMK	DNS	DNS	DNS				
	23		2009	U10	BRADY Aran		HEM	DNS	DNS	DNS				
	30		2009	U10	GRIMES Myles		VIK	DNS	DNS	DNS				

EASTERN REGION SNOWSPORTS ASSOCIATION
SKI CHAMPIONSHIPS 2017 (Welwyn)
Special Slalom - U12's (Girls & Boys)
ERSA Championships - PLASTIC - Final Ranking

Rank	Bib.	RegNo	Year	Cat	(Rank Name	====	Club	Run 1	Run 2	Run 3	Time	Gap	Points	Perf.
------	------	-------	------	-----	------------	------	------	-------	-------	-------	------	-----	--------	-------

Did Not Start - Run 3 (4)

14		2006	U12	BOZZETTO Augustin		HEM	DNS	DNS	DNS					
20		2009	U10	CUTHBERT Adam Richard		SMK	DNS	DNS	DNS					
23		2009	U10	BRADY Aran		HEM	DNS	DNS	DNS					
30		2009	U10	GRIMES Myles		VIK	DNS	DNS	DNS					

Disqualified - Run 3 (1)

9	22673	2007	U12	ATKINSON Liam		CHT	DSQ	* 12.10	DSQ					
---	-------	------	-----	----------------------	-----------------------------------------------------------------------------------	-----	-----	---------	-----	--	--	--	--	--

EASTERN REGION SNOWSPORTS ASSOCIATION

SKI CHAMPIONSHIPS 2017 (Welwyn)


Special Slalom - U14+ (Girls & Boys)

ERSA Championships - PLASTIC - Final Ranking



Rank	Bib.	RegNo	Year	Cat	(Rank Name)	====	Club	Run 1	Run 2	Run 3	Time	Gap	Points	Perf.
------	------	-------	------	-----	-------------	------	------	-------	-------	-------	------	-----	--------	-------

=== ERS Under 14 Girls ===

1	103	23492	2004	U14 (1)	HERRIES Olivia		HEM	11.63	* 11.31	* 11.19	22.50		26.73	+ 24.32
2	107	23273	2005	U14 (2)	PARKER Abbie		HEM	13.05	* 11.89	* 12.11	24.00	1.50	69.85	- 45.03
3	93		2004	U14 (3)	VENABLES Felicity		VIK	DNS	* 12.24	* 11.96	24.20	1.70	75.60	- 25.32
4	106	22122	2005	U14 (4)	THOMPSON Niamh		TSN	13.01	* 12.56	* 12.15	24.71	2.21	90.25	- 20.49
5	114	24069	2005	U14 (5)	SCOTT-AMOS Beth		NOR	* 12.50	12.52	* 12.35	24.85	2.35	94.28	- 86.53
6	109	24065	2005	U14 (6)	LINCOLN Isabel		NOR	DSQ	* 12.91	* 12.39	25.30	2.80	107.21	- 19.14
7	112		2004	U14 (7)	WOOD Caitlin		VIK	* 13.60	13.74	* 13.43	27.03	4.53	156.94	- 19.35
8	116		2004	U14 (8)	GLADIN Amber		HEM	DSQ	* 13.64	* 14.66	28.30	5.80	193.44	- 62.77
9	124		2004	U14 (9)	MERRIGAN Elizabeth		VIK	14.25	* 14.11	* 14.41	28.52	6.02	199.77	- 150.07

Did Not Start - Run 1 (3)

93		2004	U14	VENABLES Felicity		VIK	DNS	* 12.24	* 11.96					
115	23826	2004	U14	DRYER Amelie		SMK	DNS	DNS	DNS					
127	23421	2004	U14	HUGHES Sophie		ESX	DNS	DNS	DNS					

Disqualified - Run 1 (3)

109	24065	2005	U14	LINCOLN Isabel		NOR	DSQ	* 12.91	* 12.39					
110	22937	2005	U14	ALEY Lauren		HEM	DSQ	DSQ	* 14.20					
116		2004	U14	GLADIN Amber		HEM	DSQ	* 13.64	* 14.66					

Did Not Start - Run 2 (2)

115	23826	2004	U14	DRYER Amelie		SMK	DNS	DNS	DNS					
127	23421	2004	U14	HUGHES Sophie		ESX	DNS	DNS	DNS					

Disqualified - Run 2 (1)

110	22937	2005	U14	ALEY Lauren		HEM	DSQ	DSQ	* 14.20					
-----	-------	------	-----	-------------	-------------------------------------------------------------------------------------	-----	-----	-----	---------	--	--	--	--	--

Did Not Start - Run 3 (2)

115	23826	2004	U14	DRYER Amelie		SMK	DNS	DNS	DNS					
127	23421	2004	U14	HUGHES Sophie		ESX	DNS	DNS	DNS					

=== ERS Under 14 Boys ===

1	49	21649	2005	U14 (1)	BUNTON Ryan		HEM	11.39	* 10.92	* 10.77	21.69		48.38	- 30.04
2	15	21604	2005	U14 (2)	OGDEN Alex		NOR	11.67	* 11.10	* 10.95	22.05	0.36	59.47	- 13.27
3	22		2004	U14 (3)	MARSH Joel		NOR	11.48	* 11.18	* 11.12	22.30	0.61	67.18	- 44.67
4	39	22794	2005	U14 (4)	GRECULA Adam		BRO	11.81	* 11.34	* 11.31	22.65	0.96	77.96	-
5	17	22087	2005	U14 (5)	PARKER Travis		NOR	11.78	* 11.48	* 11.33	22.81	1.12	82.89	- 5.47

EASTERN REGION SNOWSPORTS ASSOCIATION

SKI CHAMPIONSHIPS 2017 (Welwyn)

Special Slalom - U14+ (Girls & Boys)

ERSA Championships - PLASTIC - Final Ranking

Rank	Bib.	RegNo	Year	Cat	(Rank Name	====	Club	Run 1	Run 2	Run 3	Time	Gap	Points	Perf.
6	38	22218	2005	U14 (6)	STANLEY Harvey		HEM	12.10	* 12.03	* 12.57	24.60	2.91	138.05	-
7	35		2005	U14 (7)	MONTGOMERY Freddie		NOR	12.91	* 12.60	* 12.35	24.95	3.26	148.84	- 99.55
8	52		2004	U14 (8)	ALI Dylan		VIK	13.02	* 12.75	* 12.87	25.62	3.93	169.48	+ 2.33
9	34		2005	U14 (9)	THOMSON Kai		VIK	14.80	* 13.70	* 14.24	27.94	6.25	240.97	- 6.46
10	33		2005	U14 (10)	TEMPLE Freddy		NOR	* 18.47	DNF	* 13.44	31.91	10.22	363.31	+ 154.37

Did Not Finish - Run 2 (1)

33		2005	U14	TEMPLE Freddy		NOR	* 18.47	DNF	* 13.44					
----	--	------	-----	---------------	-----------------------------------------------------------------------------------	-----	---------	-----	---------	--	--	--	--	--

Disqualified - Run 2 (1)

46		2004	U14	TURNER-MOORE Ollie		BOW	* 11.53	DSQ	DNF					
----	--	------	-----	--------------------	-----------------------------------------------------------------------------------	-----	---------	-----	-----	--	--	--	--	--










Did Not Finish - Run 3 (1)

46		2004	U14	TURNER-MOORE Ollie		BOW	* 11.53	DSQ	DNF					
----	--	------	-----	--------------------	-----------------------------------------------------------------------------------	-----	---------	-----	-----	--	--	--	--	--

Disqualified - Run 3 (1)

40		2004	U14	FISHER Edward		ESX	13.02	* 12.99	DSQ					
----	--	------	-----	---------------	-----------------------------------------------------------------------------------	-----	-------	---------	-----	--	--	--	--	--

=== ERSA Under 16 Girls ===

1	121	21334	2003	U16 (1)	BOTY Nia		HEM	11.28	* 11.11	* 11.08	22.19		17.82	- 48.45
2	99	23246	2003	U16 (2)	WARNE Charlotte		HEM	12.01	* 11.20	* 11.03	22.23	0.04	18.97	- 49.86
3	92	22179	2003	U16 (3)	HOLMES Abby		NOR	11.83	* 11.52	* 11.24	22.76	0.57	34.20	- 3.41
4	105	20998	2003	U16 (4)	BARDER Katie		HEM	DNF	* 11.80	* 11.52	23.32	1.13	50.30	- 32.65
5	96	22983	2002	U16 (5)	BLYTH Helena		HEM	13.03	* 12.32	* 11.94	24.26	2.07	77.32	- 29.52
6	104	21925	2003	U16 (6)	MCLEISH Emily		HEM	12.85	* 12.40	* 12.16	24.56	2.37	85.94	+ 31.57
7	108		2002	U16 (7)	HAWES Isobel		NOR	12.57	* 12.49	* 12.13	24.62	2.43	87.67	- 32.10
8	113		2003	U16 (8)	GROSE Elise		NOR	35.31	* 13.05	* 14.02	27.07	4.88	158.09	- 19.57
9	122		2003	U16 (9)	CUTHBERT Tia		VIK	DNF	* 16.86	* 16.50	33.36	11.17	338.89	+ 39.16

Did Not Start - Run 1 (2)

117		2003	U16	COOMBES Olivia		WGC	DNS	DNS	DNS					
119	21897	2002	U16	MARTIN Lily		ESX	DNS	DNS	DNS					

Did Not Finish - Run 1 (2)

105	20998	2003	U16	BARDER Katie		HEM	DNF	* 11.80	* 11.52					
122		2003	U16	CUTHBERT Tia		VIK	DNF	* 16.86	* 16.50					

Disqualified - Run 1 (1)

126	20725	2002	U16	WARMINGTON Harriet		HEM	DSQ	* 12.56	DNS					
-----	-------	------	-----	--------------------	-------------------------------------------------------------------------------------	-----	-----	---------	-----	--	--	--	--	--

Did Not Start - Run 2 (2)

117		2003	U16	COOMBES Olivia		WGC	DNS	DNS	DNS					
119	21897	2002	U16	MARTIN Lily		ESX	DNS	DNS	DNS					

Did Not Start - Run 3 (3)


117		2003	U16	COOMBES Olivia		WGC	DNS	DNS	DNS					
119	21897	2002	U16	MARTIN Lily		ESX	DNS	DNS	DNS					
126	20725	2002	U16	WARMINGTON Harriet		HEM	DSQ	* 12.56	DNS					

EASTERN REGION SNOWSPORTS ASSOCIATION

SKI CHAMPIONSHIPS 2017 (Welwyn)

Special Slalom - U14+ (Girls & Boys)

ERSA Championships - PLASTIC - Final Ranking

Rank	Bib.	RegNo	Year	Cat	(Rank Name)	====	Club	Run 1	Run 2	Run 3	Time	Gap	Points	Perf.
=== ERSA Under 16 Boys ===														
1	1	20748	2003	U16 (1)	DADE Tommy		NOR	* 10.38	10.40	* 10.33	20.71		18.18	- 2.94
2	11	20884	2003	U16 (2)	THOMPSON Joseph		NOR	10.84	* 10.66	* 10.54	21.20	0.49	33.28	+ 14.12
3	13	19855	2002	U16 (3)	BINGHAM Nicholas		ESX	DSQ	* 10.81	* 10.57	21.38	0.67	38.83	+ 28.33
4	9	23349	2003	U16 (4)	BUSHELL George		NOR	11.35	* 11.00	* 10.68	21.68	0.97	48.07	- 18.33
5	29		2003	U16 (5)	ALGER James		NOR	11.98	* 11.26	* 11.50	22.76	2.05	81.35	- 61.66
6	28		2003	U16 (6)	SEWELL Sebastian		NOR	* 12.02	12.08	* 12.17	24.19	3.48	125.42	- 10.16
7	42		2002	U16 (7)	TURNER-MOORE Seb		BOW	12.29	* 12.13	* 12.28	24.41	3.70	132.20	-
8	32	23652	2002	U16 (8)	ROLFE Joshua		SMK	DNF	* 12.91	* 12.53	25.44	4.73	163.94	- 43.78

Did Not Finish - Run 1 (3)

20		2003	U16	TURNER Alfie		HEM	DNF	DNF	* 12.09					
21	20264	2003	U16	REIDY Thomas		HEM	DNF	DSQ	* 11.62					
32	23652	2002	U16	ROLFE Joshua		SMK	DNF	* 12.91	* 12.53					

Disqualified - Run 1 (2)

13	19855	2002	U16	BINGHAM Nicholas		ESX	DSQ	* 10.81	* 10.57					
44		2003	U16	MILES Andrew		HEM	DSQ	DNF	DNF					

Did Not Finish - Run 2 (2)

20		2003	U16	TURNER Alfie		HEM	DNF	DNF	* 12.09					
44		2003	U16	MILES Andrew		HEM	DSQ	DNF	DNF					

Disqualified - Run 2 (1)

21	20264	2003	U16	REIDY Thomas		HEM	DNF	DSQ	* 11.62					
----	-------	------	-----	--------------	-------------------------------------------------------------------------------------	-----	-----	-----	---------	--	--	--	--	--

Did Not Finish - Run 3 (1)

44		2003	U16	MILES Andrew		HEM	DSQ	DNF	DNF					
----	--	------	-----	--------------	-------------------------------------------------------------------------------------	-----	-----	-----	-----	--	--	--	--	--





=== ERSA Under 18 Ladies ===

1	95	20337	2001	U18 (1)	SKIPPER Megan		NOR	10.91	* 10.75	* 10.82	21.57		0.00	+ 7.98
2	91	20339	2000	U18 (2)	BURROUGHS Hannah		NOR	DSQ	* 11.49	* 11.54	23.03	1.46	41.97	+ 30.91
3	125		2001	U18 (3)	HACKETT Layla		VIK	DSQ	* 12.77	* 12.52	25.29	3.72	106.93	- 23.79
4	123		2001	U18 (4)	BYE Katherine		VIK	* 13.59	13.75	* 13.59	27.18	5.61	161.25	- 6.53
5	118		2001	U18 (5)	TURNER Madeline		HEM	DSQ	* 15.89	* 15.80	31.69	10.12	290.89	- 117.53

Did Not Start - Run 1 (1)

102	22536	2000	U18	MCLEISH Alice		HEM	DNS	DNS	DNS					
-----	-------	------	-----	---------------	-------------------------------------------------------------------------------------	-----	-----	-----	-----	--	--	--	--	--

Disqualified - Run 1 (4)

91	20339	2000	U18	BURROUGHS Hannah		NOR	DSQ	* 11.49	* 11.54					
94	21734	2001	U18	ATKINSON Molly		CHT	DSQ	DNS	DNS					
118		2001	U18	TURNER Madeline		HEM	DSQ	* 15.89	* 15.80					
125		2001	U18	HACKETT Layla		VIK	DSQ	* 12.77	* 12.52					

Did Not Start - Run 2 (2)

94	21734	2001	U18	ATKINSON Molly		CHT	DSQ	DNS	DNS					
102	22536	2000	U18	MCLEISH Alice		HEM	DNS	DNS	DNS					








EASTERN REGION SNOWSPORTS ASSOCIATION
SKI CHAMPIONSHIPS 2017 (Welwyn)
Special Slalom - U14+ (Girls & Boys)
ERSA Championships - PLASTIC - Final Ranking

Rank	Bib.	RegNo	Year	Cat	(Rank Name)	====	Club	Run 1	Run 2	Run 3	Time	Gap	Points	Perf.
------	------	-------	------	-----	-------------	------	------	-------	-------	-------	------	-----	--------	-------

Did Not Start - Run 3 (2)

94	21734	2001	U18	ATKINSON Molly		CHT	DSQ	DNS	DNS					
102	22536	2000	U18	MCLEISH Alice		HEM	DNS	DNS	DNS					

=== ERSA Under 18 Men ===

1	12	21723	2000	U18 (1)	HOWE Charlie		NOR	10.28	* 10.20	* 9.92	20.12	0.00		- 6.64
2	8		2000	U18 (2)	WARSOP Rowan		NOR	10.59	* 10.31	* 10.52	20.83	0.71	21.88	- 43.65
3	2	23185	2000	U18 (3)	STEWART Oliver		NOR	10.93	* 10.49	* 10.43	20.92	0.80	24.65	- 6.15
4	6	22164	2001	U18 (4)	LONGSTAFF Michael		WGC	10.72	* 10.41	* 10.52	20.93	0.81	24.96	+ 0.33
5	47	20184	2000	U18 (5)	NEWTON William		HEM	11.17	* 10.96	* 10.91	21.87	1.75	53.93	+ 11.06
6	16		2001	U18 (6)	REYNOLDS Joshua		NOR	11.24	* 11.16	* 10.82	21.98	1.86	57.32	- 23.68
7	41		2000	U18 (7)	BYE Matthew		VIK	12.40	* 12.18	* 12.35	24.53	4.41	135.89	+ 9.58

Did Not Start - Run 1 (1)

7	22009	2001	U18	APPLETON Byron		HEM	DNS	DNS	DNS					
---	-------	------	-----	----------------	-----------------------------------------------------------------------------------	-----	-----	-----	-----	--	--	--	--	--

Did Not Start - Run 2 (1)

7	22009	2001	U18	APPLETON Byron		HEM	DNS	DNS	DNS					
---	-------	------	-----	----------------	-----------------------------------------------------------------------------------	-----	-----	-----	-----	--	--	--	--	--

Did Not Start - Run 3 (1)

7	22009	2001	U18	APPLETON Byron		HEM	DNS	DNS	DNS					
---	-------	------	-----	----------------	-------------------------------------------------------------------------------------	-----	-----	-----	-----	--	--	--	--	--

=== ERSA Under 21 Ladies ===

1	101	22943	1999	U21 (1)	BLYTH Charlotte		HEM	12.07	* 11.54	* 11.29	22.83		36.22	+ 9.76
---	-----	-------	------	---------	-----------------	-------------------------------------------------------------------------------------	-----	-------	---------	---------	--------------	--	-------	--------

=== ERSA Under 21 Men ===

1	3	22166	1999	U21 (1)	HOLMES Thomas		NOR	10.13	* 9.92	* 10.28	20.20		2.47	+ 13.51
2	48		1999	U21 (2)	CHILDS Lewis		WGC	10.70	* 10.31	* 10.45	20.76	0.56	19.72	- 24.27
3	26		1998	U21 (3)	SYDER James		NOR	12.04	* 11.87	* 11.78	23.65	3.45	108.78	- 16.51
4	18		1998	U21 (4)	LEVENE Harry		VIK	* 19.44	DSQ	* 12.42	31.86	11.66	361.77	+ 273.14

Disqualified - Run 2 (1)

18		1998	U21	LEVENE Harry		VIK	* 19.44	DSQ	* 12.42					
----	--	------	-----	--------------	-------------------------------------------------------------------------------------	-----	---------	-----	---------	--	--	--	--	--

=== ERSA Senior/Masters 1 Ladies ===

1	111		1985	SM1 (1)	DEDECJUS Anna		HEM	13.83	* 13.01	* 13.40	26.41		139.12	- 4.87
---	-----	--	------	---------	---------------	-------------------------------------------------------------------------------------	-----	-------	---------	---------	--------------	--	--------	--------

Disqualified - Run 3 (1)

97		1992	SM1	BOWEN Catriona		NOR	13.30	* 12.83	DSQ					
----	--	------	-----	----------------	-------------------------------------------------------------------------------------	-----	-------	---------	-----	--	--	--	--	--

=== ERSA Senior/Masters 1 Men ===

1	27	22138	1987	SM1 (1)	BELLAMY Edward		NOR	13.00	* 12.73	* 12.69	25.42		163.32	+ 29.49
---	----	-------	------	---------	----------------	-------------------------------------------------------------------------------------	-----	-------	---------	---------	--------------	--	--------	---------

EASTERN REGION SNOWSPORTS ASSOCIATION

SKI CHAMPIONSHIPS 2017 (Welwyn)

Special Slalom - U14+ (Girls & Boys)

ERSA Championships - PLASTIC - Final Ranking

Rank	Bib.	RegNo	Year	Cat	(Rank Name)	====	Club	Run 1	Run 2	Run 3	Time	Gap	Points	Perf.
------	------	-------	------	-----	-------------	------	------	-------	-------	-------	------	-----	--------	-------

=== ERSA Masters 2 Ladies ===

1	100	20742	1971	MA2 (1)	SAMPSON Melissa		NOR	13.51	* 13.01	* 12.89	25.90		124.46	+ 32.26
---	-----	-------	------	---------	-----------------	-----------------------------------------------------------------------------------	-----	-------	---------	---------	--------------	--	--------	---------

Did Not Start - Run 1 (2)

120			1971	MA2	BRADY Ecaterina		HEM	DNS	DNS	DNS				
128			1974	MA2	GRIMES Nicola		VIK	DNS	DNS	* 12.74				

Did Not Start - Run 2 (2)

120			1971	MA2	BRADY Ecaterina		HEM	DNS	DNS	DNS				
128			1974	MA2	GRIMES Nicola		VIK	DNS	DNS	* 12.74				

Did Not Start - Run 3 (1)

120			1971	MA2	BRADY Ecaterina		HEM	DNS	DNS	DNS				
-----	--	--	------	-----	-----------------	-----------------------------------------------------------------------------------	-----	-----	-----	-----	--	--	--	--

Disqualified - Run 3 (1)

98			1970	MA2	ANDERSON Beverley		VIK	12.31	* 12.22	DSQ				
----	--	--	------	-----	-------------------	-----------------------------------------------------------------------------------	-----	-------	---------	-----	--	--	--	--

=== ERSA Masters 2 Men ===

1	14	21626	1967	MA2 (1)	ATKINSON Andrew		CHT	11.27	* 10.97	* 10.76	21.73		49.61	+ 18.08
2	4	13217	1968	MA2 (2)	SHARP Anthony		HEM	DSQ	* 11.30	* 11.18	22.48	0.75	72.72	+ 11.61
3	24	18665	1967	MA2 (3)	SYDER Mark		NOR	12.42	* 11.82	* 12.22	24.04	2.31	120.80	+ 6.34
4	43		1970	MA2 (4)	FISHER James		ESX	14.21	* 12.93	* 12.56	25.49	3.76	165.48	- 100.80
5	51		1977	MA2 (5)	AMOS Martyn		ESX	13.68	* 13.10	* 12.66	25.76	4.03	173.80	- 2.06
6	53		1973	MA2 (6)	GRIMES Daniel		VIK	15.50	* 14.01	* 13.77	27.78	6.05	236.04	+ 80.84
7	23	24084	1967	MA2 (7)	KING Alistair		HEM	14.37	* 13.99	* 13.81	27.80	6.07	236.66	+ 124.08
8	37	21942	1972	MA2 (8)	LINCOLN Piers		NOR	15.82	* 15.71	* 15.75	31.46	9.73	349.44	+ 10.95

Disqualified - Run 1 (1)

4			13217	1968	MA2	SHARP Anthony		HEM	DSQ	* 11.30	* 11.18			
---	--	--	-------	------	-----	---------------	-------------------------------------------------------------------------------------	-----	-----	---------	---------	--	--	--


=== ERSA Masters 3 Ladies ===

1	145		1963	MA3 (1)	LALLY Nicola		VIK	DNF	* 15.13	* 14.98	30.11		245.47	+ 29.46
---	-----	--	------	---------	--------------	-------------------------------------------------------------------------------------	-----	-----	---------	---------	--------------	--	--------	---------

Did Not Finish - Run 1 (1)

145			1963	MA3	LALLY Nicola		VIK	DNF	* 15.13	* 14.98				
-----	--	--	------	-----	--------------	-------------------------------------------------------------------------------------	-----	-----	---------	---------	--	--	--	--

=== ERSA Masters 3 Men ===

1	10	10596	1963	MA3 (1)	BUNTON Paul		HEM	11.64	* 11.25	* 11.17	22.42		70.87	- 9.23
2	19		1964	MA3 (2)	THOMSON Stewart		VIK	12.43	* 11.54	* 11.56	23.10	0.68	91.83	- 6.97
3	25	10372	1959	MA3 (3)	ANDERSON Christopher		VIK	13.04	* 12.91	* 12.95	25.86	3.44	176.88	+ 62.38
4	31	24015	1960	MA3 (4)	CAMPBELL Stephen		WGC	14.02	* 13.65	* 13.23	26.88	4.46	208.31	+ 10.78
5	30		1966	MA3 (5)	GARRETT Mike		NOR	DNF	* 14.52	* 14.06	28.58	6.16	260.70	+ 92.36

Did Not Start - Run 1 (1)

5			17468	1961	MA3	GIBB Jim		CHT	DNS	DNS	DNS			
---	--	--	-------	------	-----	----------	-------------------------------------------------------------------------------------	-----	-----	-----	-----	--	--	--

EASTERN REGION SNOWSPORTS ASSOCIATION
SKI CHAMPIONSHIPS 2017 (Welwyn)
Special Slalom - U14+ (Girls & Boys)
ERSA Championships - PLASTIC - Final Ranking

Rank	Bib.	RegNo	Year	Cat	(Rank Name	====	Club	Run 1	Run 2	Run 3	Time	Gap	Points	Perf.
------	------	-------	------	-----	------------	------	------	-------	-------	-------	------	-----	--------	-------

Did Not Finish - Run 1 (1)

	30		1966	MA3	GARRETT Mike		NOR	DNF	* 14.52	* 14.06				
--	----	--	------	-----	---------------------	-----------------------------------------------------------------------------------	-----	-----	---------	---------	--	--	--	--

Did Not Start - Run 2 (1)

	5	17468	1961	MA3	GIBB Jim		CHT	DNS	DNS	DNS				
--	---	-------	------	-----	-----------------	-----------------------------------------------------------------------------------	-----	-----	-----	-----	--	--	--	--

Did Not Start - Run 3 (1)

	5	17468	1961	MA3	GIBB Jim		CHT	DNS	DNS	DNS				
--	---	-------	------	-----	-----------------	-----------------------------------------------------------------------------------	-----	-----	-----	-----	--	--	--	--

==== ERSA Masters 4 Men ====

1	36		1955	MA4 (1)	DANBURY Mike		WGC	* 14.44	14.51	* 14.58	29.02		274.25	+ 12.99
2	50		1946	MA4 (2)	COOPER Ron		NOR	16.60	* 16.11	* 15.62	31.73	2.71	357.76	- 0.55
3	45		1951	MA4 (3)	COOPER Douglas		NOR	* 15.71	15.82	* 16.23	31.94	2.92	364.23	+ 25.58

EASTERN REGION SNOWSPORTS ASSOCIATION

SKI CHAMPIONSHIPS 2017 (Welwyn)

























Special Slalom - U14+ (Girls & Boys)

ERSA Championships - PLASTIC - Final Ranking



Rank	Bib.	RegNo	Year	Cat	(Rank Name)	====	Club	Run 1	Run 2	Run 3	Time	Gap	Points	Perf.
------	------	-------	------	-----	-------------	------	------	-------	-------	-------	------	-----	--------	-------

==ERSA Girls and Ladies ==

1	95	20337	2001	U18 (1)	SKIPPER Megan		NOR	10.91	* 10.75	* 10.82	21.57		0.00	+ 7.98
2	121	21334	2003	U16 (1)	BOTY Nia		HEM	11.28	* 11.11	* 11.08	22.19	0.62	17.82	- 48.45
3	99	23246	2003	U16 (2)	WARNE Charlotte		HEM	12.01	* 11.20	* 11.03	22.23	0.66	18.97	- 49.86
4	103	23492	2004	U14 (1)	HERRIES Olivia		HEM	11.63	* 11.31	* 11.19	22.50	0.93	26.73	+ 24.32
5	92	22179	2003	U16 (3)	HOLMES Abby		NOR	11.83	* 11.52	* 11.24	22.76	1.19	34.20	- 3.41
6	101	22943	1999	U21 (1)	BLYTH Charlotte		HEM	12.07	* 11.54	* 11.29	22.83	1.26	36.22	+ 9.76
7	91	20339	2000	U18 (2)	BURROUGHS Hannah		NOR	DSQ	* 11.49	* 11.54	23.03	1.46	41.97	+ 30.91
8	105	20998	2003	U16 (4)	BARDER Katie		HEM	DNF	* 11.80	* 11.52	23.32	1.75	50.30	- 32.65
9	107	23273	2005	U14 (2)	PARKER Abbie		HEM	13.05	* 11.89	* 12.11	24.00	2.43	69.85	- 45.03
10	93		2004	U14 (3)	VENABLES Felicity		VIK	DNS	* 12.24	* 11.96	24.20	2.63	75.60	- 25.32
11	96	22983	2002	U16 (5)	BLYTH Helena		HEM	13.03	* 12.32	* 11.94	24.26	2.69	77.32	- 29.52
12	104	21925	2003	U16 (6)	MCLEISH Emily		HEM	12.85	* 12.40	* 12.16	24.56	2.99	85.94	+ 31.57
13	108		2002	U16 (7)	HAWES Isobel		NOR	12.57	* 12.49	* 12.13	24.62	3.05	87.67	- 32.10
14	106	22122	2005	U14 (4)	THOMPSON Niamh		TSN	13.01	* 12.56	* 12.15	24.71	3.14	90.25	- 20.49
15	114	24069	2005	U14 (5)	SCOTT-AMOS Beth		NOR	* 12.50	12.52	* 12.35	24.85	3.28	94.28	- 86.53
16	125		2001	U18 (3)	HACKETT Layla		VIK	DSQ	* 12.77	* 12.52	25.29	3.72	106.93	- 23.79
17	109	24065	2005	U14 (6)	LINCOLN Isabel		NOR	DSQ	* 12.91	* 12.39	25.30	3.73	107.21	- 19.14
18	100	20742	1971	MA2 (1)	SAMPSON Melissa		NOR	13.51	* 13.01	* 12.89	25.90	4.33	124.46	+ 32.26
19	111		1985	SM1 (1)	DEDECJUS Anna		HEM	13.83	* 13.01	* 13.40	26.41	4.84	139.12	- 4.87
20	112		2004	U14 (7)	WOOD Caitlin		VIK	* 13.60	13.74	* 13.43	27.03	5.46	156.94	- 19.35
21	113		2003	U16 (8)	GROSE Elise		NOR	35.31	* 13.05	* 14.02	27.07	5.50	158.09	- 19.57
22	123		2001	U18 (4)	BYE Katherine		VIK	* 13.59	13.75	* 13.59	27.18	5.61	161.25	- 6.53
23	116		2004	U14 (8)	GLADIN Amber		HEM	DSQ	* 13.64	* 14.66	28.30	6.73	193.44	- 62.77
24	124		2004	U14 (9)	MERRIGAN Elizabeth		VIK	14.25	* 14.11	* 14.41	28.52	6.95	199.77	- 150.07
25	145		1963	MA3 (1)	LALLY Nicola		VIK	DNF	* 15.13	* 14.98	30.11	8.54	245.47	+ 29.46
26	118		2001	U18 (5)	TURNER Madeline		HEM	DSQ	* 15.89	* 15.80	31.69	10.12	290.89	- 117.53
27	122		2003	U16 (9)	CUTHBERT Tia		VIK	DNF	* 16.86	* 16.50	33.36	11.79	338.89	+ 39.16

Did Not Start - Run 1 (8)

93		2004	U14	VENABLES Felicity		VIK	DNS	* 12.24	* 11.96					
102	22536	2000	U18	MCLEISH Alice		HEM	DNS	DNS	DNS					
115	23826	2004	U14	DRYER Amelie		SMK	DNS	DNS	DNS					
117		2003	U16	COOMBES Olivia		WGC	DNS	DNS	DNS					
119	21897	2002	U16	MARTIN Lily		ESX	DNS	DNS	DNS					
120		1971	MA2	BRADY Ecatarina		HEM	DNS	DNS	DNS					
127	23421	2004	U14	HUGHES Sophie		ESX	DNS	DNS	DNS					
128		1974	MA2	GRIMES Nicola		VIK	DNS	DNS	* 12.74					

Did Not Finish - Run 1 (3)

105	20998	2003	U16	BARDER Katie		HEM	DNF	* 11.80	* 11.52					
122		2003	U16	CUTHBERT Tia		VIK	DNF	* 16.86	* 16.50					

EASTERN REGION SNOWSPORTS ASSOCIATION








SKI CHAMPIONSHIPS 2017 (Welwyn)

Special Slalom - U14+ (Girls & Boys)







ERSA Championships - PLASTIC - Final Ranking

Rank	Bib.	RegNo	Year	Cat	(Rank Name	====	Club	Run 1	Run 2	Run 3	Time	Gap	Points	Perf.
	145		1963	MA3	LALLY Nicola		VIK	DNF	* 15.13	* 14.98				

Disqualified - Run 1 (8)

91	20339	2000	U18	BURROUGHS Hannah		NOR	DSQ	* 11.49	* 11.54					
94	21734	2001	U18	ATKINSON Molly		CHT	DSQ	DNS	DNS					
109	24065	2005	U14	LINCOLN Isabel		NOR	DSQ	* 12.91	* 12.39					
110	22937	2005	U14	ALEY Lauren		HEM	DSQ	DSQ	* 14.20					
116		2004	U14	GLADIN Amber		HEM	DSQ	* 13.64	* 14.66					
118		2001	U18	TURNER Madeline		HEM	DSQ	* 15.89	* 15.80					
125		2001	U18	HACKETT Layla		VIK	DSQ	* 12.77	* 12.52					
126	20725	2002	U16	WARMINGTON Harriet		HEM	DSQ	* 12.56	DNS					




Did Not Start - Run 2 (8)

94	21734	2001	U18	ATKINSON Molly		CHT	DSQ	DNS	DNS					
102	22536	2000	U18	MCLEISH Alice		HEM	DNS	DNS	DNS					
115	23826	2004	U14	DRYER Amelie		SMK	DNS	DNS	DNS					
117		2003	U16	COOMBES Olivia		WGC	DNS	DNS	DNS					
119	21897	2002	U16	MARTIN Lily		ESX	DNS	DNS	DNS					
120		1971	MA2	BRADY Ecaterina		HEM	DNS	DNS	DNS					
127	23421	2004	U14	HUGHES Sophie		ESX	DNS	DNS	DNS					
128		1974	MA2	GRIMES Nicola		VIK	DNS	DNS	* 12.74					

Disqualified - Run 2 (1)

110	22937	2005	U14	ALEY Lauren		HEM	DSQ	DSQ	* 14.20					
-----	-------	------	-----	-------------	-------------------------------------------------------------------------------------	-----	-----	-----	---------	--	--	--	--	--

Did Not Start - Run 3 (8)

94	21734	2001	U18	ATKINSON Molly		CHT	DSQ	DNS	DNS					
102	22536	2000	U18	MCLEISH Alice		HEM	DNS	DNS	DNS					
115	23826	2004	U14	DRYER Amelie		SMK	DNS	DNS	DNS					
117		2003	U16	COOMBES Olivia		WGC	DNS	DNS	DNS					
119	21897	2002	U16	MARTIN Lily		ESX	DNS	DNS	DNS					
120		1971	MA2	BRADY Ecaterina		HEM	DNS	DNS	DNS					
126	20725	2002	U16	WARMINGTON Harriet		HEM	DSQ	* 12.56	DNS					
127	23421	2004	U14	HUGHES Sophie		ESX	DNS	DNS	DNS					

Disqualified - Run 3 (2)

97		1992	SM1	BOWEN Catriona		NOR	13.30	* 12.83	DSQ					
98		1970	MA2	ANDERSON Beverley		VIK	12.31	* 12.22	DSQ					

== ERSA Boys and Men ==


1	12	21723	2000	U18 (1)	HOWE Charlie		NOR	10.28	* 10.20	* 9.92	20.12	0.00		- 6.64
2	3	22166	1999	U21 (1)	HOLMES Thomas		NOR	10.13	* 9.92	* 10.28	20.20	0.08	2.47	+ 13.51
3	1	20748	2003	U16 (1)	DADE Tommy		NOR	* 10.38	10.40	* 10.33	20.71	0.59	18.18	- 2.94
4	48		1999	U21 (2)	CHILDS Lewis		WGC	10.70	* 10.31	* 10.45	20.76	0.64	19.72	- 24.27
5	8		2000	U18 (2)	WARSOP Rowan		NOR	10.59	* 10.31	* 10.52	20.83	0.71	21.88	- 43.65
6	2	23185	2000	U18 (3)	STEWARD Oliver		NOR	10.93	* 10.49	* 10.43	20.92	0.80	24.65	- 6.15
7	6	22164	2001	U18 (4)	LONGSTAFF Michael		WGC	10.72	* 10.41	* 10.52	20.93	0.81	24.96	+ 0.33
8	11	20884	2003	U16 (2)	THOMPSON Joseph		NOR	10.84	* 10.66	* 10.54	21.20	1.08	33.28	+ 14.12
9	13	19855	2002	U16 (3)	BINGHAM Nicholas		ESX	DSQ	* 10.81	* 10.57	21.38	1.26	38.83	+ 28.33
10	9	23349	2003	U16 (4)	BUSHELL George		NOR	11.35	* 11.00	* 10.68	21.68	1.56	48.07	- 18.33
11	49	21649	2005	U14 (1)	BUNTON Ryan		HEM	11.39	* 10.92	* 10.77	21.69	1.57	48.38	- 30.04
12	14	21626	1967	MA2 (1)	ATKINSON Andrew		CHT	11.27	* 10.97	* 10.76	21.73	1.61	49.61	+ 18.08

EASTERN REGION SNOWSPORTS ASSOCIATION

SKI CHAMPIONSHIPS 2017 (Welwyn)

Special Slalom - U14+ (Girls & Boys)





ERSA Championships - PLASTIC - Final Ranking

Rank	Bib.	RegNo	Year	Cat	(Rank Name)	====	Club	Run 1	Run 2	Run 3	Time	Gap	Points	Perf.
13	47	20184	2000	U18 (5)	NEWTON William		HEM	11.17	* 10.96	* 10.91	21.87	1.75	53.93	+ 11.06
14	16		2001	U18 (6)	REYNOLDS Joshua		NOR	11.24	* 11.16	* 10.82	21.98	1.86	57.32	- 23.68
15	15	21604	2005	U14 (2)	OGDEN Alex		NOR	11.67	* 11.10	* 10.95	22.05	1.93	59.47	- 13.27
16	22		2004	U14 (3)	MARSH Joel		NOR	11.48	* 11.18	* 11.12	22.30	2.18	67.18	- 44.67
17	10	10596	1963	MA3 (1)	BUNTON Paul		HEM	11.64	* 11.25	* 11.17	22.42	2.30	70.87	- 9.23
18	4	13217	1968	MA2 (2)	SHARP Anthony		HEM	DSQ	* 11.30	* 11.18	22.48	2.36	72.72	+ 11.61
19	39	22794	2005	U14 (4)	GRECULA Adam		BRO	11.81	* 11.34	* 11.31	22.65	2.53	77.96	-
20	29		2003	U16 (5)	ALGER James		NOR	11.98	* 11.26	* 11.50	22.76	2.64	81.35	- 61.66
21	17	22087	2005	U14 (5)	PARKER Travis		NOR	11.78	* 11.48	* 11.33	22.81	2.69	82.89	- 5.47
22	19		1964	MA3 (2)	THOMSON Stewart		VIK	12.43	* 11.54	* 11.56	23.10	2.98	91.83	- 6.97
23	26		1998	U21 (3)	SYDER James		NOR	12.04	* 11.87	* 11.78	23.65	3.53	108.78	- 16.51
24	24	18665	1967	MA2 (3)	SYDER Mark		NOR	12.42	* 11.82	* 12.22	24.04	3.92	120.80	+ 6.34
25	28		2003	U16 (6)	SEWELL Sebastian		NOR	* 12.02	12.08	* 12.17	24.19	4.07	125.42	- 10.16
26	42		2002	U16 (7)	TURNER-MOORE Seb		BOW	12.29	* 12.13	* 12.28	24.41	4.29	132.20	-
27	41		2000	U18 (7)	BYE Matthew		VIK	12.40	* 12.18	* 12.35	24.53	4.41	135.89	+ 9.58
28	38	22218	2005	U14 (6)	STANLEY Harvey		HEM	12.10	* 12.03	* 12.57	24.60	4.48	138.05	-
29	35		2005	U14 (7)	MONTGOMERY Freddie		NOR	12.91	* 12.60	* 12.35	24.95	4.83	148.84	- 99.55
30	27	22138	1987	SM1 (1)	BELLAMY Edward		NOR	13.00	* 12.73	* 12.69	25.42	5.30	163.32	+ 29.49
31	32	23652	2002	U16 (8)	ROLFE Joshua		SMK	DNF	* 12.91	* 12.53	25.44	5.32	163.94	- 43.78
32	43		1970	MA2 (4)	FISHER James		ESX	14.21	* 12.93	* 12.56	25.49	5.37	165.48	- 100.80
33	52		2004	U14 (8)	ALI Dylan		VIK	13.02	* 12.75	* 12.87	25.62	5.50	169.48	+ 2.33
34	51		1977	MA2 (5)	AMOS Martyn		ESX	13.68	* 13.10	* 12.66	25.76	5.64	173.80	- 2.06
35	25	10372	1959	MA3 (3)	ANDERSON Christopher		VIK	13.04	* 12.91	* 12.95	25.86	5.74	176.88	+ 62.38
36	31	24015	1960	MA3 (4)	CAMPBELL Stephen		WGC	14.02	* 13.65	* 13.23	26.88	6.76	208.31	+ 10.78
37	53		1973	MA2 (6)	GRIMES Daniel		VIK	15.50	* 14.01	* 13.77	27.78	7.66	236.04	+ 80.84
38	23	24084	1967	MA2 (7)	KING Alistair		HEM	14.37	* 13.99	* 13.81	27.80	7.68	236.66	+ 124.08
39	34		2005	U14 (9)	THOMSON Kai		VIK	14.80	* 13.70	* 14.24	27.94	7.82	240.97	- 6.46
40	30		1966	MA3 (5)	GARRETT Mike		NOR	DNF	* 14.52	* 14.06	28.58	8.46	260.70	+ 92.36
41	36		1955	MA4 (1)	DANBURY Mike		WGC	* 14.44	14.51	* 14.58	29.02	8.90	274.25	+ 12.99
42	37	21942	1972	MA2 (8)	LINCOLN Piers		NOR	15.82	* 15.71	* 15.75	31.46	11.34	349.44	+ 10.95
43	50		1946	MA4 (2)	COOPER Ron		NOR	16.60	* 16.11	* 15.62	31.73	11.61	357.76	- 0.55
44	18		1998	U21 (4)	LEVENE Harry		VIK	* 19.44	DSQ	* 12.42	31.86	11.74	361.77	+ 273.14
45	33		2005	U14 (10)	TEMPLE Freddy		NOR	* 18.47	DNF	* 13.44	31.91	11.79	363.31	+ 154.37
46	45		1951	MA4 (3)	COOPER Douglas		NOR	* 15.71	15.82	* 16.23	31.94	11.82	364.23	+ 25.58

Did Not Start - Run 1 (2)

5	17468	1961	MA3	GIBB Jim		CHT	DNF	DNF	DNF
7	22009	2001	U18	APPLETON Byron		HEM	DNF	DNF	DNF

Did Not Finish - Run 1 (4)

20		2003	U16	TURNER Alfie		HEM	DNF	DNF	* 12.09
21	20264	2003	U16	REIDY Thomas		HEM	DNF	DSQ	* 11.62
30		1966	MA3	GARRETT Mike		NOR	DNF	* 14.52	* 14.06
32	23652	2002	U16	ROLFE Joshua		SMK	DNF	* 12.91	* 12.53

Disqualified - Run 1 (3)

4	13217	1968	MA2	SHARP Anthony		HEM	DSQ	* 11.30	* 11.18
13	19855	2002	U16	BINGHAM Nicholas		ESX	DSQ	* 10.81	* 10.57
44		2003	U16	MILES Andrew		HEM	DSQ	DNF	DNF

Did Not Start - Run 2 (2)

5	17468	1961	MA3	GIBB Jim		CHT	DNF	DNF	DNF
7	22009	2001	U18	APPLETON Byron		HEM	DNF	DNF	DNF

Did Not Finish - Run 2 (3)

20		2003	U16	TURNER Alfie		HEM	DNF	DNF	* 12.09
----	--	------	-----	--------------	-------------------------------------------------------------------------------------	-----	-----	-----	---------

EASTERN REGION SNOWSPORTS ASSOCIATION
SKI CHAMPIONSHIPS 2017 (Welwyn)
Special Slalom - U14+ (Girls & Boys)
ERSA Championships - PLASTIC - Final Ranking

Rank	Bib.	RegNo	Year	Cat	(Rank Name)	====	Club	Run 1	Run 2	Run 3	Time	Gap	Points	Perf.
	33		2005	U14	TEMPLE Freddy		NOR	* 18.47	DNF	* 13.44				
	44		2003	U16	MILES Andrew		HEM	DSQ	DNF	DNF				

Disqualified - Run 2 (3)

	18		1998	U21	LEVENE Harry		VIK	* 19.44	DSQ	* 12.42				
	21	20264	2003	U16	REIDY Thomas		HEM	DNF	DSQ	* 11.62				
	46		2004	U14	TURNER-MOORE Ollie		BOW	* 11.53	DSQ	DNF				

Did Not Start - Run 3 (2)

	5	17468	1961	MA3	GIBB Jim		CHT	DNS	DNS	DNS				
	7	22009	2001	U18	APPLETON Byron		HEM	DNS	DNS	DNS				

Did Not Finish - Run 3 (2)

	44		2003	U16	MILES Andrew		HEM	DSQ	DNF	DNF				
	46		2004	U14	TURNER-MOORE Ollie		BOW	* 11.53	DSQ	DNF				

Disqualified - Run 3 (1)

	40		2004	U14	FISHER Edward		ESX	13.02	* 12.99	DSQ				
--	----	--	------	-----	---------------	-----------------------------------------------------------------------------------	-----	-------	---------	-----	--	--	--	--