

EASTERN REGION SNOWSPORTS ASSOCIATION 2017

#ThatsTheERSAWay

Hemel "Team Evolution" Summer League

Special Slalom - Girls & Boys - Under 12's

ERSA Summer League - Final Ranking

Rank	Bib.	RegNo	Year	Cat	Rank	Name	====	Club	Run 1	Run 2	Time	Gap
------	------	-------	------	-----	------	------	------	------	-------	-------	------	-----









=== ERS Under 08 Girls ===

1	4		2012	U08	(1)	ANDERSON Esme		VIK	* 32.59	35.99	<b>32.59</b>	
2	1		2011	U08	(2)	GRIMES Roberta		VIK	40.55	* 32.82	<b>32.82</b>	0.23

=== ERS Under 08 Boys ===

1	2		2010	U08	(1)	LAST William		NOR	19.27	* 17.63	<b>17.63</b>	
2	3		2010	U08	(2)	KARWICKI Hugo		HEM	19.14	* 18.02	<b>18.02</b>	0.39
3	5		2010	U08	(3)	KINGE Jacob		NOR	* 18.79	18.87	<b>18.79</b>	1.16
4	59		2011	U08	(4)	PULLEN-MEMIN Ellis		EVO	21.61	* 20.35	<b>20.35</b>	2.72

=== ERS Under 10 Girls ===

1	7		2008	U10	(1)	JELPIDIFOROVA Valeria		ESX	17.82	* 16.59	<b>16.59</b>	
2	11	23929	2009	U10	(2)	MAGNANI Emily		HEM	17.22	* 16.86	<b>16.86</b>	0.27
3	12	23666	2008	U10	(3)	HOWESON Lucy		HEM	* 17.10	17.27	<b>17.10</b>	0.51
4	8		2008	U10	(4)	BOZZETTO Josephine		HEM	19.97	* 18.76	<b>18.76</b>	2.17
5	6		2008	U10	(5)	SCOTT Megan		HEM	* 20.34	DSQ	<b>20.34</b>	3.75
6	14		2009	U10	(6)	WELSH Madeleine		VIK	20.80	* 20.70	<b>20.70</b>	4.11
7	10		2008	U10	(7)	SELF Neve		NOR	23.32	* 22.04	<b>22.04</b>	5.45
8	9		2008	U10	(8)	SHELLY Nina		VIK	26.90	* 24.77	<b>24.77</b>	8.18

Did Not Start - Run 1 (1)

13	24022	2009	U10			SADLER Isabel		HEM	DNS	DNS		
----	-------	------	-----	--	--	---------------	---	-----	-----	-----	--	--

Did Not Start - Run 2 (1)

13	24022	2009	U10			SADLER Isabel		HEM	DNS	DNS		
----	-------	------	-----	--	--	---------------	---	-----	-----	-----	--	--

Disqualified - Run 2 (1)

6		2008	U10			SCOTT Megan		HEM	* 20.34	DSQ		
---	--	------	-----	--	--	-------------	---	-----	---------	-----	--	--

=== ERS Under 10 Boys ===













1	26	23655	2008	U10	(1)	PARKER Alfie		HEM	14.60	* 13.92	<b>13.92</b>	
---	----	-------	------	-----	-----	--------------	---	-----	-------	---------	--------------	--

## EASTERN REGION SNOWSPORTS ASSOCIATION 2017


## Hemel "Team Evolution" Summer League

## Special Slalom - Girls &amp; Boys - Under 12's

## ERSA Summer League - Final Ranking

Rank	Bib.	RegNo	Year	Cat	Rank	Name	====	Club	Run 1	Run 2	Time	Gap
2	20	23972	2009	U10	(2)	FABER Ryan		HEM	15.96	* 14.89	<b>14.89</b>	0.97
3	18		2008	U10	(3)	STEVENS Brook		HEM	* 17.06	17.54	<b>17.06</b>	3.14
4	21		2009	U10	(4)	CUTHBERT Adam Richard		SMK	17.51	* 17.16	<b>17.16</b>	3.24
5	27		2009	U10	(5)	BLACKWELL Jasper		TAL	24.87	* 18.34	<b>18.34</b>	4.42
6	16		2009	U10	(6)	GRIMES Myles		VIK	21.51	* 18.90	<b>18.90</b>	4.98
7	60		2009	U10	(7)	ENDERSBY Myles		EVO	19.88	* 19.48	<b>19.48</b>	5.56
8	25		2009	U10	(8)	HARTNELL Freddy		NOR	21.12	* 21.06	<b>21.06</b>	7.14
9	24		2008	U10	(9)	PHIPPEN Corey		HEM	23.54	* 22.26	<b>22.26</b>	8.34
10	19		2009	U10	(10)	BRADY Aran		HEM	23.05	* 22.46	<b>22.46</b>	8.54
11	15		2009	U10	(11)	SHELLEY Jake		VIK	26.59	* 24.93	<b>24.93</b>	11.01
12	23		2009	U10	(12)	HIBBLE Benji		VIK	26.61	* 25.41	<b>25.41</b>	11.49
13	22		2009	U10	(13)	HARTNELL Sonny		NOR	DSQ	* 26.64	<b>26.64</b>	12.72

## Did Not Start - Run 1 (2)

28		2008	U10		DAUDY Theodore		HEM	DNS	DNS		
29		2008	U10		KENDLE Noah		WGC	DNS	DNS		

## Disqualified - Run 1 (2)

17	23964	2008	U10		MESSINGER Grant		SPR	DSQ	DSQ		
22		2009	U10		HARTNELL Sonny		NOR	DSQ	* 26.64		













## Did Not Start - Run 2 (2)

28		2008	U10		DAUDY Theodore		HEM	DNS	DNS		
29		2008	U10		KENDLE Noah		WGC	DNS	DNS		


## Disqualified - Run 2 (1)

17	23964	2008	U10		MESSINGER Grant		SPR	DSQ	DSQ		
----	-------	------	-----	--	-----------------	---	-----	-----	-----	--	--

## === ERSA Under 12 Girls ===

1	38	22938	2006	U12	(1)	HOWESON Olivia		HEM	13.94	* 13.64	<b>13.64</b>	
2	42	22892	2007	U12	(2)	TUTT Holly		SMK	14.27	* 13.82	<b>13.82</b>	0.18
3	33	22930	2006	U12	(3)	BLACKWELL Lucy		TAL	14.70	* 14.60	<b>14.60</b>	0.96
4	43		2007	U12	(4)	SARKAR Anna		ESX	17.79	* 16.74	<b>16.74</b>	3.10
5	40		2007	U12	(5)	COZENS Zoe		NOR	18.61	* 17.80	<b>17.80</b>	4.16
6	32		2007	U12	(6)	LAST Isabelle		NOR	19.28	* 17.90	<b>17.90</b>	4.26
7	39		2006	U12	(7)	SMITH Aimee		HEM	* 18.21	18.36	<b>18.21</b>	4.57
8	41		2006	U12	(8)	SMITH Jemma		HEM	19.31	* 18.96	<b>18.96</b>	5.32
9	35		2007	U12	(9)	KINGE Lucy		NOR	20.26	* 19.86	<b>19.86</b>	6.22
10	34		2007	U12	(10)	LINCOLN Imogen		NOR	20.56	* 20.46	<b>20.46</b>	6.82
11	37		2007	U12	(11)	BUSHELL Grace		NOR	DSQ	* 22.39	<b>22.39</b>	8.75
12	31		2006	U12	(12)	BRADY Anais		HEM	23.78	* 22.58	<b>22.58</b>	8.94

## Did Not Start - Run 1 (2)

30		2007	U12		WINER Gretchen		VIK	DNS	DNS		
36		2006	U12		VENABLES Phoebe		VIK	DNS	DNS		

## Disqualified - Run 1 (1)

37		2007	U12		BUSHELL Grace		NOR	DSQ	* 22.39		
----	--	------	-----	--	---------------	---	-----	-----	---------	--	--

## EASTERN REGION SNOWSPORTS ASSOCIATION 2017



## Hemel "Team Evolution" Summer League

## Special Slalom - Girls &amp; Boys - Under 12's



## ERSA Summer League - Final Ranking

Rank	Bib.	RegNo	Year	Cat	Rank	Name	====	Club	Run 1	Run 2	Time	Gap
------	------	-------	------	-----	------	------	------	------	-------	-------	------	-----

## Did Not Start - Run 2 (2)

	30		2007	U12		WINSER Gretchen		VIK	DNS	DNS		
	36		2006	U12		VENABLES Phoebe		VIK	DNS	DNS		

## === ERS Under 12 Boys ===

1	48	22059	2006	U12	(1)	DADE Jake		NOR	13.96	* 13.45	<b>13.45</b>	
2	51	23962	2006	U12	(2)	PILLAY Callum		HEM	14.14	* 13.95	<b>13.95</b>	0.50
3	58		2006	U12	(3)	BOZZETTO Augustin		HEM	* 14.57	23.39	<b>14.57</b>	1.12
3	44	23557	2007	U12	(3)	MITCHELL Kieran		NOR	16.02	* 14.57	<b>14.57</b>	1.12
5	49		2007	U12	(5)	VERGANI Alberto		HEM	16.46	* 15.88	<b>15.88</b>	2.43
6	55		2006	U12	(6)	JELPIDIFOROVA Eric		ESX	16.55	* 16.39	<b>16.39</b>	2.94
7	53		2007	U12	(7)	WOOD George		VIK	* 16.69	16.79	<b>16.69</b>	3.24
8	57	23961	2007	U12	(8)	DUCKENFIELD Jack		HEM	17.00	* 16.77	<b>16.77</b>	3.32
9	56		2006	U12	(9)	BROWNE Freddie		NOR	17.59	* 17.05	<b>17.05</b>	3.60
10	46		2007	U12	(10)	FRANCIS Jude		VIK	19.39	* 17.42	<b>17.42</b>	3.97
11	52		2006	U12	(11)	PHILLIPS Daniel		WGC	* 17.75	17.76	<b>17.75</b>	4.30
12	47		2006	U12	(12)	PENNECK Alexander		ESX	DSQ	* 17.83	<b>17.83</b>	4.38
13	45		2006	U12	(13)	WOODHOUSE Luc		HEM	18.59	* 17.92	<b>17.92</b>	4.47

## Did Not Start - Run 1 (2)

	50	23617	2006	U12		SADLER Oliver		HEM	DNS	DNS		
	54	23356	2006	U12		HARRIS Jack		HEM	DNS	DNS		

## Disqualified - Run 1 (1)

	47		2006	U12		PENNECK Alexander		ESX	DSQ	* 17.83		
--	----	--	------	-----	--	-------------------	---	-----	-----	---------	--	--

## Did Not Start - Run 2 (2)

	50	23617	2006	U12		SADLER Oliver		HEM	DNS	DNS		
	54	23356	2006	U12		HARRIS Jack		HEM	DNS	DNS		



# EASTERN REGION SNOWSPORTS ASSOCIATION 2017

#ThatsTheERSAWay

## Hemel "Team Evolution" Summer League

### Special Slalom - Girls & Boys - Under 12's

### ERSA Summer League - Final Ranking

Rank	Bib.	RegNo	Year	Cat	(Rank Name)	====	Club	Run 1	Run 2	Time	Gap	Points	Perf.
<b>==ERSA Girls and Ladies ==</b>													
1	38	22938	2006	U12 (1)	HOWESON Olivia		HEM	13.94	* 13.64	<b>13.64</b>		0.00	+ 3.63
2	42	22892	2007	U12 (2)	TUTT Holly		SMK	14.27	* 13.82	<b>13.82</b>	0.18	9.50	- 12.41
3	33	22930	2006	U12 (3)	BLACKWELL Lucy		TAL	14.70	* 14.60	<b>14.60</b>	0.96	50.67	+ 45.48
4	7		2008	U10 (1)	JELPIDIFOROVA Valeria		ESX	17.82	* 16.59	<b>16.59</b>	2.95	155.72	+ 62.83
5	43		2007	U12 (4)	SARKAR Anna		ESX	17.79	* 16.74	<b>16.74</b>	3.10	163.64	+ 51.02
6	11	23929	2009	U10 (2)	MAGNANI Emily		HEM	17.22	* 16.86	<b>16.86</b>	3.22	169.97	- 55.74
7	12	23666	2008	U10 (3)	HOWESON Lucy		HEM	* 17.10	17.27	<b>17.10</b>	3.46	182.64	+ 95.94
8	40		2007	U12 (5)	COZENS Zoe		NOR	18.61	* 17.80	<b>17.80</b>	4.16	219.59	+ 85.81
9	32		2007	U12 (6)	LAST Isabelle		NOR	19.28	* 17.90	<b>17.90</b>	4.26	224.87	+ 45.69
10	39		2006	U12 (7)	SMITH Aimee		HEM	* 18.21	18.36	<b>18.21</b>	4.57	241.23	- 24.30
11	8		2008	U10 (4)	BOZZETTO Josephine		HEM	19.97	* 18.76	<b>18.76</b>	5.12	270.26	-
12	41		2006	U12 (8)	SMITH Jemma		HEM	19.31	* 18.96	<b>18.96</b>	5.32	280.82	- 195.70
13	35		2007	U12 (9)	KINGE Lucy		NOR	20.26	* 19.86	<b>19.86</b>	6.22	328.33	+ 166.86
14	6		2008	U10 (5)	SCOTT Megan		HEM	* 20.34	DSQ	<b>20.34</b>	6.70	353.67	- 31.75
15	34		2007	U12 (10)	LINCOLN Imogen		NOR	20.56	* 20.46	<b>20.46</b>	6.82	360.00	+ 122.60
16	14		2009	U10 (6)	WELSH Madeleine		VIK	20.80	* 20.70	<b>20.70</b>	7.06	372.67	+ 207.42
17	10		2008	U10 (7)	SELF Neve		NOR	23.32	* 22.04	<b>22.04</b>	8.40	443.40	+ 102.21
18	37		2007	U12 (11)	BUSHELL Grace		NOR	DSQ	* 22.39	<b>22.39</b>	8.75	461.88	+ 424.98
19	31		2006	U12 (12)	BRADY Anais		HEM	23.78	* 22.58	<b>22.58</b>	8.94	471.91	- 72.00
20	9		2008	U10 (8)	SHELLY Nina		VIK	26.90	* 24.77	<b>24.77</b>	11.13	587.51	+ 193.92
21	4		2012	U08 (1)	ANDERSON Esme		VIK	* 32.59	35.99	<b>32.59</b>	18.95	1000.29	+ 326.16
22	1		2011	U08 (2)	GRIMES Roberta		VIK	40.55	* 32.82	<b>32.82</b>	19.18	1012.43	+ 229.22

#### Did Not Start - Run 1 (3)

13	24022	2009	U10	SADLER Isabel		HEM	DNS	DNS
30		2007	U12	WINSER Gretchen		VIK	DNS	DNS
36		2006	U12	VENABLES Phoebe		VIK	DNS	DNS

#### Disqualified - Run 1 (1)

37		2007	U12	BUSHELL Grace		NOR	DSQ	* 22.39
----	--	------	-----	---------------	---	-----	-----	---------

#### Did Not Start - Run 2 (3)

13	24022	2009	U10	SADLER Isabel		HEM	DNS	DNS
30		2007	U12	WINSER Gretchen		VIK	DNS	DNS
36		2006	U12	VENABLES Phoebe		VIK	DNS	DNS

#### Disqualified - Run 2 (1)

6		2008	U10	SCOTT Megan		HEM	* 20.34	DSQ
---	--	------	-----	-------------	---	-----	---------	-----

## EASTERN REGION SNOWSPORTS ASSOCIATION 2017

## Hemel "Team Evolution" Summer League

## Special Slalom - Girls &amp; Boys - Under 12's

## ERSA Summer League - Final Ranking

Rank	Bib.	RegNo	Year	Cat	(Rank Name)	====	Club	Run 1	Run 2	Time	Gap	Points	Perf.
<b>== ERSA Boys and Men ==</b>													
1	48	22059	2006	U12 (1)	DADE Jake		NOR	13.96	* 13.45	<b>13.45</b>		0.00	+ 15.12
2	26	23655	2008	U10 (1)	PARKER Alfie		HEM	14.60	* 13.92	<b>13.92</b>	0.47	25.16	- 15.08
3	51	23962	2006	U12 (2)	PILLAY Callum		HEM	14.14	* 13.95	<b>13.95</b>	0.50	26.77	- 83.55
4	58		2006	U12 (3)	BOZZETTO Augustin		HEM	* 14.57	23.39	<b>14.57</b>	1.12	59.96	-
4	44	23557	2007	U12 (3)	MITCHELL Kieran		NOR	16.02	* 14.57	<b>14.57</b>	1.12	59.96	+ 41.34
6	20	23972	2009	U10 (2)	FABER Ryan		HEM	15.96	* 14.89	<b>14.89</b>	1.44	77.09	- 12.26
7	49		2007	U12 (5)	VERGANI Alberto		HEM	16.46	* 15.88	<b>15.88</b>	2.43	130.08	+ 12.51
8	55		2006	U12 (6)	JELPIDIFOROVA Eric		ESX	16.55	* 16.39	<b>16.39</b>	2.94	157.38	+ 87.36
9	53		2007	U12 (7)	WOOD George		VIK	* 16.69	16.79	<b>16.69</b>	3.24	173.44	+ 99.66
10	57	23961	2007	U12 (8)	DUCKENFIELD Jack		HEM	17.00	* 16.77	<b>16.77</b>	3.32	177.72	+ 10.43
11	56		2006	U12 (9)	BROWNE Freddie		NOR	17.59	* 17.05	<b>17.05</b>	3.60	192.71	+ 29.96
12	18		2008	U10 (3)	STEVENS Brook		HEM	* 17.06	17.54	<b>17.06</b>	3.61	193.25	- 55.51
13	21		2009	U10 (4)	CUTHBERT Adam Richard		SMK	17.51	* 17.16	<b>17.16</b>	3.71	198.60	- 105.98
14	46		2007	U12 (10)	FRANCIS Jude		VIK	19.39	* 17.42	<b>17.42</b>	3.97	212.52	+ 44.97
15	2		2010	U08 (1)	LAST William		NOR	19.27	* 17.63	<b>17.63</b>	4.18	223.76	- 58.30
16	52		2006	U12 (11)	PHILLIPS Daniel		WGC	* 17.75	17.76	<b>17.75</b>	4.30	230.19	+ 109.77
17	47		2006	U12 (12)	PENNECK Alexander		ESX	DSQ	* 17.83	<b>17.83</b>	4.38	234.47	+ 115.76
18	45		2006	U12 (13)	WOODHOUSE Luc		HEM	18.59	* 17.92	<b>17.92</b>	4.47	239.29	- 17.66
19	3		2010	U08 (2)	KARWICKI Hugo		HEM	19.14	* 18.02	<b>18.02</b>	4.57	244.64	-
20	27		2009	U10 (5)	BLACKWELL Jasper		TAL	24.87	* 18.34	<b>18.34</b>	4.89	261.77	+ 110.43
21	5		2010	U08 (3)	KINGE Jacob		NOR	* 18.79	18.87	<b>18.79</b>	5.34	285.86	+ 86.91
22	16		2009	U10 (6)	GRIMES Myles		VIK	21.51	* 18.90	<b>18.90</b>	5.45	291.75	+ 69.89
23	60		2009	U10 (7)	ENDERSBY Myles		EVO	19.88	* 19.48	<b>19.48</b>	6.03	322.80	-
24	59		2011	U08 (4)	PULLEN-MEMIN Ellis		EVO	21.61	* 20.35	<b>20.35</b>	6.90	369.37	-
25	25		2009	U10 (8)	HARTNELL Freddy		NOR	21.12	* 21.06	<b>21.06</b>	7.61	407.38	+ 53.54
26	24		2008	U10 (9)	PHIPPEN Corey		HEM	23.54	* 22.26	<b>22.26</b>	8.81	471.61	-
27	19		2009	U10 (10)	BRADY Aran		HEM	23.05	* 22.46	<b>22.46</b>	9.01	482.32	- 52.53
28	15		2009	U10 (11)	SHELLEY Jake		VIK	26.59	* 24.93	<b>24.93</b>	11.48	614.54	+ 196.22
29	23		2009	U10 (12)	HIBBLE Benji		VIK	26.61	* 25.41	<b>25.41</b>	11.96	640.24	+ 254.82
30	22		2009	U10 (13)	HARTNELL Sonny		NOR	DSQ	* 26.64	<b>26.64</b>	13.19	706.08	+ 509.99

## Did Not Start - Run 1 (4)

28		2008	U10	DAUDY Theodore		HEM	DNS	DNS
29		2008	U10	KENDLE Noah		WGC	DNS	DNS
50	23617	2006	U12	SADLER Oliver		HEM	DNS	DNS
54	23356	2006	U12	HARRIS Jack		HEM	DNS	DNS

## Disqualified - Run 1 (3)

17	23964	2008	U10	MESSINGER Grant		SPR	DSQ	DSQ
22		2009	U10	HARTNELL Sonny		NOR	DSQ	* 26.64
47		2006	U12	PENNECK Alexander		ESX	DSQ	* 17.83

## Did Not Start - Run 2 (4)

28		2008	U10	DAUDY Theodore		HEM	DNS	DNS
29		2008	U10	KENDLE Noah		WGC	DNS	DNS
50	23617	2006	U12	SADLER Oliver		HEM	DNS	DNS
54	23356	2006	U12	HARRIS Jack		HEM	DNS	DNS

## Disqualified - Run 2 (1)

17	23964	2008	U10	MESSINGER Grant		SPR	DSQ	DSQ
----	-------	------	-----	-----------------	--	-----	-----	-----



# EASTERN REGION SNOWSPORTS ASSOCIATION 2017

#ThatsTheERSAWay

## Hemel "Team Evolution" Summer League

### Extended Slalom - U12s

### ERSA Summer League - Final Ranking ES

Rank	Bib.	RegNo	Year	Cat	(Ranl Name	====	Club	Run 1	Run 2	Time	Gap
------	------	-------	------	-----	------------	------	------	-------	-------	------	-----





#### === ERS Under 08 Girls ===

1	1		2011	U08 (1)	GRIMES Roberta		VIK	33.42	* 30.90	<b>30.90</b>	
2	4		2012	U08 (2)	ANDERSON Esme		VIK	* 33.22	34.14	<b>33.22</b>	2.32

#### === ERS Under 08 Boys ===

1	2		2010	U08 (1)	LAST William		NOR	15.78	* 15.23	<b>15.23</b>	
2	3		2010	U08 (2)	KARWICKI Hugo		HEM	16.10	* 15.44	<b>15.44</b>	0.21





#### === ERS Under 10 Girls ===

1	11	23929	2009	U10 (1)	MAGNANI Emily		HEM	15.33	* 14.41	<b>14.41</b>	
2	7		2008	U10 (2)	JELPIDIFOROVA Valeria		ESX	15.74	* 14.94	<b>14.94</b>	0.53
3	12	23666	2008	U10 (3)	HOWESON Lucy		HEM	15.94	* 15.35	<b>15.35</b>	0.94
4	14		2009	U10 (4)	WELSH Madeleine		VIK	* 17.59	17.89	<b>17.59</b>	3.18

#### === ERS Under 10 Boys ===

1	26	23655	2008	U10 (1)	PARKER Alfie		HEM	13.27	* 12.82	<b>12.82</b>	
2	21		2009	U10 (2)	CUTHBERT Adam Richard		SMK	15.15	* 14.41	<b>14.41</b>	1.59
3	20	23972	2009	U10 (3)	FABER Ryan		HEM	14.79	* 14.52	<b>14.52</b>	1.70
4	18		2008	U10 (4)	STEVENS Brook		HEM	15.67	* 15.40	<b>15.40</b>	2.58
5	27		2009	U10 (5)	BLACKWELL Jasper		TAL	15.67	* 15.41	<b>15.41</b>	2.59
6	16		2009	U10 (6)	GRIMES Myles		VIK	17.82	* 15.97	<b>15.97</b>	3.15
7	60		2009	U10 (7)	ENDERSBY Myles		EVO	* 16.59	17.03	<b>16.59</b>	3.77
8	24		2008	U10 (8)	PHIPPEN Corey		HEM	19.91	* 19.61	<b>19.61</b>	6.79

#### === ERS Under 12 Girls ===

1	42	22892	2007	U12 (1)	TUTT Holly		SMK	* 12.83	12.84	<b>12.83</b>	
2	38	22938	2006	U12 (2)	HOWESON Olivia		HEM	13.07	* 12.99	<b>12.99</b>	0.16
3	33	22930	2006	U12 (3)	BLACKWELL Lucy		TAL	14.24	* 13.14	<b>13.14</b>	0.31
4	43		2007	U12 (4)	SARKAR Anna		ESX	14.94	* 14.52	<b>14.52</b>	1.69

## EASTERN REGION SNOWSPORTS ASSOCIATION 2017










Hemel "Team Evolution" Summer League

Extended Slalom - U12s

ERSA Summer League - Final Ranking ES

Rank	Bib.	RegNo	Year	Cat	(Ranl Name	====	Club	Run 1	Run 2	Time	Gap
5	32		2007	U12 (5)	LAST Isabelle		NOR	16.02	* 14.92	<b>14.92</b>	2.09

## === ERSA Under 12 Boys ===

1	48	22059	2006	U12 (1)	DADE Jake		NOR	12.74	* 12.63	<b>12.63</b>	
2	51	23962	2006	U12 (2)	PILLAY Callum		HEM	* 13.69	13.72	<b>13.69</b>	1.06
3	44	23557	2007	U12 (3)	MITCHELL Kieran		NOR	* 13.75	21.47	<b>13.75</b>	1.12
4	49		2007	U12 (4)	VERGANI Alberto		HEM	14.61	* 13.91	<b>13.91</b>	1.28
5	55		2006	U12 (5)	JELPIDIFOROVA Eric		ESX	15.06	* 14.41	<b>14.41</b>	1.78
6	57	23961	2007	U12 (6)	DUCKENFIELD Jack		HEM	* 14.50	14.56	<b>14.50</b>	1.87
7	47		2006	U12 (7)	PENNECK Alexander		ESX	15.63	* 14.97	<b>14.97</b>	2.34
8	52		2006	U12 (8)	PHILLIPS Daniel		WGC	15.41	* 15.04	<b>15.04</b>	2.41
9	46		2007	U12 (9)	FRANCIS Jude		VIK	* 16.46	16.53	<b>16.46</b>	3.83















# EASTERN REGION SNOWSPORTS ASSOCIATION 2017

#ThatsTheERSAWay

## Hemel "Team Evolution" Summer League

### Special Slalom - Female & Male

### ERSA Summer League - Final Ranking

Rank	Bib.	RegNo	Year	Cat	(Ranl Name	====	Club	Run 1	Run 2	Time	Gap
<b>=== ERS Under 14 Girls ===</b>											
1	6	23492	2004	U14 (1)	HERRIES Olivia		HEM	13.79	* 13.06	<b>13.06</b>	
2	37	23273	2005	U14 (2)	PARKER Abbie		HEM	14.97	* 14.91	<b>14.91</b>	1.85
3	25	22937	2005	U14 (3)	ALEY Lauren		HEM	16.73	* 16.07	<b>16.07</b>	3.01
4	8		2004	U14 (4)	VENABLES Felicity		VIK	16.96	* 16.19	<b>16.19</b>	3.13
5	40		2004	U14 (5)	PERRIS Harriet		HEM	18.06	* 16.65	<b>16.65</b>	3.59
6	41	23826	2004	U14 (6)	DRYER Amelie		SMK	16.75	* 16.73	<b>16.73</b>	3.67
7	42	22900	2005	U14 (7)	ARLOTT Holly		SMK	17.07	* 16.91	<b>16.91</b>	3.85
8	43		2005	U14 (8)	CONNOLD Rosie		WGC	17.55	* 17.09	<b>17.09</b>	4.03
8	3	24065	2005	U14 (8)	LINCOLN Isabel		NOR	* 17.09	17.10	<b>17.09</b>	4.03
10	28		2004	U14 (10)	GLADIN Amber		HEM	19.05	* 17.54	<b>17.54</b>	4.48
11	24		2004	U14 (11)	WOOD Caitlin		VIK	* 17.70	18.07	<b>17.70</b>	4.64
12	21	24069	2005	U14 (12)	SCOTT-AMOS Beth		NOR	* 17.87	17.87	<b>17.87</b>	4.81
13	35		2005	U14 (13)	ALSTON Ruby		VIK	22.52	* 21.22	<b>21.22</b>	8.16
14	38		2005	U14 (14)	CHURCHILL Imogen		VIK	24.62	* 23.51	<b>23.51</b>	10.45

### === ERS Under 14 Boys ===

1	98	22787	2005	U14 (1)	BARFOOT Joshua		HEM	13.45	* 13.30	<b>13.30</b>	
2	67	22087	2005	U14 (2)	PARKER Travis		NOR	14.30	* 14.00	<b>14.00</b>	0.70
3	70		2004	U14 (3)	MARSH Joel		NOR	15.09	* 14.78	<b>14.78</b>	1.48
4	87		2004	U14 (4)	MUNDY Jack		ESX	15.77	* 15.24	<b>15.24</b>	1.94
5	100		2004	U14 (5)	LEWIS Hal		HEM	15.95	* 15.60	<b>15.60</b>	2.30
6	91	23247	2005	U14 (6)	WARNE Ben		HEM	17.06	* 16.94	<b>16.94</b>	3.64
7	97	24032	2004	U14 (7)	GARLEY Samuel		SMK	17.97	* 17.73	<b>17.73</b>	4.43
8	83		2005	U14 (8)	THOMSON Kai		VIK	29.23	* 17.99	<b>17.99</b>	4.69
9	93		2005	U14 (9)	PAGE-BROWNE Adam		WGC	18.95	* 18.33	<b>18.33</b>	5.03
10	89		2005	U14 (10)	MONTGOMERY Freddie		NOR	DSQ	* 20.41	<b>20.41</b>	7.11

### Disqualified - Run 1 (1)

	89		2005	U14	MONTGOMERY Freddie		NOR	DSQ	* 20.41		
--	----	--	------	-----	--------------------	---	-----	-----	---------	--	--

### === ERS Under 16 Girls ===

1	7	23246	2003	U16 (1)	WARNE Charlotte		HEM	14.60	* 14.38	<b>14.38</b>	
---	---	-------	------	---------	-----------------	---	-----	-------	---------	--------------	--



EASTERN REGION SNOWSPORTS ASSOCIATION 2017

Hemel "Team Evolution" Summer League

Special Slalom - Female & Male

ERSA Summer League - Final Ranking

Rank	Bib.	RegNo	Year	Cat	(Ranl Name	====	Club	Run 1	Run 2	Time	Gap
2	19		2002	U16 (2)	STEVENS Lilyella		HEM	15.13	* 15.10	<b>15.10</b>	0.72
3	10	20998	2003	U16 (3)	BARDER Katie		HEM	15.50	* 15.16	<b>15.16</b>	0.78
4	15	20725	2002	U16 (4)	WARMINGTON Harriet		HEM	15.40	* 15.34	<b>15.34</b>	0.96
4	5	19739	2002	U16 (4)	ROSE Rebecca		SMK	15.36	* 15.34	<b>15.34</b>	0.96
6	16	22983	2002	U16 (6)	BLYTH Helena		HEM	16.90	* 16.73	<b>16.73</b>	2.35
7	2		2003	U16 (7)	FRANCIS Mia		VIK	17.52	* 17.36	<b>17.36</b>	2.98
8	22		2003	U16 (8)	GROSE Elise		NOR	18.76	* 17.68	<b>17.68</b>	3.30
9	44		2002	U16 (9)	DE VILLIERS Jacqueline		HEM	* 18.34	18.55	<b>18.34</b>	3.96
10	31		2003	U16 (10)	COOMBES Olivia		WGC	19.09	* 18.43	<b>18.43</b>	4.05
11	33		2003	U16 (11)	WOODHOUSE Amelie		HEM	18.92	* 18.71	<b>18.71</b>	4.33
12	36		2003	U16 (12)	WIGHTMAN Olivia		HEM	19.68	* 18.78	<b>18.78</b>	4.40

=== ERS Under 16 Boys ===

1	55	20748	2003	U16 (1)	DADE Tommy		NOR	13.47	* 12.82	<b>12.82</b>	
2	56	20884	2003	U16 (2)	THOMPSON Joseph		NOR	13.26	* 13.15	<b>13.15</b>	0.33
3	74	20264	2003	U16 (3)	REIDY Thomas		HEM	14.30	* 14.01	<b>14.01</b>	1.19
4	58		2002	U16 (4)	CROUGHAN Ewan		NOR	DSQ	* 14.10	<b>14.10</b>	1.28
5	69		2003	U16 (5)	TURNER Alfie		HEM	* 14.24	14.41	<b>14.24</b>	1.42
6	81		2002	U16 (6)	ELLIS-MILLER George		HEM	15.02	* 14.54	<b>14.54</b>	1.72
7	53	23349	2003	U16 (7)	BUSHELL George		NOR	15.09	* 14.61	<b>14.61</b>	1.79
8	103		2003	U16 (8)	DUFF Matthew		SMK	* 15.00	DSQ	<b>15.00</b>	2.18
9	96		2003	U16 (9)	WHITFORD Cooper		HEM	16.60	* 15.84	<b>15.84</b>	3.02
10	78		2003	U16 (10)	ALGER James		NOR	16.94	* 16.55	<b>16.55</b>	3.73

Did Not Start - Run 1 (2)

	57		2002	U16	GOMEZ CLARKE Jamie		NOR	DNS	DNS		
	94		2003	U16	MILES Andrew		HEM	DNS	DNS		

Disqualified - Run 1 (1)

	58		2002	U16	CROUGHAN Ewan		NOR	DSQ	* 14.10		
--	----	--	------	-----	---------------	--	-----	-----	---------	--	--

Did Not Start - Run 2 (2)

	57		2002	U16	GOMEZ CLARKE Jamie		NOR	DNS	DNS		
	94		2003	U16	MILES Andrew		HEM	DNS	DNS		

Disqualified - Run 2 (1)

	103		2003	U16	DUFF Matthew		SMK	* 15.00	DSQ		
--	-----	--	------	-----	--------------	--	-----	---------	-----	--	--

=== ERS Under 18 Ladies ===

1	4	20337	2001	U18 (1)	SKIPPER Megan		NOR	14.51	* 14.37	<b>14.37</b>	
2	9	20339	2000	U18 (2)	BURROUGHS Hannah		NOR	14.76	* 14.56	<b>14.56</b>	0.19
3	14	22615	2001	U18 (3)	FABER Sophie		HEM	* 15.28	15.37	<b>15.28</b>	0.91
4	18		2000	U18 (4)	BRADLEY Lydia		HEM	16.01	* 15.63	<b>15.63</b>	1.26
5	39		2001	U18 (5)	TURNER Madeline		HEM	20.66	* 19.34	<b>19.34</b>	4.97
6	32		2001	U18 (6)	CHURCHILL Freya		VIK	21.72	* 21.16	<b>21.16</b>	6.79

## EASTERN REGION SNOWSPORTS ASSOCIATION 2017


## Hemel "Team Evolution" Summer League

## Special Slalom - Female &amp; Male


## ERSA Summer League - Final Ranking

Rank	Bib.	RegNo	Year	Cat	(Ranl Name	====	Club	Run 1	Run 2	Time	Gap
------	------	-------	------	-----	------------	------	------	-------	-------	------	-----

## Did Not Start - Run 1 (1)

	17	20439	2000	U18	STEVENS Anney		HEM	DNS	DNS		
--	----	-------	------	-----	---------------	---	-----	-----	-----	--	--

## Did Not Start - Run 2 (1)

	17	20439	2000	U18	STEVENS Anney		HEM	DNS	DNS		
--	----	-------	------	-----	---------------	---	-----	-----	-----	--	--

## === ERSA Under 18 Men ===

1	61	22164	2001	U18 (1)	LONGSTAFF Michael		WGC	13.02	* 12.85	12.85	
2	64	23185	2000	U18 (2)	STEWART Oliver		NOR	14.08	* 13.56	13.56	0.71
3	66		2001	U18 (3)	REYNOLDS Joshua		NOR	14.87	* 14.15	14.15	1.30
4	54		2000	U18 (4)	THOMPSON Connor		VIK	39.03	* 14.85	14.85	2.00
5	92		2001	U18 (5)	PYALL James		VIK	18.29	* 18.20	18.20	5.35

## Did Not Start - Run 1 (2)

	73	20761	2000	U18	LEE Dexter		HEM	DNS	DNS		
	95		2001	U18	MUNTON Joshua		TAL	DNS	DNS		

## Did Not Start - Run 2 (2)

	73	20761	2000	U18	LEE Dexter		HEM	DNS	DNS		
	95		2001	U18	MUNTON Joshua		TAL	DNS	DNS		

## === ERSA Under 21 Ladies ===

1	12	22943	1999	U21 (1)	BLYTH Charlotte		HEM	DSQ	* 14.44	14.44	
---	----	-------	------	---------	-----------------	---	-----	-----	---------	-------	--

## Disqualified - Run 1 (1)

	12	22943	1999	U21	BLYTH Charlotte		HEM	DSQ	* 14.44		
--	----	-------	------	-----	-----------------	---	-----	-----	---------	--	--

## === ERSA Under 21 Men ===

1	52	21742	1998	U21 (1)	SEWELL Logan		NOR	13.74	* 12.52	12.52	
2	63	19713	1997	U21 (2)	BOTY Harry		HEM	12.81	* 12.62	12.62	0.10
3	59	18661	1997	U21 (3)	WARMINGTON Richard		HEM	13.30	* 12.68	12.68	0.16
4	101	45296	1999	U21 (4)	BELLMAN Piers		HEM	13.01	* 12.81	12.81	0.29
5	99		1999	U21 (5)	HLOUSEK Martin		HEM	14.90	* 14.51	14.51	1.99
6	105		1997	U21 (6)	PATTERSON Greg		HEM	18.41	* 18.20	18.20	5.68

## Did Not Start - Run 1 (1)

	62	18810	1997	U21	FENELEY Luke		NOR	DNS	DNS		
--	----	-------	------	-----	--------------	---	-----	-----	-----	--	--

## Did Not Start - Run 2 (1)

	62	18810	1997	U21	FENELEY Luke		NOR	DNS	DNS		
--	----	-------	------	-----	--------------	---	-----	-----	-----	--	--

## EASTERN REGION SNOWSPORTS ASSOCIATION 2017




## Hemel "Team Evolution" Summer League

## Special Slalom - Female &amp; Male





## ERSA Summer League - Final Ranking

Rank	Bib.	RegNo	Year	Cat	(Ranl Name	====	Club	Run 1	Run 2	Time	Gap
------	------	-------	------	-----	------------	------	------	-------	-------	------	-----

## === ERSA Senior/Masters 1 Ladies ===

1	23		1985	SM1 (1)	DEDECJUS Anna		HEM	15.48	* 15.35	<b>15.35</b>	
2	29		1983	SM1 (2)	PRIKRYLOVA Helena		SMK	15.95	* 15.40	<b>15.40</b>	0.05
3	26		1996	SM1 (3)	HARRISON Kara		HEM	16.42	* 16.25	<b>16.25</b>	0.90
4	13		1992	SM1 (4)	BOWEN Catriona		NOR	16.53	* 16.51	<b>16.51</b>	1.16
5	27	21349	1980	SM1 (5)	HILLS Alison		HEM	17.55	* 17.09	<b>17.09</b>	1.74





## === ERSA Senior/Masters 1 Men ===

1	106	4899	1985	SM1 (1)	MANNS William		EVO	DSQ	* 12.69	<b>12.69</b>	
2	104		1996	SM1 (2)	OSINDERO Rotimi		HEM	14.89	* 14.79	<b>14.79</b>	2.10
3	84	21654	1982	SM1 (3)	IMAMZADE Murat		HEM	* 14.82	15.24	<b>14.82</b>	2.13
4	76	22138	1987	SM1 (4)	BELLAMY Edward		NOR	15.79	* 15.10	<b>15.10</b>	2.41

## Disqualified - Run 1 (1)

	106	4899	1985	SM1	MANNS William		EVO	DSQ	* 12.69		
--	-----	------	------	-----	---------------	---	-----	-----	---------	--	--

## === ERSA Masters 2 Ladies ===

1	1		1970	MA2 (1)	ANDERSON Beverley		VIK	15.75	* 15.26	<b>15.26</b>	
2	11	20742	1971	MA2 (2)	SAMPSON Melissa		NOR	17.07	* 15.97	<b>15.97</b>	0.71
3	20		1968	MA2 (3)	STEVENS Holly		HEM	17.60	* 16.59	<b>16.59</b>	1.33
4	30		1974	MA2 (4)	GRIMES Nicola		VIK	18.97	* 18.42	<b>18.42</b>	3.16

## Did Not Start - Run 1 (1)

	34		1971	MA2	BRADY Ecaterina		HEM	DNS	DNS		
--	----	--	------	-----	-----------------	---	-----	-----	-----	--	--

## Did Not Start - Run 2 (1)

	34		1971	MA2	BRADY Ecaterina		HEM	DNS	DNS		
--	----	--	------	-----	-----------------	---	-----	-----	-----	--	--

## === ERSA Masters 2 Men ===

1	60		1973	MA2 (1)	PHIPPEN Chris		HEM	13.15	* 12.91	<b>12.91</b>	
2	65	13217	1968	MA2 (2)	SHARP Anthony		HEM	13.42	* 13.38	<b>13.38</b>	0.47
3	75	24084	1967	MA2 (3)	KING Alistair		HEM	* 14.18	14.31	<b>14.18</b>	1.27
4	88		1971	MA2 (4)	WOODHOUSE Jamie		HEM	15.33	* 14.53	<b>14.53</b>	1.62
5	102		1972	MA2 (5)	WALKINGTON Stuart		HEM	15.04	* 14.70	<b>14.70</b>	1.79
6	82		1973	MA2 (6)	GRIMES Daniel		VIK	15.32	* 15.17	<b>15.17</b>	2.26
7	90		1973	MA2 (7)	WOOD Andy		VIK	17.48	* 16.99	<b>16.99</b>	4.08

## === ERSA Masters 3 Men ===

1	51	20550	1962	MA3 (1)	OLIVER Mark		HEM	14.92	* 14.30	<b>14.30</b>	
2	85		1960	MA3 (2)	CAMPBELL Stephen		WGC	15.42	* 15.28	<b>15.28</b>	0.98

## EASTERN REGION SNOWSPORTS ASSOCIATION 2017


## Hemel "Team Evolution" Summer League

## Special Slalom - Female &amp; Male

## ERSA Summer League - Final Ranking

Rank	Bib.	RegNo	Year	Cat	(Ranl Name	====	Club	Run 1	Run 2	Time	Gap
3	68		1964	MA3	(3) THOMSON Stewart		VIK	16.06	* 15.35	<b>15.35</b>	1.05
4	77		1966	MA3	(4) GARRETT Mike		NOR	16.87	* 16.20	<b>16.20</b>	1.90
5	72	10372	1959	MA3	(5) ANDERSON Christopher		VIK	16.64	* 16.43	<b>16.43</b>	2.13
6	79	41974	1960	MA3	(6) THOMAS Pat		HEM	* 16.58	16.72	<b>16.58</b>	2.28
7	80	8713	1959	MA3	(7) CLARKE Christopher		HEM	17.14	* 17.07	<b>17.07</b>	2.77

## Did Not Start - Run 1 (1)

	71		1957	MA3	SUZUKI Masahiro		HEM	DNS	DNS		
--	----	--	------	-----	-----------------	---	-----	-----	-----	--	--

## Did Not Start - Run 2 (1)

	71		1957	MA3	SUZUKI Masahiro		HEM	DNS	DNS		
--	----	--	------	-----	-----------------	---	-----	-----	-----	--	--

## === ERSA Masters 4 Men ===

1	86		1956	MA4	(1) BRADLEY Stephen		HEM	18.05	* 17.65	<b>17.65</b>	
---	----	--	------	-----	---------------------	---	-----	-------	---------	--------------	--

EASTERN REGION SNOWSPORTS ASSOCIATION 2017

#ThatsTheERSAWay

Hemel "Team Evolution" Summer League

Special Slalom - Female & Male

ERSA Summer League - Final Ranking

Rank	Bib.	RegNo	Year	Cat	(Rank Name)	====	Club	Run 1	Run 2	Time	Gap	Points	Perf.
<b>==ERSA Girls and Ladies ==</b>													
1	6	23492	2004	U14 (1)	HERRIES Olivia		HEM	13.79	* 13.06	<b>13.06</b>		0.00	- 65.54
2	4	20337	2001	U18 (1)	SKIPPER Megan		NOR	14.51	* 14.37	<b>14.37</b>	1.31	72.22	+ 72.61
3	7	23246	2003	U16 (1)	WARNE Charlotte		HEM	14.60	* 14.38	<b>14.38</b>	1.32	72.77	- 17.88
4	12	22943	1999	U21 (1)	BLYTH Charlotte		HEM	DSQ	* 14.44	<b>14.44</b>	1.38	76.08	+ 42.03
5	9	20339	2000	U18 (2)	BURROUGHS Hannah		NOR	14.76	* 14.56	<b>14.56</b>	1.50	82.70	+ 64.05
6	37	23273	2005	U14 (2)	PARKER Abbie		HEM	14.97	* 14.91	<b>14.91</b>	1.85	101.99	-
7	19		2002	U16 (2)	STEVENS Lilyella		HEM	15.13	* 15.10	<b>15.10</b>	2.04	112.47	- 54.96
8	10	20998	2003	U16 (3)	BARDER Katie		HEM	15.50	* 15.16	<b>15.16</b>	2.10	115.77	+ 10.51
9	1		1970	MA2 (1)	ANDERSON Beverley		VIK	15.75	* 15.26	<b>15.26</b>	2.20	121.29	+ 62.99
10	14	22615	2001	U18 (3)	FABER Sophie		HEM	* 15.28	15.37	<b>15.28</b>	2.22	122.39	+ 14.17
11	15	20725	2002	U16 (4)	WARMINGTON Harriet		HEM	15.40	* 15.34	<b>15.34</b>	2.28	125.70	+ 19.80
11	5	19739	2002	U16 (4)	ROSE Rebecca		SMK	15.36	* 15.34	<b>15.34</b>	2.28	125.70	+ 25.63
13	23		1985	SM1 (1)	DEDECJUS Anna		HEM	15.48	* 15.35	<b>15.35</b>	2.29	126.25	- 86.55
14	29		1983	SM1 (2)	PRIKRYLOVA Helena		SMK	15.95	* 15.40	<b>15.40</b>	2.34	129.00	- 191.66
15	18		2000	U18 (4)	BRADLEY Lydia		HEM	16.01	* 15.63	<b>15.63</b>	2.57	141.68	- 24.15
16	11	20742	1971	MA2 (2)	SAMPSON Melissa		NOR	17.07	* 15.97	<b>15.97</b>	2.91	160.43	+ 60.64
17	25	22937	2005	U14 (3)	ALEY Lauren		HEM	16.73	* 16.07	<b>16.07</b>	3.01	165.94	- 52.17
18	8		2004	U14 (4)	VENABLES Felicity		VIK	16.96	* 16.19	<b>16.19</b>	3.13	172.56	+ 46.64
19	26		1996	SM1 (3)	HARRISON Kara		HEM	16.42	* 16.25	<b>16.25</b>	3.19	175.87	- 53.78
20	13		1992	SM1 (4)	BOWEN Catriona		NOR	16.53	* 16.51	<b>16.51</b>	3.45	190.20	+ 61.32
21	20		1968	MA2 (3)	STEVENS Holly		HEM	17.60	* 16.59	<b>16.59</b>	3.53	194.61	+ 16.03
22	40		2004	U14 (5)	PERRIS Harriet		HEM	18.06	* 16.65	<b>16.65</b>	3.59	197.92	-
23	41	23826	2004	U14 (6)	DRYER Amelie		SMK	16.75	* 16.73	<b>16.73</b>	3.67	202.33	-
23	16	22983	2002	U16 (6)	BLYTH Helena		HEM	16.90	* 16.73	<b>16.73</b>	3.67	202.33	+ 62.83
25	42	22900	2005	U14 (7)	ARLOTT Holly		SMK	17.07	* 16.91	<b>16.91</b>	3.85	212.25	-
26	43		2005	U14 (8)	CONNOLD Rosie		WGC	17.55	* 17.09	<b>17.09</b>	4.03	222.17	-
26	27	21349	1980	SM1 (5)	HILLS Alison		HEM	17.55	* 17.09	<b>17.09</b>	4.03	222.17	- 37.72
26	3	24065	2005	U14 (8)	LINCOLN Isabel		NOR	* 17.09	17.10	<b>17.09</b>	4.03	222.17	+ 88.23
29	2		2003	U16 (7)	FRANCIS Mia		VIK	17.52	* 17.36	<b>17.36</b>	4.30	237.06	+ 132.35
30	28		2004	U14 (10)	GLADIN Amber		HEM	19.05	* 17.54	<b>17.54</b>	4.48	246.98	- 36.87
31	22		2003	U16 (8)	GROSE Elise		NOR	18.76	* 17.68	<b>17.68</b>	4.62	254.70	+ 50.97
32	24		2004	U14 (11)	WOOD Caitlin		VIK	* 17.70	18.07	<b>17.70</b>	4.64	255.80	+ 41.93
33	21	24069	2005	U14 (12)	SCOTT-AMOS Beth		NOR	* 17.87	17.87	<b>17.87</b>	4.81	265.18	+ 76.78
34	44		2002	U16 (9)	DE VILLIERS Jacqueline		HEM	* 18.34	18.55	<b>18.34</b>	5.28	291.09	-
35	30		1974	MA2 (4)	GRIMES Nicola		VIK	18.97	* 18.42	<b>18.42</b>	5.36	295.50	- 36.28
36	31		2003	U16 (10)	COOMBES Olivia		WGC	19.09	* 18.43	<b>18.43</b>	5.37	296.05	- 54.35
37	33		2003	U16 (11)	WOODHOUSE Amelie		HEM	18.92	* 18.71	<b>18.71</b>	5.65	311.49	- 182.66
38	36		2003	U16 (12)	WIGHTMAN Olivia		HEM	19.68	* 18.78	<b>18.78</b>	5.72	315.34	-
39	39		2001	U18 (5)	TURNER Madeline		HEM	20.66	* 19.34	<b>19.34</b>	6.28	346.22	-
40	32		2001	U18 (6)	CHURCHILL Freya		VIK	21.72	* 21.16	<b>21.16</b>	8.10	446.55	+ 73.75
41	35		2005	U14 (13)	ALSTON Ruby		VIK	22.52	* 21.22	<b>21.22</b>	8.16	449.86	-
42	38		2005	U14 (14)	CHURCHILL Imogen		VIK	24.62	* 23.51	<b>23.51</b>	10.45	576.11	-



## EASTERN REGION SNOWSPORTS ASSOCIATION 2017

## Hemel "Team Evolution" Summer League

## Special Slalom - Female &amp; Male

## ERSA Summer League - Final Ranking

Rank	Bib.	RegNo	Year	Cat	(Rank Name)	====	Club	Run 1	Run 2	Time	Gap	Points	Perf.
------	------	-------	------	-----	-------------	------	------	-------	-------	------	-----	--------	-------

## Did Not Start - Run 1 (2)

	17	20439	2000	U18	STEVENS Anney		HEM	DNS	DNS				
	34		1971	MA2	BRADY Ecaterina		HEM	DNS	DNS				

## Disqualified - Run 1 (1)

	12	22943	1999	U21	BLYTH Charlotte		HEM	DSQ	* 14.44				
--	----	-------	------	-----	-----------------	---	-----	-----	---------	--	--	--	--

## Did Not Start - Run 2 (2)

	17	20439	2000	U18	STEVENS Anney		HEM	DNS	DNS				
	34		1971	MA2	BRADY Ecaterina		HEM	DNS	DNS				

## == ERSa Boys and Men ==










1	52	21742	1998	U21 (1)	SEWELL Logan		NOR	13.74	* 12.52	<b>12.52</b>		0.00	+ 22.60
2	63	19713	1997	U21 (2)	BOTY Harry		HEM	12.81	* 12.62	<b>12.62</b>	0.10	5.75	+ 0.02
3	59	18661	1997	U21 (3)	WARMINGTON Richard		HEM	13.30	* 12.68	<b>12.68</b>	0.16	9.20	- 0.10
4	106	4899	1985	SM1 (1)	MANNNS William		EVO	DSQ	* 12.69	<b>12.69</b>	0.17	9.78	-
5	101	45296	1999	U21 (4)	BELLMAN Piers		HEM	13.01	* 12.81	<b>12.81</b>	0.29	16.68	-
6	55	20748	2003	U16 (1)	DADE Tommy		NOR	13.47	* 12.82	<b>12.82</b>	0.30	17.25	- 6.35
7	61	22164	2001	U18 (1)	LONGSTAFF Michael		WGC	13.02	* 12.85	<b>12.85</b>	0.33	18.98	- 9.37
8	60		1973	MA2 (1)	PHIPPEN Chris		HEM	13.15	* 12.91	<b>12.91</b>	0.39	22.43	- 8.91
9	56	20884	2003	U16 (2)	THOMPSON Joseph		NOR	13.26	* 13.15	<b>13.15</b>	0.63	36.23	+ 18.03
10	98	22787	2005	U14 (1)	BARFOOT Joshua		HEM	13.45	* 13.30	<b>13.30</b>	0.78	44.86	-
11	65	13217	1968	MA2 (2)	SHARP Anthony		HEM	13.42	* 13.38	<b>13.38</b>	0.86	49.46	- 21.37
12	64	23185	2000	U18 (2)	STEWART Oliver		NOR	14.08	* 13.56	<b>13.56</b>	1.04	59.81	+ 29.10
13	67	22087	2005	U14 (2)	PARKER Travis		NOR	14.30	* 14.00	<b>14.00</b>	1.48	85.11	- 10.31
14	74	20264	2003	U16 (3)	REIDY Thomas		HEM	14.30	* 14.01	<b>14.01</b>	1.49	85.69	- 40.53
15	58		2002	U16 (4)	CROUGHAN Ewan		NOR	DSQ	* 14.10	<b>14.10</b>	1.58	90.86	+ 16.55
16	66		2001	U18 (3)	REYNOLDS Joshua		NOR	14.87	* 14.15	<b>14.15</b>	1.63	93.74	+ 8.04
17	75	24084	1967	MA2 (3)	KING Alistair		HEM	* 14.18	14.31	<b>14.18</b>	1.66	95.46	- 32.31
18	69		2003	U16 (5)	TURNER Alfie		HEM	* 14.24	14.41	<b>14.24</b>	1.72	98.91	- 5.52
19	51	20550	1962	MA3 (1)	OLIVER Mark		HEM	14.92	* 14.30	<b>14.30</b>	1.78	102.36	+ 26.93
20	99		1999	U21 (5)	HLOUSEK Martin		HEM	14.90	* 14.51	<b>14.51</b>	1.99	114.44	-
21	88		1971	MA2 (4)	WOODHOUSE Jamie		HEM	15.33	* 14.53	<b>14.53</b>	2.01	115.59	- 155.66
22	81		2002	U16 (6)	ELLIS-MILLER George		HEM	15.02	* 14.54	<b>14.54</b>	2.02	116.17	- 126.96
23	53	23349	2003	U16 (7)	BUSHELL George		NOR	15.09	* 14.61	<b>14.61</b>	2.09	120.19	+ 54.75
24	102		1972	MA2 (5)	WALKINGTON Stuart		HEM	15.04	* 14.70	<b>14.70</b>	2.18	125.37	-
25	70		2004	U14 (3)	MARSH Joel		NOR	15.09	* 14.78	<b>14.78</b>	2.26	129.97	+ 19.08
26	104		1996	SM1 (2)	OSINDERO Rotimi		HEM	14.89	* 14.79	<b>14.79</b>	2.27	130.54	-
27	84	21654	1982	SM1 (3)	IMAMZADE Murat		HEM	* 14.82	15.24	<b>14.82</b>	2.30	132.27	- 119.93
28	54		2000	U18 (4)	THOMPSON Connor		VIK	39.03	* 14.85	<b>14.85</b>	2.33	133.99	+ 97.96
29	103		2003	U16 (8)	DUFF Matthew		SMK	* 15.00	DSQ	<b>15.00</b>	2.48	142.62	-
30	76	22138	1987	SM1 (4)	BELLAMY Edward		NOR	15.79	* 15.10	<b>15.10</b>	2.58	148.37	- 2.93
31	82		1973	MA2 (6)	GRIMES Daniel		VIK	15.32	* 15.17	<b>15.17</b>	2.65	152.40	- 92.26
32	87		2004	U14 (4)	MUNDY Jack		ESX	15.77	* 15.24	<b>15.24</b>	2.72	156.42	- 114.17
33	85		1960	MA3 (2)	CAMPBELL Stephen		WGC	15.42	* 15.28	<b>15.28</b>	2.76	158.72	- 104.58
34	68		1964	MA3 (3)	THOMSON Stewart		VIK	16.06	* 15.35	<b>15.35</b>	2.83	162.75	+ 64.91
35	100		2004	U14 (5)	LEWIS Hal		HEM	15.95	* 15.60	<b>15.60</b>	3.08	177.12	-
36	96		2003	U16 (9)	WHITFORD Cooper		HEM	16.60	* 15.84	<b>15.84</b>	3.32	190.93	-
37	77		1966	MA3 (4)	GARRETT Mike		NOR	16.87	* 16.20	<b>16.20</b>	3.68	211.63	+ 44.25
38	72	10372	1959	MA3 (5)	ANDERSON Christopher		VIK	16.64	* 16.43	<b>16.43</b>	3.91	224.86	+ 111.32
39	78		2003	U16 (10)	ALGER James		NOR	16.94	* 16.55	<b>16.55</b>	4.03	231.76	+ 57.78
40	79	41974	1960	MA3 (6)	THOMAS Pat		HEM	* 16.58	16.72	<b>16.58</b>	4.06	233.48	+ 12.07
41	91	23247	2005	U14 (6)	WARNE Ben		HEM	17.06	* 16.94	<b>16.94</b>	4.42	254.19	- 49.37

## EASTERN REGION SNOWSPORTS ASSOCIATION 2017

## Hemel "Team Evolution" Summer League

## Special Slalom - Female &amp; Male

## ERSA Summer League - Final Ranking

Rank	Bib.	RegNo	Year	Cat	(Rank Name)	====	Club	Run 1	Run 2	Time	Gap	Points	Perf.
42	90		1973	MA2	(7) WOOD Andy		VIK	17.48	* 16.99	<b>16.99</b>	4.47	257.06	- 27.07
43	80	8713	1959	MA3	(7) CLARKE Christopher		HEM	17.14	* 17.07	<b>17.07</b>	4.55	261.66	+ 20.88
44	86		1956	MA4	(1) BRADLEY Stephen		HEM	18.05	* 17.65	<b>17.65</b>	5.13	295.02	+ 28.33
45	97	24032	2004	U14	(7) GARLEY Samuel		SMK	17.97	* 17.73	<b>17.73</b>	5.21	299.62	-
46	83		2005	U14	(8) THOMSON Kai		VIK	29.23	* 17.99	<b>17.99</b>	5.47	314.57	+ 68.10
47	105		1997	U21	(6) PATTERSON Greg		HEM	18.41	* 18.20	<b>18.20</b>	5.68	326.65	- 29.83
47	92		2001	U18	(5) PYALL James		VIK	18.29	* 18.20	<b>18.20</b>	5.68	326.65	+ 18.46
49	93		2005	U14	(9) PAGE-BROWNE Adam		WGC	18.95	* 18.33	<b>18.33</b>	5.81	334.12	- 1.89
50	89		2005	U14	(10) MONTGOMERY Freddie		NOR	DSQ	* 20.41	<b>20.41</b>	7.89	453.74	+ 171.73

## Did Not Start - Run 1 (6)

57		2002	U16	GOMEZ CLARKE Jamie		NOR	DNS	DNS					
62	18810	1997	U21	FENELEY Luke		NOR	DNS	DNS					
71		1957	MA3	SUZUKI Masahiro		HEM	DNS	DNS					
73	20761	2000	U18	LEE Dexter		HEM	DNS	DNS					
94		2003	U16	MILES Andrew		HEM	DNS	DNS					
95		2001	U18	MUNTUN Joshua		TAL	DNS	DNS					

## Disqualified - Run 1 (3)

58		2002	U16	CROUGHAN Ewan		NOR	DSQ	* 14.10					
89		2005	U14	MONTGOMERY Freddie		NOR	DSQ	* 20.41					
106	4899	1985	SM1	MANNIS William		EVO	DSQ	* 12.69					

## Did Not Start - Run 2 (6)

57		2002	U16	GOMEZ CLARKE Jamie		NOR	DNS	DNS					
62	18810	1997	U21	FENELEY Luke		NOR	DNS	DNS					
71		1957	MA3	SUZUKI Masahiro		HEM	DNS	DNS					
73	20761	2000	U18	LEE Dexter		HEM	DNS	DNS					
94		2003	U16	MILES Andrew		HEM	DNS	DNS					
95		2001	U18	MUNTUN Joshua		TAL	DNS	DNS					

## Disqualified - Run 2 (1)

103		2003	U16	DUFF Matthew		SMK	* 15.00	DSQ					
-----	--	------	-----	--------------	---	-----	---------	-----	--	--	--	--	--

# EASTERN REGION SNOWSPORTS ASSOCIATION 2017

#ThatsTheERSAWay




## Hemel "Team Evolution" Summer League

### Extended Slalom - U14+





### ERSA Summer League - Final Ranking

Rank	Bib.	RegNo	Year	Cat	(Ranl Name	====	Club	Run 1	Run 2	Time	Gap
------	------	-------	------	-----	------------	------	------	-------	-------	------	-----









#### === ERSA Under 14 Girls ===

1	6	23492	2004	U14 (1)	HERRIES Olivia		HEM	11.68	11.59	<b>11.59</b>	
2	37	23273	2005	U14 (2)	PARKER Abbie		HEM	12.55	12.14	<b>12.14</b>	0.55
3	42	22900	2005	U14 (3)	ARLOTT Holly		SMK	13.73	23.65	<b>13.73</b>	2.14
4	25	22937	2005	U14 (4)	ALEY Lauren		HEM	13.80	13.93	<b>13.80</b>	2.21
5	3	24065	2005	U14 (5)	LINCOLN Isabel		NOR	14.71	14.15	<b>14.15</b>	2.56
6	21	24069	2005	U14 (6)	SCOTT-AMOS Beth		NOR	15.56	14.97	<b>14.97</b>	3.38
7	28		2004	U14 (7)	GLADIN Amber		HEM	15.33	15.71	<b>15.33</b>	3.74

#### === ERSA Under 14 Boys ===

1	98	22787	2005	U14 (1)	BARFOOT Joshua		HEM	12.08	12.04	<b>12.04</b>	
2	67	22087	2005	U14 (2)	PARKER Travis		NOR	12.45	12.19	<b>12.19</b>	0.15
3	70		2004	U14 (3)	MARSH Joel		NOR	12.28	12.21	<b>12.21</b>	0.17
4	100		2004	U14 (4)	LEWIS Hal		HEM	13.40	13.30	<b>13.30</b>	1.26
5	87		2004	U14 (5)	MUNDY Jack		ESX	14.09	14.08	<b>14.08</b>	2.04
6	83		2005	U14 (6)	THOMSON Kai		VIK	14.64	14.48	<b>14.48</b>	2.44
7	93		2005	U14 (7)	PAGE-BROWNE Adam		WGC	15.87	15.73	<b>15.73</b>	3.69

#### === ERSA Under 16 Girls ===

1	7	23246	2003	U16 (1)	WARNE Charlotte		HEM	12.30	12.06	<b>12.06</b>	
2	19		2002	U16 (2)	STEVENS Lilyella		HEM	12.53	12.35	<b>12.35</b>	0.29
3	10	20998	2003	U16 (3)	BARDER Katie		HEM	12.77	12.57	<b>12.57</b>	0.51
4	15	20725	2002	U16 (4)	WARMINGTON Harriet		HEM	12.86	12.92	<b>12.86</b>	0.80
5	16	22983	2002	U16 (5)	BLYTH Helena		HEM	13.32	13.27	<b>13.27</b>	1.21
6	31		2003	U16 (6)	COOMBES Olivia		WGC	DSQ	14.75	<b>14.75</b>	2.69
7	36		2003	U16 (7)	WIGHTMAN Olivia		HEM	16.23	15.59	<b>15.59</b>	3.53
8	22		2003	U16 (8)	GROSE Elise		NOR	16.36	15.87	<b>15.87</b>	3.81

#### === ERSA Under 16 Boys ===








1	55	20748	2003	U16 (1)	DADE Tommy		NOR	11.63	11.69	<b>11.63</b>	
2	58		2002	U16 (2)	CROUGHAN Ewan		NOR	12.12	11.79	<b>11.79</b>	0.16

## EASTERN REGION SNOWSPORTS ASSOCIATION 2017





## Hemel "Team Evolution" Summer League

## Extended Slalom - U14+


## ERSA Summer League - Final Ranking

Rank	Bib.	RegNo	Year	Cat	(Ranl Name	====	Club	Run 1	Run 2	Time	Gap
3	69		2003	U16 (3)	<b>TURNER Alfie</b>		HEM	12.71	12.32	<b>12.32</b>	0.69
4	74	20264	2003	U16 (4)	<b>REIDY Thomas</b>		HEM	12.53	12.40	<b>12.40</b>	0.77
5	53	23349	2003	U16 (5)	<b>BUSHELL George</b>		NOR	12.61	12.44	<b>12.44</b>	0.81
6	103		2003	U16 (6)	<b>DUFF Matthew</b>		SMK	12.51	12.76	<b>12.51</b>	0.88
6	81		2002	U16 (6)	<b>ELLIS-MILLER George</b>		HEM	12.78	12.51	<b>12.51</b>	0.88
8	96		2003	U16 (8)	<b>WHITFORD Cooper</b>		HEM	13.57	13.48	<b>13.48</b>	1.85
9	78		2003	U16 (9)	<b>ALGER James</b>		NOR	14.45	13.72	<b>13.72</b>	2.09

## === ERSA Under 18 Ladies ===

1	4	20337	2001	U18 (1)	<b>SKIPPER Megan</b>		NOR	13.07	12.55	<b>12.55</b>	
2	14	22615	2001	U18 (2)	<b>FABER Sophie</b>		HEM	13.04	12.72	<b>12.72</b>	0.17
3	9	20339	2000	U18 (3)	<b>BURROUGHS Hannah</b>		NOR	13.51	13.04	<b>13.04</b>	0.49
4	39		2001	U18 (4)	<b>TURNER Madeline</b>		HEM	16.28	15.87	<b>15.87</b>	3.32

## === ERSA Under 18 Men ===

1	61	22164	2001	U18 (1)	<b>LONGSTAFF Michael</b>		WGC	11.53	11.45	<b>11.45</b>	
2	54		2000	U18 (2)	<b>THOMPSON Connor</b>		VIK	12.66	12.20	<b>12.20</b>	0.75
3	64	23185	2000	U18 (3)	<b>STEWART Oliver</b>		NOR	12.37	12.25	<b>12.25</b>	0.80
4	66		2001	U18 (4)	<b>REYNOLDS Joshua</b>		NOR	12.69	12.43	<b>12.43</b>	0.98
5	92		2001	U18 (5)	<b>PYALL James</b>		VIK	14.96	14.72	<b>14.72</b>	3.27




## === ERSA Under 21 Ladies ===

1	12	22943	1999	U21 (1)	<b>BLYTH Charlotte</b>		HEM	12.24	12.14	<b>12.14</b>	
---	----	-------	------	---------	------------------------	---	-----	-------	-------	--------------	--

## === ERSA Under 21 Men ===



1	59	18661	1997	U21 (1)	<b>WARMINGTON Richard</b>		HEM	11.15	11.37	<b>11.15</b>	
2	63	19713	1997	U21 (2)	<b>BOTY Harry</b>		HEM	11.51	11.30	<b>11.30</b>	0.15
3	101	45296	1999	U21 (3)	<b>BELLMAN Piers</b>		HEM	11.53	11.35	<b>11.35</b>	0.20
4	99		1999	U21 (4)	<b>HLOUSEK Martin</b>		HEM	12.79	12.28	<b>12.28</b>	1.13
5	105		1997	U21 (5)	<b>PATTERSON Greg</b>		HEM	15.06	14.63	<b>14.63</b>	3.48

## === ERSA Senior/Masters 1 Ladies ===





1	29		1983	SM1 (1)	<b>PRIKRYLOVA Helena</b>		SMK	13.15	12.74	<b>12.74</b>	
2	23		1985	SM1 (2)	<b>DEDECJUS Anna</b>		HEM	13.26	13.01	<b>13.01</b>	0.27
3	13		1992	SM1 (3)	<b>BOWEN Catriona</b>		NOR	14.00	13.36	<b>13.36</b>	0.62

## === ERSA Senior/Masters 1 Men ===

1	106	4899	1985	SM1 (1)	<b>MANNIS William</b>		EVO	16.46	11.34	<b>11.34</b>	
---	-----	------	------	---------	-----------------------	---	-----	-------	-------	--------------	--

Rank	Bib.	RegNo	Year	Cat	(Ranl Name	====	Club	Run 1	Run 2	Time	Gap
2	84	21654	1982	SM1	(2) IMAMZADE Murat		HEM	12.55	12.16	<b>12.16</b>	0.82
3	76	22138	1987	SM1	(3) BELLAMY Edward		NOR	13.40	13.32	<b>13.32</b>	1.98

### === ERSA Masters 2 Ladies ===

1	1		1970	MA2	(1) ANDERSON Beverley		VIK	13.83	13.11	<b>13.11</b>	
2	11	20742	1971	MA2	(2) SAMPSON Melissa		NOR	14.00	13.47	<b>13.47</b>	0.36
3	20		1968	MA2	(3) STEVENS Holly		HEM	14.19	25.98	<b>14.19</b>	1.08
4	30		1974	MA2	(4) GRIMES Nicola		VIK	15.04	14.61	<b>14.61</b>	1.50

### === ERSA Masters 2 Men ===

1	60		1973	MA2	(1) PHIPPEN Chris		HEM	11.52	11.46	<b>11.46</b>	
2	65	13217	1968	MA2	(2) SHARP Anthony		HEM	11.96	DSQ	<b>11.96</b>	0.50
3	75	24084	1967	MA2	(3) KING Alistair		HEM	12.56	12.07	<b>12.07</b>	0.61
4	102		1972	MA2	(4) WALKINGTON Stuart		HEM	12.35	12.46	<b>12.35</b>	0.89
5	82		1973	MA2	(5) GRIMES Daniel		VIK	13.29	12.81	<b>12.81</b>	1.35

### === ERSA Masters 3 Men ===

1	51	20550	1962	MA3	(1) OLIVER Mark		HEM	12.37	12.09	<b>12.09</b>	
2	68		1964	MA3	(2) THOMSON Stewart		VIK	13.20	12.87	<b>12.87</b>	0.78
3	77		1966	MA3	(3) GARRETT Mike		NOR	13.80	13.29	<b>13.29</b>	1.20
4	72	10372	1959	MA3	(4) ANDERSON Christopher		VIK	14.14	13.67	<b>13.67</b>	1.58