

EASTERN REGION SNOWSPORTS ASSOCIATION 2017

Vikings "Team Evolution" Summer League

Special Slalom - Boys & Girls (U12's)

ERSA Summer League - Final Ranking



Rank	Bib.	RegNo	Year	Cat	(Rank Name)	====	Club	Run 1	Run 2	Run 3	Time	Gap	Points	Perf.
== Under 12/10/08 Girls ==														
1	38	22938	2006	U12 (1)	HOWESON Olivia		HEM	* 15.51	15.53	* 14.97	30.48		0.00	+ 26.36
2	42	22930	2006	U12 (2)	BLACKWELL Lucy		TAL	* 15.84	* 15.60	15.89	31.44	0.96	22.68	+ 40.22
3	35		2007	U12 (3)	BUSHELL Grace		NOR	16.35	* 15.83	* 15.84	31.67	1.19	28.11	+ 9.71
4	41		2006	U12 (4)	VENABLES Phoebe		VIK	* 16.09	* 15.76	16.18	31.85	1.37	32.36	- 5.96
5	36		2008	U10 (1)	JELPIDIFOROVA Valeria		ESX	17.04	* 16.44	* 16.45	32.89	2.41	56.93	- 63.74
6	44	23666	2008	U10 (2)	HOWESON Lucy		HEM	* 16.57	16.92	* 16.89	33.46	2.98	70.39	+ 6.42
7	31		2008	U10 (3)	AMOS Lilly-Ella		ESX	17.52	* 17.28	* 17.27	34.55	4.07	96.14	- 42.41
8	39	23258	2008	U10 (4)	BUNTON Aimee		HEM	18.01	* 17.91	* 17.19	35.10	4.62	109.13	+ 38.39
9	45		2007	U12 (5)	SARKAR Anna		ESX	DSQ	* 17.73	* 17.54	35.27	4.79	113.15	- 91.06
10	32		2009	U10 (5)	WELSH Madeleine		VIK	* 18.04	18.19	* 17.83	35.87	5.39	127.32	- 186.57
11	33	23929	2009	U10 (6)	MAGNANI Emily		HEM	* 19.00	* 18.44	19.05	37.44	6.96	164.41	- 91.51
12	37		2007	U12 (6)	KITCHING Martha		VIK	20.14	* 19.99	* 19.44	39.43	8.95	211.42	- 155.29
13	53		2007	U12 (7)	KING Jessica		VIK	20.14	* 19.97	* 19.70	39.67	9.19	217.09	- 65.68
14	52		2007	U12 (8)	LINCOLN Imogen		NOR	* 20.12	* 20.29	20.41	40.41	9.93	234.57	- 138.60
15	50		2007	U12 (9)	GIBBS Heidi		NOR	21.25	* 21.07	* 20.39	41.46	10.98	259.37	-
16	47		2010	U08 (1)	TOMS Juliette		ESX	* 20.62	* 21.34	21.93	41.96	11.48	271.18	- 349.54
17	34		2008	U10 (7)	SELF Neve		NOR	* 21.78	22.30	* 21.74	43.52	13.04	308.03	- 63.29
18	51		2008	U10 (8)	SHELLY Nina		VIK	23.41	* 22.69	* 22.01	44.70	14.22	335.91	-
19	48		2012	U08 (2)	ANDERSON Esme		VIK	37.21	* 28.85	* 29.64	58.49	28.01	661.65	- 113.40
20	49		2011	U08 (3)	GRIMES Roberta		VIK	38.26	* 36.83	* 31.22	1:08.05	37.57	887.48	- 27.50

Did Not Start - Run 1 (3)

40		2007	U12		COZENS Zoe		NOR	DNS	DNS	DNS				
43		2007	U12		WINSER Gretchen		VIK	DNS	DNS	DNS				
46		2006	U12		BRADY Anais		HEM	DNS	DNS	DNS				

Disqualified - Run 1 (1)

45		2007	U12		SARKAR Anna		ESX	DSQ	* 17.73	* 17.54				
----	--	------	-----	--	-------------	--	-----	-----	---------	---------	--	--	--	--

Did Not Start - Run 2 (3)

40		2007	U12		COZENS Zoe		NOR	DNS	DNS	DNS				
43		2007	U12		WINSER Gretchen		VIK	DNS	DNS	DNS				
46		2006	U12		BRADY Anais		HEM	DNS	DNS	DNS				

Did Not Start - Run 3 (3)
























40		2007	U12		COZENS Zoe		NOR	DNS	DNS	DNS				
43		2007	U12		WINSER Gretchen		VIK	DNS	DNS	DNS				
46		2006	U12		BRADY Anais		HEM	DNS	DNS	DNS				

EASTERN REGION SNOWSPORTS ASSOCIATION 2017

Vikings "Team Evolution" Summer League

Special Slalom - Boys & Girls (U12's)

ERSA Summer League - Final Ranking

Rank	Bib.	RegNo	Year	Cat	(Rank Name)	====	Club	Run 1	Run 2	Run 3	Time	Gap	Points	Perf.
== Under 12/10/08 Boys ==														
1	7	22059	2006	U12 (1)	DADE Jake		NOR	* 14.27	14.37	* 14.24	28.51	0.00	+ 16.14	
2	1		2006	U12 (2)	HADINGHAM Alex		NOR	* 14.88	* 14.76	14.98	29.64	1.13	28.54	- 3.45
3	9	23557	2007	U12 (3)	MITCHELL Kieran		NOR	* 15.52	DSQ	* 15.48	31.00	2.49	62.88	+ 45.28
4	10		2007	U12 (4)	SMITH Bradley		VIK	* 15.77	15.78	* 15.58	31.35	2.84	71.72	+ 30.67
5	11		2006	U12 (5)	SMITH Ben		VIK	* 15.72	15.83	* 15.65	31.37	2.86	72.23	+ 29.07
6	6		2006	U12 (6)	JELPIDIFOROVA Eric		ESX	DSQ	* 15.84	* 16.13	31.97	3.46	87.38	+ 18.38
7	4		2007	U12 (7)	TOMS Harry		ESX	16.28	* 16.19	* 16.11	32.30	3.79	95.71	+ 7.57
8	8		2007	U12 (8)	SEWELL Bertie		NOR	* 16.17	* 16.21	16.37	32.38	3.87	97.73	- 49.43
9	5		2007	U12 (9)	ENGLAND Alfie		ESX	16.55	* 16.26	* 16.14	32.40	3.89	98.24	+ 1.07
10	14		2007	U12 (10)	WOOD George		VIK	* 16.45	* 16.56	17.35	33.01	4.50	113.64	+ 40.88
11	3		2006	U12 (11)	PENNECK Alexander		ESX	* 16.72	16.98	* 16.82	33.54	5.03	127.03	- 11.53
12	15		2010	U08 (1)	AMOS Brody		ESX	18.81	* 16.92	* 16.81	33.73	5.22	131.83	- 26.08
13	16		2007	U12 (12)	FRANCIS Jude		VIK	18.25	* 17.49	* 17.40	34.89	6.38	161.12	- 10.82
14	20		2006	U12 (13)	BROWNE Freddie		NOR	18.05	* 17.92	* 17.24	35.16	6.65	167.94	- 291.24
15	17	23342	2008	U10 (1)	ELLIFF Rafe		VIK	18.66	* 17.82	* 17.72	35.54	7.03	177.54	- 68.17
16	12		2009	U10 (2)	BLACKWELL Jasper		TAL	* 18.01	* 18.14	18.20	36.15	7.64	192.94	+ 42.62
17	18		2009	U10 (3)	GRIMES Myles		VIK	* 18.56	18.75	* 17.99	36.55	8.04	203.04	- 67.32
18	26		2008	U10 (4)	NA NAKHORN Arthur		VIK	* 19.13	* 18.62	19.14	37.75	9.24	233.35	-
19	23		2006	U12 (14)	REVELL Roman		VIK	* 19.08	19.50	* 18.79	37.87	9.36	236.38	-
20	19		2008	U10 (5)	HALLIDAY Thomas		NOR	19.46	* 19.29	* 19.21	38.50	9.99	252.29	- 88.84
21	24		2008	U10 (6)	BARTLETT Tom		NOR	* 19.96	20.46	* 20.31	40.27	11.76	296.99	-
22	22		2009	U10 (7)	HIBBLE Benji		VIK	* 21.14	* 21.33	21.55	42.47	13.96	352.55	- 288.50
23	25		2009	U10 (8)	SHELLEY Jake		VIK	22.35	* 22.11	* 22.09	44.20	15.69	396.24	-

Did Not Start - Run 1 (3)

2		2006	U12	COZENS Samuel		NOR	DNS	DNS	DNS
13		2006	U12	PHILLIPS Daniel		WGC	DNS	DNS	DNS
21		2009	U10	BRADY Aran		HEM	DNS	DNS	DNS

Disqualified - Run 1 (1)

6		2006	U12	JELPIDIFOROVA Eric		ESX	DSQ	* 15.84	* 16.13
---	--	------	-----	--------------------	---	-----	-----	---------	---------

Did Not Start - Run 2 (3)

2		2006	U12	COZENS Samuel		NOR	DNS	DNS	DNS
13		2006	U12	PHILLIPS Daniel		WGC	DNS	DNS	DNS
21		2009	U10	BRADY Aran		HEM	DNS	DNS	DNS

Disqualified - Run 2 (1)

9	23557	2007	U12	MITCHELL Kieran		NOR	* 15.52	DSQ	* 15.48
---	-------	------	-----	-----------------	---	-----	---------	-----	---------

Did Not Start - Run 3 (3)

2		2006	U12	COZENS Samuel		NOR	DNS	DNS	DNS
13		2006	U12	PHILLIPS Daniel		WGC	DNS	DNS	DNS
21		2009	U10	BRADY Aran		HEM	DNS	DNS	DNS

EASTERN REGION SNOWSPORTS ASSOCIATION 2017

Vikings "Team Evolution" Summer League

Special Slalom - Female and Male

ERSA Summer League - Final Ranking



Rank	Bib.	RegNo	Year	Cat	(Rank Name)	====	Club	Run 1	Run 2	Run 3	Time	Gap	Points	Perf.
==ERSA Girls and Ladies ==														
1	80	20337	2001	U18 (1)	SKIPPER Megan		NOR	13.72	* 13.71	* 13.97	27.68		0.00	+ 7.63
2	75	20339	2000	U18 (2)	BURROUGHS Hannah		NOR	* 14.05	14.22	* 14.22	28.27	0.59	15.35	+ 3.94
3	84	22515	2003	U16 (1)	SHELLEY Annie		VIK	15.24	* 14.96	* 14.96	29.92	2.24	58.27	- 33.34
4	79	22179	2003	U16 (2)	HOLMES Abby		NOR	15.39	* 15.13	* 14.95	30.08	2.40	62.43	+ 18.85
5	72	23246	2003	U16 (3)	WARNE Charlotte		HEM	15.81	* 15.47	* 15.01	30.48	2.80	72.83	- 49.18
6	82	22943	1999	U21 (1)	BLYTH Charlotte		HEM	* 15.31	15.35	* 15.27	30.58	2.90	75.43	+ 48.62
7	83	22122	2005	U14 (1)	THOMPSON Niamh		TSN	16.00	* 15.34	* 15.85	31.19	3.51	91.30	- 58.89
8	76	23800	2002	U16 (4)	SHELLEY Madeline		VIK	15.79	* 15.65	* 15.69	31.34	3.66	95.20	- 26.58
9	73	1970	MA2 (1)	ANDERSON Beverley		VIK	15.95	* 15.84	* 15.58	31.42	3.74	97.28	+ 46.22	
10	77	2004	U14 (2)	VENABLES Felicity		VIK	16.23	* 15.81	* 15.90	31.71	4.03	104.83	- 28.04	
11	87	2001	U18 (3)	HACKETT Layla		VIK	16.36	* 16.19	* 15.64	31.83	4.15	107.95	- 80.96	
12	74	1992	SM1 (1)	BOWEN Catriona		NOR	* 16.40	16.42	* 15.90	32.30	4.62	120.17	- 49.88	
13	90	24065	2005	U14 (3)	LINCOLN Isabel		NOR	16.65	* 16.23	* 16.25	32.48	4.80	124.86	- 103.02
14	78	22983	2002	U16 (5)	BLYTH Helena		HEM	17.13	* 16.49	* 16.16	32.65	4.97	129.28	- 5.96
15	71	20742	1971	MA2 (2)	SAMPSON Melissa		NOR	16.56	* 16.35	* 16.45	32.80	5.12	133.18	+ 40.63
16	86	2002	U16 (6)	HAWES Isobel		NOR	* 16.52	DNF	* 16.64	33.16	5.48	142.54	- 40.16	
17	89	2001	U18 (4)	BYE Katherine		VIK	16.90	* 16.87	* 16.84	33.71	6.03	156.85	- 47.40	
18	88	2003	U16 (7)	WEST Sophie		VIK	* 17.32	17.54	* 17.18	34.50	6.82	177.40	- 13.76	
19	94	24069	2005	U14 (4)	SCOTT-AMOS Beth		NOR	18.38	* 17.52	* 17.44	34.96	7.28	189.36	- 62.29
19	91	2002	U16 (8)	GOMEZ CLARKE Anna		NOR	18.00	* 17.65	* 17.31	34.96	7.28	189.36	- 39.80	
21	93	2004	U14 (5)	WOOD Caitlin		VIK	17.88	* 17.85	* 17.54	35.39	7.71	200.55	- 35.84	
22	92	2003	U16 (9)	GROSE Elise		NOR	18.22	* 17.90	* 18.22	36.12	8.44	219.54	- 13.63	
23	99	2004	U14 (6)	GLADIN Amber		HEM	19.94	* 19.12	* 19.07	38.19	10.51	273.38	- 236.92	
24	98	2002	U16 (10)	POUNDALL Anya		NOR	20.14	* 19.62	* 19.01	38.63	10.95	284.83	- 104.70	
25	102	2004	U14 (7)	MERRIGAN Elizabeth		VIK	* 19.36	19.43	* 19.49	38.85	11.17	290.55	- 528.16	
26	95	23389	2005	U14 (8)	SAUNDERS Mackenzi		VIK	20.66	* 19.74	* 19.30	39.04	11.36	295.49	- 33.38
27	97	2001	U18 (5)	ELPHICK Isabel		ESX	19.57	* 19.43	* 19.70	39.13	11.45	297.83	- 75.55	
28	100	2005	U14 (9)	KING Chloe		HEM	* 20.05	20.44	* 19.28	39.33	11.65	303.03	- 250.69	
29	101	1974	MA2 (3)	GRIMES Nicola		VIK	20.98	* 20.10	* 19.82	39.92	12.24	318.38	- 332.14	
30	96	2003	U16 (11)	CUTHBERT Tia		VIK	20.35	* 20.11	* 20.06	40.17	12.49	324.88	- 5.95	
31	105	2003	U16 (12)	COOMBES Olivia		WGC	20.83	* 20.66	* 20.17	40.83	13.15	342.05	-	
32	106	2005	U14 (10)	COMISKEY Myla		WGC	22.50	* 21.76	* 20.88	42.64	14.96	389.13	-	

Did Not Start - Run 1 (3)

81	21017	2003	U16	ELLIFF Alexa		VIK	DNF	DNF	DNF
103	23826	2004	U14	DRYER Amelie		SMK	DNF	DNF	DNF
104	2004	U14	RANKIN Grace		VIK	DNF	DNF	DNF	

Did Not Start - Run 2 (3)

81	21017	2003	U16	ELLIFF Alexa		VIK	DNF	DNF	DNF
103	23826	2004	U14	DRYER Amelie		SMK	DNF	DNF	DNF

EASTERN REGION SNOWSPORTS ASSOCIATION 2017

Vikings "Team Evolution" Summer League

Special Slalom - Female and Male

ERSA Summer League - Final Ranking

Rank	Bib.	RegNo	Year	Cat	(Rank Name	====	Club	Run 1	Run 2	Run 3	Time	Gap	Points	Perf.
	104		2004	U14	RANKIN Grace		VIK	DNS	DNS	DNS				

Did Not Finish - Run 2 (1)

	86		2002	U16	HAWES Isobel		NOR	* 16.52	DNF	* 16.64				
--	----	--	------	-----	---------------------	---	-----	---------	-----	---------	--	--	--	--

Did Not Start - Run 3 (3)

	81	21017	2003	U16	ELLIFF Alexa		VIK	DNS	DNS	DNS				
	103	23826	2004	U14	DRYER Amelie		SMK	DNS	DNS	DNS				
	104		2004	U14	RANKIN Grace		VIK	DNS	DNS	DNS				

Did Not Finish - Run 3 (1)

	85		2003	U16	FRANCIS Mia		VIK	16.39	* 16.36	DNF				
--	----	--	------	-----	--------------------	---	-----	-------	---------	-----	--	--	--	--

==ERSA Boys and Men ==



1	3	21742	1998	U21 (1)	SEWELL Logan		NOR	* 12.74	DNF	* 13.15	25.89		0.00	+ 10.98
2	13	18810	1997	U21 (2)	FENELEY Luke		NOR	* 13.01	13.38	* 13.17	26.18	0.29	8.06	+ 25.28
3	5	21723	2000	U18 (1)	HOWE Charlie		NOR	* 13.08	13.49	* 13.29	26.37	0.48	13.35	- 5.25
4	1	20884	2003	U16 (1)	THOMPSON Joseph		NOR	* 13.27	13.65	* 13.40	26.67	0.78	21.69	- 9.31
5	9	20748	2003	U16 (2)	DADE Tommy		NOR	* 13.85	13.92	* 13.78	27.63	1.74	48.39	+ 12.24
6	4		2000	U18 (2)	THOMPSON Connor		VIK	13.84	* 13.78	* 14.06	27.84	1.95	54.23	+ 10.05
7	61	19855	2002	U16 (3)	BINGHAM Nicholas		ESX	14.04	* 13.98	* 13.90	27.88	1.99	55.34	+ 27.51
8	15	23185	2000	U18 (3)	STEWART Oliver		NOR	13.97	* 13.95	* 14.08	28.03	2.14	59.51	+ 16.18
9	14	20184	2000	U18 (4)	NEWTON William		HEM	14.38	* 14.14	* 14.13	28.27	2.38	66.19	+ 16.13
10	7	23350	2002	U16 (4)	GOMEZ CLARKE Jamie		NOR	* 14.07	34.53	* 14.22	28.29	2.40	66.74	+ 3.92
11	11		1996	SM1 (1)	REEDER James		VIK	* 14.46	14.47	* 14.00	28.46	2.57	71.47	+ 15.15
12	17		2002	U16 (5)	CROUGHAN Ewan		NOR	* 14.28	14.46	* 14.20	28.48	2.59	72.03	- 27.76
13	18	21604	2005	U14 (1)	OGDEN Alex		NOR	14.60	* 14.44	* 14.52	28.96	3.07	85.38	- 20.14
14	12	23349	2003	U16 (6)	BUSHELL George		NOR	14.73	* 14.73	* 14.36	29.09	3.20	88.99	+ 15.40
15	6	21649	2005	U14 (2)	BUNTON Ryan		HEM	DNF	* 14.67	* 14.45	29.12	3.23	89.83	- 7.75
16	10	10596	1963	MA3 (1)	BUNTON Paul		HEM	15.03	* 14.71	* 14.67	29.38	3.49	97.06	+ 9.65
17	8	21194	2003	U16 (7)	NEWTON Charlie		HEM	* 14.70	15.20	* 15.02	29.72	3.83	106.51	+ 35.17
18	2	13217	1968	MA2 (1)	SHARP Anthony		HEM	* 15.05	15.31	* 14.75	29.80	3.91	108.74	+ 29.76
19	28	22087	2005	U14 (3)	PARKER Travis		NOR	* 14.69	15.00	* 15.13	29.82	3.93	109.29	- 43.03
20	21		1998	U21 (3)	LEVENE Harry		VIK	* 14.98	15.15	* 15.04	30.02	4.13	114.86	+ 6.77
21	19		1964	MA3 (2)	THOMSON Stewart		VIK	15.16	* 14.81	* 15.28	30.09	4.20	116.80	+ 10.81
22	16		2002	U16 (8)	HIGGINS James		NOR	15.37	* 15.24	* 15.06	30.30	4.41	122.64	+ 22.88
23	23	18665	1967	MA2 (2)	SYDER Mark		NOR	15.30	* 15.22	* 15.19	30.41	4.52	125.70	+ 4.05
24	31		2000	U18 (5)	BYE Matthew		VIK	15.40	* 15.34	* 15.20	30.54	4.65	129.32	- 46.14
25	26		1998	U21 (4)	SYDER James		NOR	15.48	* 15.34	* 15.22	30.56	4.67	129.87	- 5.22
26	20		1966	MA3 (3)	HOLMES Peter		NOR	* 15.41	15.54	* 15.27	30.68	4.79	133.21	+ 27.16
27	27		2004	U14 (4)	MARSH Joel		NOR	15.72	* 15.69	* 15.36	31.05	5.16	143.50	- 5.68
28	25	20264	2003	U16 (9)	REIDY Thomas		HEM	* 15.68	15.75	* 15.85	31.53	5.64	156.85	+ 22.48
29	24	10372	1959	MA3 (4)	ANDERSON Christopher		VIK	16.65	* 16.07	* 15.95	32.02	6.13	170.48	+ 48.79
30	36		2003	U16 (10)	ALGER James		NOR	16.09	* 16.07	* 16.24	32.31	6.42	178.54	- 58.59
31	33		2002	U16 (11)	ROSE Tobias		NOR	* 16.35	16.78	* 16.41	32.76	6.87	191.05	- 10.08
32	35		2004	U14 (5)	ALI Dylan		VIK	* 16.40	16.65	* 16.43	32.83	6.94	193.00	- 20.53
33	40		2004	U14 (6)	DAVIES Ben		NOR	DNF	* 17.12	* 16.67	33.79	7.90	219.70	- 57.91
34	30	19696	1996	SM1 (2)	CUTHBERT Daryl		VIK	* 17.12	17.24	* 16.71	33.83	7.94	220.81	+ 54.35
35	38		2005	U14 (7)	SHELLEY Jack		VIK	16.93	* 16.92	* 16.93	33.85	7.96	221.37	- 43.31
36	55		2005	U14 (8)	TEMPLE Freddy		NOR	18.06	* 17.31	* 16.93	34.24	8.35	232.21	- 323.56
37	37		1977	MA2 (3)	AMOS Martyn		ESX	17.84	* 17.39	* 17.15	34.54	8.65	240.56	- 19.41
38	32		1966	MA3 (5)	GARRETT Mike		NOR	* 17.54	17.60	* 17.35	34.89	9.00	250.29	+ 74.76
39	46		1973	MA2 (4)	GRIMES Daniel		VIK	17.41	* 17.35	* 17.58	34.93	9.04	251.40	- 82.04

EASTERN REGION SNOWSPORTS ASSOCIATION 2017

Vikings "Team Evolution" Summer League

Special Slalom - Female and Male

ERSA Summer League - Final Ranking

Rank	Bib.	RegNo	Year	Cat	(Rank Name	====	Club	Run 1	Run 2	Run 3	Time	Gap	Points	Perf.
40	41		2005	U14	(9) THOMSON Kai		VIK	17.87	* 17.46	* 17.78	35.24	9.35	260.02	- 43.52
41	34		2004	U14	(10) FISHER Edward		ESX	DSQ	* 16.55	* 18.79	35.34	9.45	262.80	+ 50.95
42	51		2005	U14	(11) PARTLETT-HULSTROM Albie		VIK	* 17.53	17.93	* 17.88	35.41	9.52	264.75	- 156.95
43	56		2005	U14	(12) MONTGOMERY Freddie		NOR	* 17.75	18.22	* 17.67	35.42	9.53	265.03	-
43	49		1973	MA2	(5) WOOD Andy		VIK	19.23	* 17.67	* 17.75	35.42	9.53	265.03	- 88.77
45	39		1955	MA4	(1) DANBURY Mike		WGC	18.71	* 18.38	* 17.87	36.25	10.36	288.11	+ 19.66
46	44		2004	U14	(13) FULCHER Lewis		VIK	18.21	* 18.18	* 18.26	36.44	10.55	293.40	- 30.73
47	48		1970	MA2	(6) FISHER James		ESX	19.38	* 18.17	* 18.46	36.63	10.74	298.68	- 54.52
48	60	23247	2005	U14	(14) WARNE Ben		HEM	DSQ	* 18.18	* 18.59	36.77	10.88	302.57	-
49	53		2001	U18	(6) PYALL James		VIK	19.12	* 18.47	* 18.48	36.95	11.06	307.58	- 156.16
50	62		2005	U14	(15) PAGE-BROWNE Adam		WGC	18.96	* 18.67	* 19.05	37.72	11.83	328.99	- 106.67
51	50		1951	MA4	(2) COOPER Douglas		NOR	* 19.87	19.90	* 19.67	39.54	13.65	379.61	+ 15.56
52	47		1966	MA3	(6) FRANCIS Carl		VIK	19.52	* 19.28	* 20.48	39.76	13.87	385.72	+ 33.17
53	54	21942	1972	MA2	(7) LINCOLN Piers		NOR	20.88	* 20.15	* 19.98	40.13	14.24	396.01	- 124.06
54	52		1946	MA4	(3) COOPER Ron		NOR	20.48	* 20.21	* 19.95	40.16	14.27	396.85	- 40.23
55	43		2001	U18	(7) NORMAN Oliver		VIK	16.47	* 16.27	* 25.84	42.11	16.22	451.08	+ 143.45
56	22		2003	U16	(12) TURNER Alfie		HEM	DNF	* 17.66	* 33.80	51.46	25.57	711.10	+ 598.52

Did Not Start - Run 1 (5)

29		2003	U16	SEWELL Sebastian		NOR	DNF	DNF	DNF					
42		2004	U14	HALLIDAY Ben		NOR	DNF	DNF	DNF					
45		2004	U14	MUNDY Jack		ESX	DNF	DNF	DNF					
57		2001	U18	MUNTON Joshua		TAL	DNF	DNF	DNF					
58	21189	1998	U21	BIGGS Saul		AMB	DNF	DNF	DNF					

Did Not Finish - Run 1 (3)

6	21649	2005	U14	BUNTON Ryan		HEM	DNF	* 14.67	* 14.45					
22		2003	U16	TURNER Alfie		HEM	DNF	* 17.66	* 33.80					
40		2004	U14	DAVIES Ben		NOR	DNF	* 17.12	* 16.67					

Disqualified - Run 1 (2)

34		2004	U14	FISHER Edward		ESX	DSQ	* 16.55	* 18.79					
60	23247	2005	U14	WARNE Ben		HEM	DSQ	* 18.18	* 18.59					

Did Not Start - Run 2 (5)

29		2003	U16	SEWELL Sebastian		NOR	DNF	DNF	DNF					
42		2004	U14	HALLIDAY Ben		NOR	DNF	DNF	DNF					
45		2004	U14	MUNDY Jack		ESX	DNF	DNF	DNF					
57		2001	U18	MUNTON Joshua		TAL	DNF	DNF	DNF					
58	21189	1998	U21	BIGGS Saul		AMB	DNF	DNF	DNF					

Did Not Finish - Run 2 (1)

3	21742	1998	U21	SEWELL Logan		NOR	* 12.74	DNF	* 13.15					
---	-------	------	-----	--------------	---	-----	---------	-----	---------	--	--	--	--	--

Did Not Start - Run 3 (5)

29		2003	U16	SEWELL Sebastian		NOR	DNF	DNF	DNF					
42		2004	U14	HALLIDAY Ben		NOR	DNF	DNF	DNF					
45		2004	U14	MUNDY Jack		ESX	DNF	DNF	DNF					
57		2001	U18	MUNTON Joshua		TAL	DNF	DNF	DNF					
58	21189	1998	U21	BIGGS Saul		AMB	DNF	DNF	DNF					

Did Not Finish - Run 3 (1)

59		1968	MA2	BARTLETT James		NOR	19.33	* 18.19	DNF					
----	--	------	-----	----------------	---	-----	-------	---------	-----	--	--	--	--	--