














EASTERN REGION SNOWSPORTS ASSOCIATION 2016

Hemel "Team Evolution" Summer League












Special Slalom

=== Start List - Run 1 ===



Bib.	RegNo	Year	Cat	Name	Club	Run-1	ERSA Pts
== Under 12/10/08 Girls ==								
141	23258	2008	U10	BUNTON Aimee	HEM		115.69
142	22892	2007	U10	TUTT Holly	HEM		27.61
143		2006	U12	VENABLES Phoebe	VIK		76.75
144		2007	U10	BUSHELL Grace	NOR		88.29
145	23273	2005	U12	PARKER Abbie	HEM		14.13
146		2007	U10	COZENS Zoe	NOR		207.26
147	22937	2005	U12	ALEY Lauren	HEM		117.90
148	22930	2006	U12	BLACKWELL Lucy	TAL		40.35
149		2009	U08	HAWKS Isabel	HEM		290.33
150		2005	U12	MANN Madeleine	VIK		8.94
151		2007	U10	HAWKS Francesca	HEM		290.33
152		2008	U10	JELPIDIFOROVA Valeria	ESX		220.29
153	22938	2006	U12	HOWESON Olivia	HEM		37.91
154		2008	U10	HOWESON Lucy	HEM		303.95
155	22900	2005	U12	ARLOTT Holly	HEM		131.29
156	25309	2007	U10	FARROW Isla	HEM		373.88
157		2005	U12	SAUNDERS Mackenzi	VIK		415.39
158		2008	U10	SCOTT Megan	HEM		467.30
159	22858	2006	U12	PUTMAN Abigail	TSN		-
160		2006	U12	O'LEARY Isabella	HEM		-
161	22122	2005	U12	THOMPSON Niamh	TSN		-
162	22859	2007	U10	PUTMAN Daisy	TSN		-
163		2009	U08	SADLER Isabel	TSN		-

== Under 12/10/08 Boys ==













101	23298	2006	U12	PARKES Oliver	HEM		149.41
102	22218	2005	U12	STANLEY Harvey	HEM		110.52
103		2009	U08	FABER Ryan	TSN		195.49
104	21649	2005	U12	BUNTON Ryan	HEM		7.85
105	22087	2005	U12	PARKER Travis	NOR		16.21
106		2006	U12	JELPIDIFOROVA Eric	ESX		121.60
107	22059	2006	U12	DADE Jake	NOR		37.94
108		2008	U10	KENDLE Noah	WGC		207.55
109	21604	2005	U12	OGDEN Alexander	NOR		6.32
110	23354	2005	U12	CHAUHAN Rohan	NOR		74.74
111		2007	U10	MITCHELL Kieran	NOR		139.20

EASTERN REGION SNOWSPORTS ASSOCIATION 2016


















Hemel "Team Evolution" Summer League

Special Slalom

=== Start List - Run 1 ===

Bib.	RegNo	Year	Cat	Name	Club	Run-1	ERSA Pts
112	21837	2005	U12	WOOLEY Kieran	MID		58.09
113		2005	U12	SHELLY Jack	VIK		208.04
114		2005	U12	PAGE-BROWNE Adam	WGC		151.47
115	22026	2005	U12	LOUTH Oscar	HEM		24.93
116		2005	U12	THOMSON Kai	VIK		209.79
117		2006	U12	PHILLIPS Daniel	WGC		230.19
118		2008	U10	PARKER Alfie	HEM		234.42
119		2007	U10	FRANCIS Jude	VIK		249.01
120		2007	U10	VERGANI Alberto	HEM		329.84
121		2007	U10	WOOD George	VIK		334.09
122		2005	U12	THOMAS Jesse	HEM		342.94
123		2009	U08	BLACKWELL Jasper	TAL		364.85
124	23247	2005	U12	WARNE Ben	HEM		366.36
125		2009	U08	PARKES Johnny	HEM		367.74
126		2008	U10	HALLIDAY Thomas	NOR		397.48
127		2007	U10	CHILDS Scott	WGC		401.28
128		2009	U08	GRIMES Myles	VIK		405.62
129		2008	U10	CHAUHAN Ruben	NOR		551.02
130	23047	2006	U12	MARTIN Todd	HEM		691.07
131		2005	U12	GOLDSCHMIED Zac	HEM		-
132		2005	U12	GOLDSCHMIED Samson	HEM		-
133		2006	U12	SADLER Oliver	TSN		-
134	22060	2005	U12	HUTCHINGS Daniel	HEM		-
135	23356	2006	U12	HARRIS Jack	HEM		-
136		2007	U10	CROOK Preston	TSN		-
137	23396	2007	U10	HOUNSHAM Geno	SAS		-

==ERSA Girls and Ladies ==












61	20742	1971	MA2	SAMPSON Melissa	NOR		91.78
62	21334	2003	U14	BOTY Nia	HEM		112.82
63	23404	2001	U16	LUCK Jemma	NOR		83.41
64		1999	U18	HAWES Claudie	NOR		103.43
65		1970	MA2	ANDERSON Beverley	VIK		57.21
66	20337	2001	U16	SKIPPER Megan	NOR		18.39
67	22943	1999	U18	BLYTH Charlotte	HEM		82.62
68	21925	2003	U14	MCLEISH Emily	HEM		164.38
69	22536	2000	U18	MCLEISH Alice	HEM		89.05
70	20998	2003	U14	BARDER Katie	HEM		169.97
71		2003	U14	FRANCIS Mia	VIK		154.44
72	20339	2000	U18	BURROUGHS Hannah	NOR		56.40
73	20725	2002	U16	WARMINGTON Harriet	HEM		128.86
74	22179	2003	U14	HOLMES Abby	NOR		124.69
75	22615	2001	U16	FABER Sophie	TSN		162.38
76	21441	2002	U16	ORCHARD Ellie	HEM		175.54
77	22515	2003	U14	SHELLEY Annie	VIK		186.10
78	23246	2003	U14	WARNE Charlotte	HEM		186.35
79	22806	2003	U14	FARROW Ellie	HEM		210.64
80		2002	U16	SHELLEY Madeline	VIK		210.80
81	20178	1967	MA2	DEIGHTON Avelline	HEM		229.90

EASTERN REGION SNOWSPORTS ASSOCIATION 2016


































Hemel "Team Evolution" Summer League

Special Slalom

=== Start List - Run 1 ===

Bib.	RegNo	Year	Cat	Name	Club	Run-1	ERSA Pts
82	23091	2002	U16	GOULD Lauren	HEM		238.38
83		2004	U14	VENABLES Felicity	VIK		239.48
84	21719	2003	U14	THOMAS Sophie	HEM		309.16
85		2004	U14	WOOD Caitlin	VIK		467.16
86		2002	U16	WILMOT Ella	HEM		-
87		2001	U16	SIRS Ashleigh	HEM		-
88	23492	2004	U14	HERRIES Olivia	HEM		-
89		2003	U14	NIGHTINGALE Lucy	HEM		-
90	21914	2003	U14	COTTLE-BAILEY Poppy	HEM		-
91		1996	U21	HARRISON Kara	HEM		-
92		1991	SM1	POVEY Claudette	BOW		-
93		1992	SM1	MONNERY Julie	HEM		-
94	22086	2002	U16	DRUMMOND Miranda	HEM		-
95	17498	1978	SM1	COLES Karen	HEM		-

== ERSa Boys and Men ==



























1	22009	2001	U16	APPLETON Byron	HEM		45.00
2	19713	1997	U21	BOTY Harry	HEM		47.72
3	20748	2003	U14	DADE Tommy	NOR		89.40
4	18661	1997	U21	WARMINGTON Richard	HEM		39.83
5	9129	1968	MA2	URQUHART John	HEM		106.87
6	20184	2000	U18	NEWTON William	HEM		85.27
7		1966	MA2	HOLMES Peter	NOR		115.36
8	22166	1999	U18	HOLMES Thomas	NOR		28.94
9	10596	1963	MA3	BUNTON Paul	HEM		110.95
10		1999	U18	CHILDS Lewis	WGC		79.25
11	20884	2003	U14	THOMPSON Joseph	NOR		85.33
12	22164	2001	U16	LONGSTAFF Michael	WGC		83.51
13	23349	2003	U14	BUSHELL George	NOR		105.97
14	18810	1997	U21	FENELEY Luke	NOR		5.16
15	23185	2000	U18	STEWART Oliver	NOR		117.58
16	13217	1968	MA2	SHARP Anthony	HEM		118.29
17	10372	1959	MA3	ANDERSON Christopher	VIK		128.39
18		1973	MA2	PHIPPEN Chris	HEM		134.42
19		2003	U14	TURNER Alfie	HEM		142.13
20	21194	2003	U14	NEWTON Charlie	HEM		143.99
21	21479	1999	U18	MORGAN Jonathan	HEM		145.69
22		2002	U16	GOMEZ CLARKE Jamie	NOR		147.80
23	23045	2001	U16	MARTIN Joe	HEM		161.43
24		1964	MA3	THOMSON Stewart	VIK		162.81
25	17468	1961	MA3	GIBB Jim	CHT		164.75
26	20766	2001	U16	HUMPHREYS Charles	HEM		168.09
27		1966	MA2	GARRETT Mike	NOR		173.26
28	22138	1987	SM1	BELLAMY Edward	NOR		180.68
29	20264	2003	U14	REIDY Thomas	HEM		186.45
30	23044	2001	U16	MARTIN Alex	HEM		189.90
31	22209	2000	U18	ISON Seb	HEM		190.44
32		2003	U14	MCANALLY Ewan	WGC		198.86
33		2002	U16	HIGGINS James	NOR		213.55

EASTERN REGION SNOWSPORTS ASSOCIATION 2016

Hemel "Team Evolution" Summer League

Special Slalom

=== Start List - Run 1 ===

Bib.	RegNo	Year	Cat	Name	Club	Run-1	ERSA Pts
34		1967	MA2	KING Alistair	HEM		242.65
35	41974	1960	MA3	THOMAS Pat	HEM		251.07
36		1957	MA3	SUZUKI Masahiro	HEM		256.87
37		1971	MA2	TURNER Oily	HEM		264.76
38		2003	U14	HINE Harry	HEM		265.21
39		1955	MA3	DANBURY Mike	WGC		294.25
40		1970	MA2	CIZEK Martin	HEM		295.63
41	8713	1959	MA3	CLARKE Christopher	HEM		304.05
42	21707	2003	U14	TAMANA Hari	HEM		330.31
43		2004	U14	HALLIDAY Ben	NOR		339.18
44		1956	MA3	BRADLEY Stephen	HEM		347.92
45		2003	U14	ALGER James	NOR		367.94
46		1966	MA2	FRANCIS Carl	VIK		442.31
47		1997	U21	PATTERSON Greg	HEM		443.96
48	21196	2001	U16	URQUHART Colm	HEM		540.54
49		2004	U14	DAVIES Ben	NOR		-
50		2002	U16	ELLIS-MILLER George	HEM		-
51	23316	2000	U18	STEWART Finlay	HEM		-
52	21654	1982	SM1	IMAMZADE Murat	HEM		-
53		1975	MA2	GOLDSCHMIED Matthew	HEM		-
54	23046	2004	U14	MARTIN Max	HEM		-
55	21197	2004	U14	URQUHART Aiden	HEM		-
56		1962	MA3	LANGFORD Simon	LIO		-
57	23280	1999	U18	JONES Isaac	SMK		-
58	23512	2001	U16	HUDSON Angus	SMK		-
59		1966	MA2	MORGAN Robert	HEM		-