

EASTERN REGION SNOWSPORTS ASSOCIATION 2016

Vikings "Team Evolution" Summer League

Special Slalom - Boys & Girls (U12's)

ERSA Summer League - Final Ranking - Points



Rank	Bib.	RegNo	Year	Cat	Rank	Name	Club	Run 1	Run 2	Run 3	Time	Points	Perf
------	------	-------	------	-----	------	------	-------	------	-------	-------	-------	------	--------	------

== Under 12/10/08 Girls ==

1	75	22122	2005	U12	(1)	THOMPSON Niamh		TSN	* 14.72	14.76	* 14.58	29.30	0.00	-
2	57	23273	2005	U12	(2)	PARKER Abbie		HEM	* 15.28	15.49	* 15.40	30.68	33.91	+ 24.50
3	56	22825	2005	U12	(3)	BARTLETT Honor		VIK	* 15.37	* 15.67	16.04	31.04	42.76	+ 47.48
4	51	22938	2006	U12	(4)	HOWESON Olivia		HEM	* 15.95	* 15.63	16.48	31.58	56.03	+ 22.84
5	54	22930	2006	U12	(5)	BLACKWELL Lucy		TAL	* 15.72	16.34	* 16.17	31.89	63.65	+ 28.02
6	53		2007	U10	(1)	BUSHELL Grace		NOR	* 17.27	17.58	* 17.08	34.35	124.10	+ 22.73
7	72		2009	U08	(1)	SADDLER Isabel		TSN	* 17.52	17.89	* 16.91	34.43	126.06	-
8	55		2006	U12	(6)	SMITH Rosie		NOR	* 17.44	17.70	* 17.19	34.63	130.98	- 223.52
9	74		2005	U12	(7)	LINCOLN Isabel		NOR	17.97	* 17.48	* 17.39	34.87	136.87	-
10	60	23258	2008	U10	(2)	BUNTON Aimee		HEM	* 17.77	18.48	* 17.29	35.06	141.54	+ 30.57
11	61		2006	U12	(8)	VENABLES Phoebe		VIK	* 17.44	18.07	* 17.93	35.37	149.16	+ 77.13
12	58		2008	U10	(3)	HOWESON Lucy		HEM	18.92	* 18.26	* 17.82	36.08	166.61	- 132.62
13	70		2007	U10	(4)	KINGE Lucy		NOR	* 18.46	* 18.78	18.85	37.24	195.11	-
14	69		2005	U12	(9)	DAY Laila		VIK	* 18.74	19.13	* 18.65	37.39	198.80	-
15	66		2008	U10	(5)	AMOS Lilly-Ella		ESX	19.40	* 19.01	* 18.88	37.89	211.09	- 156.14
16	71		2007	U10	(6)	WINSER Gretchen		VIK	19.70	* 19.32	* 18.84	38.16	217.72	-
17	62		2008	U10	(7)	JELPIDIFOROVA Valeria		ESX	* 19.47	19.55	* 18.90	38.37	222.88	- 79.14
18	63		2007	U10	(8)	COZENS Zoe		NOR	* 20.11	20.18	* 19.42	39.53	251.39	+ 48.85
19	67		2005	U12	(10)	SAUNDERS Mackenzi		VIK	* 19.84	20.40	* 20.06	39.90	260.48	- 150.19
20	52		2005	U12	(11)	MAGUIRE Mia		VIK	20.73	* 20.54	* 20.14	40.68	279.65	+ 26.41
21	64		2007	U10	(9)	KING Jessica		VIK	* 21.29	* 21.30	21.43	42.59	326.58	+ 40.69
22	68		2008	U10	(10)	SELF Neve		NOR	* 24.07	24.64	* 24.50	48.57	473.53	-

Did Not Start - Run 1 (3)

59			2007	U10		LAST Isabelle		NOR						
65	22861		2005	U12		TWEEDY Petra		VIK						
73			2009	U08		WELSH Madeleine		VIK						

Did Not Start - Run 2 (3)

59			2007	U10		LAST Isabelle		NOR						
65	22861		2005	U12		TWEEDY Petra		VIK						
73			2009	U08		WELSH Madeleine		VIK						

Did Not Start - Run 3 (3)


59			2007	U10		LAST Isabelle		NOR						
65	22861		2005	U12		TWEEDY Petra		VIK						

EASTERN REGION SNOWSPORTS ASSOCIATION 2016







Vikings "Team Evolution" Summer League

Special Slalom - Boys & Girls (U12's)



ERSA Summer League - Final Ranking - Points

Rank	Bib.	RegNo	Year	Cat	Rank	Name	Club	Run 1	Run 2	Run 3	Time	Points	Perf
	73		2009	U08		WELSH Madeleine		VIK						

== Under 12/10/08 Boys ==

1	19	21649	2005	U12	(1)	BUNTON Ryan		HEM	14.55	* 14.45	* 14.30	28.75	0.00	+ 18.35
2	22	22059	2006	U12	(2)	DADE Jake		NOR	* 14.71	14.92	* 14.69	29.40	16.28	+ 4.54
3	16	22087	2005	U12	(3)	PARKER Travis		NOR	* 14.75	15.20	* 15.01	29.76	25.29	+ 35.28
4	20	23354	2005	U12	(4)	CHAUHAN Rohan		NOR	* 15.31	15.45	* 15.32	30.63	47.08	- 1.46
5	18		2007	U10	(1)	MITCHELL Kieran		NOR	* 15.56	36.58	* 15.33	30.89	53.59	- 59.41
6	21		2006	U12	(5)	SMITH Ben		VIK	* 15.63	15.76	* 15.66	31.29	63.61	- 28.34
7	14		2006	U12	(6)	JELPIDIFOROVA Eric		ESX	* 15.97	16.01	* 15.78	31.75	75.13	- 83.84
8	25		2007	U10	(2)	SMITH Bradley		VIK	* 15.89	* 16.01	16.03	31.90	78.89	+ 27.05
9	23		2006	U12	(7)	HADINGHAM Alex		NOR	* 16.27	16.41	* 15.98	32.25	87.65	- 63.73
10	31		2007	U10	(3)	WOOD George		VIK	* 16.28	* 16.26	43.76	32.54	94.91	- 212.98
11	27		2008	U10	(4)	PARKER Alfie		HEM	* 16.23	16.67	* 16.33	32.56	95.42	- 112.80
12	13		2005	U12	(8)	THOMSON Kai		VIK		* 16.20	* 16.44	32.64	97.42	- 86.17
13	17		2007	U10	(5)	ENGLAND Alfie		ESX	* 16.19	16.74	* 16.56	32.75	100.17	- 36.12
14	48		2007	U10	(6)	TOMS Harry		ESX	* 16.53	* 16.69	16.95	33.22	111.94	-
15	12		2009	U08	(1)	FABER Ryan		TSN	* 16.75	17.30	* 16.52	33.27	113.20	- 56.09
16	15		2005	U12	(9)	PAGE-BROWNE Adam		WGC	17.10	* 16.85	* 16.77	33.62	121.96	- 6.61
17	44		2006	U12	(10)	SADLER Oliver		TSN	* 16.99	* 17.26	17.76	34.25	137.74	-
18	35	23247	2005	U12	(11)	WARNE Ben		HEM	* 17.42	* 17.39	18.04	34.81	151.76	- 188.40
19	30		2007	U10	(7)	VERGANI Alberto		HEM	* 17.30	* 17.52	17.58	34.82	152.01	- 151.63
20	26		2005	U12	(12)	SHELLY Jack		VIK	* 17.44	* 17.56	32.67	35.00	156.52	- 50.63
21	24		2006	U12	(13)	PHILLIPS Daniel		WGC	* 17.26	* 17.94	27.88	35.20	161.53	- 42.46
22	33		2007	U10	(8)	SEWELL Bertie		NOR	* 18.03	* 17.69	18.41	35.72	174.55	- 155.97
23	11		2006	U12	(14)	COZENS Samual		NOR	* 17.76	* 17.97	31.59	35.73	174.80	+ 88.38
24	32		2007	U10	(9)	FRANCIS Jude		VIK	* 17.85	18.29	* 18.14	35.99	181.31	- 138.34
25	34		2009	U08	(2)	BLACKWELL Jasper		TAL	* 18.13	18.57	* 18.38	36.51	194.34	- 144.31
26	47		2005	U12	(15)	SHARMAN Hugo		HEM	* 18.44	19.11	* 19.05	37.49	218.88	-
27	43	23342	2008	U10	(10)	ELLIFF Rafe		VIK	* 18.77	19.44	* 18.86	37.63	222.39	- 683.74
28	42		2010	U08	(3)	AMOS Brody		ESX	* 19.18	* 19.25	21.38	38.43	242.42	- 458.45
29	38		2009	U08	(4)	GRIMES Myles		VIK	* 19.73	19.87	* 19.66	39.39	266.46	- 112.96
30	41		2008	U10	(11)	HALLIDAY Thomas		NOR	20.79	* 20.57	* 20.36	40.93	305.03	- 251.94
31	39		2010	U08	(5)	LAST William		NOR	* 20.31	20.78	* 20.66	40.97	306.03	- 145.58
32	40		2008	U10	(12)	CHAUHAN Ruben		NOR	* 20.26	21.78	* 20.77	41.03	307.53	- 217.29
33	49		2010	U08	(6)	KINGE Jacob		NOR	* 20.91	22.20	* 20.70	41.61	322.06	-
34	46		2009	U08	(7)	HARTNELL Sonny		NOR	* 20.73	* 20.98	21.07	41.71	324.56	-
35	37		2007	U10	(13)	CHILDS Scott		WGC	* 21.15	* 21.13		42.28	338.84	- 36.24
36	45		2009	U08	(8)	HARTNELL Freddy		NOR	* 23.31	23.66	* 23.23	46.54	445.52	-

Did Not Start - Run 1 (2)

	28		2005	U12		PARTLETT-HULSTROM Albie		VIK						
	36		2007	U10		MANN Ralph		VIK						

Did Not Finish - Run 1 (2)

	13		2005	U12		THOMSON Kai		VIK						
	29		2008	U10		MINTON-LEE Frankie		WGC						

EASTERN REGION SNOWSPORTS ASSOCIATION 2016

Vikings "Team Evolution" Summer League

Special Slalom - Boys & Girls (U12's)

ERSA Summer League - Final Ranking - Points

Rank	Bib.	RegNo	Year	Cat	Rank	Name	Club	Run 1	Run 2	Run 3	Time	Points	Perf
------	------	-------	------	-----	------	------	-------	------	-------	-------	-------	------	--------	------

Did Not Start - Run 2 (2)

	28		2005	U12		PARTLETT-HULSTROM Albie		VIK						
	36		2007	U10		MANN Ralph		VIK						

Did Not Start - Run 3 (3)

	28		2005	U12		PARTLETT-HULSTROM Albie		VIK						
	36		2007	U10		MANN Ralph		VIK						
	37		2007	U10		CHILDS Scott		WGC						

Disqualified - Run 3 (1)

	29		2008	U10		MINTON-LEE Frankie		WGC						
--	----	--	------	-----	--	--------------------	---	-----	--	--	--	--	--	--

EASTERN REGION SNOWSPORTS ASSOCIATION 2016

VIK "Team Evolution" Summer League





































Special Slalom - Female and Male

ERSA Summer League - Final Ranking - Points



Rank	Bib.	RegNo	Year	Cat	Rank	Name	Club	Run 1	Run 2	Run 3	Time	Points	Perf
------	------	-------	------	-----	------	------	-------	------	-------	-------	-------	------	--------	------

==ERSA Girls and Ladies ==

1	76	20337	2001	U16	(1)	SKIPPER Megan		NOR	* 13.19	13.65	* 13.60	26.79	0.00	- 9.02
2	74	23404	2001	U16	(2)	LUCK Jemma		NOR	14.63	* 14.40	* 14.48	28.88	56.17	- 17.87
3	65		1999	U18	(1)	DURANT Antonia		VIK	* 14.58	14.85	* 14.70	29.28	66.92	+ 4.96
4	68		1997	U21	(1)	DURANT Ella		VIK	14.54	* 14.49	* 14.94	29.43	70.95	+ 48.85
5	63		2000	U18	(2)	MANNBY Siobhan		VIK	15.07	* 14.93	* 14.72	29.65	76.86	+ 9.19
6	73	22179	2003	U14	(1)	HOLMES Abby		NOR	* 14.60	15.35	* 15.18	29.78	80.36	- 34.96
7	70	19235	1999	U18	(3)	ROYAL Natasha		VIK	15.93	* 15.20	* 15.26	30.46	98.63	+ 70.64
8	62	22943	1999	U18	(4)	BLYTH Charlotte		HEM	15.34	* 15.09	* 15.41	30.50	99.71	+ 26.46
9	64		1970	MA2	(1)	ANDERSON Beverley		VIK	* 15.43	15.56	* 15.13	30.56	101.32	+ 53.48
10	80	21017	2003	U14	(2)	ELLIFF Alexa		VIK	15.61	* 15.31	* 15.44	30.75	106.43	- 79.20
11	81		2003	U14	(3)	FRANCIS Mia		VIK	* 15.60	15.71	* 15.63	31.23	119.33	- 76.39
12	78	22515	2003	U14	(4)	SHELLEY Annie		VIK	* 15.59	15.73	* 15.71	31.30	121.21	- 55.52
13	67	22615	2001	U16	(3)	FABER Sophie		TSN	15.89	* 15.74	* 16.04	31.78	134.11	- 18.90
14	66		1993	SM1	(1)	AYLING-BATE Sarah		VIK	* 15.95	16.19	* 15.85	31.80	134.65	+ 20.99
15	72		1999	U18	(5)	MCCABE-ABLE Scarlett		VIK	36.54	* 15.94	* 15.91	31.85	135.99	+ 57.73
16	75	20742	1971	MA2	(2)	SAMPSON Melissa		NOR	18.33	* 15.98	* 16.13	32.11	142.98	+ 60.57
17	84		2004	U14	(5)	VENABLES Felicity		VIK	* 16.05	16.47	* 16.25	32.30	148.09	- 82.02
18	79	23246	2003	U14	(6)	WARNE Charlotte		HEM	16.16	* 16.05	* 16.50	32.55	154.80	- 22.18
19	82	22806	2003	U14	(7)	FARROW Ellie		HEM	16.62	* 16.38	* 16.33	32.71	159.10	- 42.17
20	83		2002	U16	(4)	SHELLEY Madeline		VIK	16.54	* 16.05	* 16.79	32.84	162.60	- 38.83
21	86		1999	U18	(6)	BAUMBACH Jasmine		VIK	16.67	* 16.40	* 16.48	32.88	163.67	- 89.00
22	77	20998	2003	U14	(8)	BARDER Katie		HEM	17.03	* 16.56	* 16.46	33.02	167.44	+ 6.84
23	87		2003	U14	(9)	WEST Sophie		VIK	* 16.54	16.97	* 16.72	33.26	173.89	- 112.94
24	88		2001	U16	(5)	BYE Katherine		VIK	* 16.96	17.14	* 17.13	34.09	196.19	- 93.01
25	98	23421	2004	U14	(10)	HUGHES Sophie		ESX	* 17.18	17.19	* 17.33	34.51	207.48	-
26	99		2004	U14	(11)	SMITH Flori		NOR	18.66	* 17.77	* 17.54	35.31	228.98	-
27	100		2002	U16	(6)	DAY Chelsie		VIK		* 17.97	* 17.37	35.34	229.79	-
28	90		2000	U18	(7)	OTTER Harriet		VIK	18.17	* 17.68	* 18.23	35.91	245.11	- 120.02
29	89		2004	U14	(12)	KING Emily		VIK	* 18.29	18.50	* 18.18	36.47	260.16	- 97.37
30	93		2004	U14	(13)	WOOD Caitlin		VIK	19.54	* 19.23	* 18.68	37.91	298.86	- 158.93
31	96		2003	U14	(14)	GROSE Elise		NOR	* 20.04	20.08	* 19.22	39.26	335.14	-
32	102		2003	U14	(15)	NORAGER Katie		VIK	* 19.42	19.54	* 19.99	39.41	339.17	-
33	95		2004	U14	(16)	VICOS Amelia		VIK	21.13	* 20.30	* 20.23	40.53	369.27	- 255.90
34	92		2003	U14	(17)	CUTHBERT Tia		VIK	* 20.18	20.23	* 20.52	40.70	373.84	- 65.84
35	94		2004	U14	(18)	DE FRIEND Faye		ESX	20.43	* 20.28	* 20.67	40.95	380.56	- 167.11
36	97		2001	U16	(7)	CHURCHILL Freya		VIK	21.15	* 20.85	* 21.08	41.93	406.90	-

Did Not Start - Run 1 (5)

69	22536	2000	U18			MCLEISH Alice		HEM						
----	-------	------	-----	--	--	---------------	---	-----	--	--	--	--	--	--

EASTERN REGION SNOWSPORTS ASSOCIATION 2016

VIK "Team Evolution" Summer League

Special Slalom - Female and Male

ERSA Summer League - Final Ranking - Points

Rank	Bib.	RegNo	Year	Cat	Rank	Name	Club	Run 1	Run 2	Run 3	Time	Points	Perf
	71	20767	2000	U18		WEBSTER Atlanta		NOR						
	85	23069	2002	U16		LANDER Isabelle		HEM						
	91		2004	U14		JONES Charlotte		TAL						
	101	21897	2002	U16		MARTIN Lily		BRO						

Did Not Finish - Run 1 (1)

	100		2002	U16		DAY Chelsie		VIK						
--	-----	--	------	-----	--	-------------	---	-----	--	--	--	--	--	--

Did Not Start - Run 2 (5)

	69	22536	2000	U18		MCLEISH Alice		HEM						
	71	20767	2000	U18		WEBSTER Atlanta		NOR						
	85	23069	2002	U16		LANDER Isabelle		HEM						
	91		2004	U14		JONES Charlotte		TAL						
	101	21897	2002	U16		MARTIN Lily		BRO						

Did Not Start - Run 3 (5)

	69	22536	2000	U18		MCLEISH Alice		HEM						
	71	20767	2000	U18		WEBSTER Atlanta		NOR						
	85	23069	2002	U16		LANDER Isabelle		HEM						
	91		2004	U14		JONES Charlotte		TAL						
	101	21897	2002	U16		MARTIN Lily		BRO						

== ERSА Boys and Men ==

1	6	14921	1992	SM1	(1)	HUGHES Toby		NOR	12.53	* 12.32	* 12.39	24.71	0.00	- 3.89
2	7	18810	1997	U21	(1)	FENELEY Luke		NOR	* 12.51	12.86	* 12.36	24.87	4.66	+ 8.50
3	11		1996	U21	(2)	WIGMORE Matthew		NOR	* 12.61	13.03	* 12.62	25.23	15.15	+ 16.27
4	12	22166	1999	U18	(1)	HOLMES Thomas		NOR	* 12.71	12.87	* 12.59	25.30	17.19	- 2.75
5	3		2001	U16	(1)	TROUNG Aaron		VIK	* 12.68	12.92	* 12.96	25.64	27.10	+ 1.99
6	2	21691	1999	U18	(2)	LANE Joshua		NOR	* 13.34	13.48	* 13.06	26.40	49.24	+ 0.34
7	14	20884	2003	U14	(1)	THOMPSON Joseph		NOR	* 13.37	13.95	* 13.39	26.76	59.73	- 16.60
8	15	21723	2000	U18	(3)	HOWE Charlie		NOR	* 13.41	14.04	* 13.68	27.09	69.35	- 2.63
9	1		1996	U21	(3)	REEDER James		VIK	* 13.67	13.89	* 13.63	27.30	75.47	+ 5.76
10	25		2000	U18	(4)	WARSOP Rowan		NOR		* 13.79	* 13.64	27.43	79.26	- 63.72
11	9		1999	U18	(5)	CHILDS Lewis		WGC	* 13.65	14.12	* 13.83	27.48	80.71	+ 10.46
12	10	22164	2001	U16	(2)	LONGSTAFF Michael		WGC	* 13.83	14.88	* 13.89	27.72	87.71	+ 13.20
13	23		2002	U16	(3)	GOMEZ CLARKE Jamie		NOR	* 13.88	14.39	* 13.85	27.73	88.00	- 50.80
14	24	23349	2003	U14	(2)	BUSHELL George		NOR	* 14.04	14.59	* 13.81	27.85	91.49	- 48.11
15	5	20184	2000	U18	(6)	NEWTON William		HEM	* 14.15	14.52	* 13.99	28.14	99.94	+ 23.67
16	28		1964	MA3	(1)	THOMSON Stewart		VIK	* 14.42		* 14.20	28.62	113.93	- 39.88
17	18	13217	1968	MA2	(1)	SHARP Anthony		HEM	14.78	* 14.39	* 14.34	28.73	117.13	+ 7.84
18	40		2002	U16	(4)	HIGGINS James		NOR	14.76	* 14.74	* 14.46	29.20	130.83	- 73.72
19	4	10596	1963	MA3	(2)	BUNTON Paul		HEM	14.78	* 14.62	* 14.59	29.21	131.12	+ 29.17
20	16		1998	U21	(4)	LEVENE Harry		VIK	14.92	* 14.88	* 14.55	29.43	137.53	+ 29.47
21	20		1967	MA2	(2)	SYDER Mark		NOR	* 14.73	14.86	* 14.85	29.58	141.90	+ 20.73
22	29	17468	1961	MA3	(3)	GIBB Jim		CHT	* 14.98	15.10	* 14.72	29.70	145.40	- 10.35
23	39	23122	2001	U16	(5)	HUGHES Thomas		ESX	* 14.79	15.02	* 15.03	29.82	148.90	- 41.45
24	8		1966	MA2	(3)	HOLMES Peter		NOR	15.30	* 14.91	* 15.04	29.95	152.68	+ 46.32
25	26	22816	1960	MA3	(4)	OHSTEN Ben		NOR	* 14.91	15.89	* 15.10	30.01	154.43	+ 9.68

EASTERN REGION SNOWSPORTS ASSOCIATION 2016








VIK "Team Evolution" Summer League

Special Slalom - Female and Male

ERSA Summer League - Final Ranking - Points

Rank	Bib.	RegNo	Year	Cat	Rank	Name	Club	Run 1	Run 2	Run 3	Time	Points	Perf
26	31		2001	U16	(6)	MCCABE-ABLE Maximus		VIK	* 14.99	15.39	* 15.21	30.20	159.97	+ 1.11
27	36		2001	U16	(7)	BUTTERS Harvey		VIK	16.06	* 15.35	* 14.96	30.31	163.17	- 7.83
28	30		1998	U21	(5)	SYDER James		NOR	* 15.15	15.55	* 15.34	30.49	168.42	+ 9.91
29	35	22827	2003	U14	(3)	BARTLETT Arthur		VIK	15.34	* 15.29	* 15.40	30.69	174.25	+ 7.86
30	33	19696	1996	U21	(6)	CUTHBERT Daryl		VIK	15.45	* 15.36	* 15.47	30.83	178.32	+ 14.63
31	22		2003	U14	(4)	TURNER Alfie		HEM	* 15.49	16.11	* 15.35	30.84	178.62	+ 45.49
32	37	20264	2003	U14	(5)	REIDY Thomas		HEM	* 15.76	15.86	* 15.47	31.23	189.98	+ 12.53
33	50		2000	U18	(7)	BYE Matthew		VIK	* 15.64	16.27	* 15.76	31.40	194.93	- 149.12
34	38		2003	U14	(6)	MCANALLY Ewan		WGC		* 16.42	* 15.69	32.11	215.62	+ 25.76
35	19	10372	1959	MA3	(5)	ANDERSON Christopher		VIK	16.68	* 16.25	* 16.22	32.47	226.11	+ 106.72
36	60		1970	MA2	(4)	BAUMBACH Michael		VIK	* 16.47	16.68	* 16.13	32.60	229.90	-
37	49		2003	U14	(7)	SEWELL Sebastian		NOR	17.07	* 16.89	* 16.07	32.96	240.39	- 100.12
37	47		2004	U14	(7)	ALI Dylan		VIK	* 16.34	16.47	* 16.62	32.96	240.39	- 97.97
39	45		1979	SM1	(2)	AMOS Martin		ESX	* 17.11	17.22	* 16.34	33.45	254.67	- 49.72
40	61		2004	U14	(9)	FISHER Edward		ESX	17.08	* 16.97	* 16.53	33.50	256.12	-
41	34		1966	MA2	(5)	GARRETT Mike		NOR	17.26	* 16.90	* 16.72	33.62	259.62	+ 95.36
42	41		1941	MA3	(6)	SMITH Michael		BAS	* 17.10	17.20	* 17.40	34.50	285.26	+ 70.09
43	54		2004	U14	(10)	FULCHER Lewis		VIK	17.50	* 17.29	* 17.48	34.77	293.13	-
44	44		1955	MA3	(7)	DANBURY Mike		WGC	17.71	* 17.65	* 17.46	35.11	303.04	+ 17.79
45	42		1971	MA2	(6)	TURNER Oily		HEM	* 18.12	18.27	* 17.55	35.67	319.35	+ 63.59
46	56		2004	U14	(11)	HALLIDAY Ben		NOR	18.16	* 17.90	* 17.97	35.87	325.18	-
47	59		2003	U14	(12)	ALGER James		NOR	17.96	* 17.49	* 18.98	36.47	342.66	-
48	53		2004	U14	(13)	DAVIES Ben		NOR	* 18.10	18.36	* 18.95	37.05	359.56	-
49	46		1951	MA3	(8)	COOPER Douglas		NOR	* 18.97	19.36	* 19.48	38.45	400.36	+ 79.00
50	48		1956	MA3	(9)	BRADLEY Stephen		HEM	* 19.13	19.31	* 19.74	38.87	412.59	+ 73.67
51	51		1966	MA2	(7)	FRANCIS Carl		VIK	20.02	* 19.87	* 19.58	39.45	429.49	- 7.63

Did Not Start - Run 1 (7)

21		1999	U18		HEARNEY Christopher		NOR
27		1997	U21		STEWARD Harry		NOR
43		2003	U14		WILLIAMS Elliot		WGC
52	21189	1998	U21		BIGGS Saul		AMB
55		2004	U14		TWEEDY Ben		VIK
57		2002	U16		BELSEY George		VIK
58		2004	U14		HUTCHINSON Max		VIK








Did Not Finish - Run 1 (1)

25		2000	U18		WARSOP Rowan		NOR
----	--	------	-----	--	--------------	---	-----

Disqualified - Run 1 (1)

38		2003	U14		MCANALLY Ewan		WGC
----	--	------	-----	--	---------------	---	-----

Did Not Start - Run 2 (7)

21		1999	U18		HEARNEY Christopher		NOR
27		1997	U21		STEWARD Harry		NOR
43		2003	U14		WILLIAMS Elliot		WGC
52	21189	1998	U21		BIGGS Saul		AMB
55		2004	U14		TWEEDY Ben		VIK
57		2002	U16		BELSEY George		VIK
58		2004	U14		HUTCHINSON Max		VIK

EASTERN REGION SNOWSPORTS ASSOCIATION 2016

VIK "Team Evolution" Summer League

Special Slalom - Female and Male

ERSA Summer League - Final Ranking - Points

Rank	Bib.	RegNo	Year	Cat	Rank	Name	Club	Run 1	Run 2	Run 3	Time	Points	Perf
------	------	-------	------	-----	------	------	-------	------	-------	-------	-------	------	--------	------

Did Not Finish - Run 2 (1)

13	14168	1993	SM1		WHEATMAN Max		NOR							
----	-------	------	-----	--	---------------------	---	-----	--	--	--	--	--	--	--


Disqualified - Run 2 (1)


28		1964	MA3		THOMSON Stewart		VIK							
----	--	------	-----	--	------------------------	---	-----	--	--	--	--	--	--	--

Did Not Start - Run 3 (7)


21		1999	U18		HEARNEY Christopher		NOR							
----	--	------	-----	--	----------------------------	---	-----	--	--	--	--	--	--	--

27		1997	U21		STEWART Harry		NOR							
----	--	------	-----	--	----------------------	---	-----	--	--	--	--	--	--	--

43		2003	U14		WILLIAMS Elliot		WGC							
----	--	------	-----	--	------------------------	---	-----	--	--	--	--	--	--	--

52	21189	1998	U21		BIGGS Saul		AMB							
----	-------	------	-----	--	-------------------	---	-----	--	--	--	--	--	--	--

55		2004	U14		TWEEDY Ben		VIK							
----	--	------	-----	--	-------------------	---	-----	--	--	--	--	--	--	--

57		2002	U16		BELSEY George		VIK							
----	--	------	-----	--	----------------------	---	-----	--	--	--	--	--	--	--

58		2004	U14		HUTCHINSON Max		VIK							
----	--	------	-----	--	-----------------------	---	-----	--	--	--	--	--	--	--

Did Not Finish - Run 3 (2)

13	14168	1993	SM1		WHEATMAN Max		NOR							
----	-------	------	-----	--	---------------------	---	-----	--	--	--	--	--	--	--

32		1967	MA2		DURANT Jim		VIK							
----	--	------	-----	--	-------------------	---	-----	--	--	--	--	--	--	--

Disqualified - Run 3 (1)

17	23185	2000	U18		STEWART Oliver		NOR							
----	-------	------	-----	--	-----------------------	---	-----	--	--	--	--	--	--	--