

EASTERN REGION SNOWSPORTS ASSOCIATION 2016

Norfolk "Team Evolution" Summer League

Special Slalom - Girls & Boys - Under 12's

ERSA Summer League - Final Ranking - Points



Rank	Bib.	RegNo	Year	Cat	Rank	Name	Club	Run-1	Run-2	Run-3	Time	Points	Perf
------	------	-------	------	-----	------	------	------	-------	-------	-------	-------	------	--------	------

=== ERS A Girls - U12's & U10's ===

1	142	22825	2005	U12	(1)	BARTLETT Honor	VIK		* 17.67	* 17.92	18.24	35.59	0.00	+ 7.64
2	148	22930	2006	U12	(2)	BLACKWELL Lucy	TAL		* 18.12	* 18.27	18.45	36.39	16.18	- 16.53
3	160		2005	U12	(3)	MANN Madeleine	VIK		* 18.69	19.02	* 18.10	36.79	24.28	+ 22.98
4	152	23273	2005	U12	(4)	PARKER Abbie	HEM		18.73	* 18.55	* 18.62	37.17	31.96	+ 25.47
5	154	22938	2006	U12	(5)	HOWESON Olivia	HEM		* 19.51	19.87	* 18.74	38.25	53.81	+ 23.54
6	145		2007	U10	(1)	BUSHELL Grace	NOR		19.91	* 19.86	* 19.71	39.57	80.52	- 17.93
7	150	22937	2005	U12	(6)	ALEY Lauren	HEM		* 21.24	* 20.72	21.29	41.96	128.87	+ 18.61
8	151		2006	U12	(7)	SMITH Rosie	NOR		* 21.18	* 20.80	21.19	41.98	129.27	- 222.31
9	158		2005	U12	(8)	LINCOLN Isabel	NOR		* 21.06	* 20.93	21.09	41.99	129.47	-
10	143		2007	U10	(2)	COZENS Zoe	NOR		* 20.64	22.21	* 21.36	42.00	129.68	- 69.94
11	146	23258	2008	U10	(3)	BUNTON Aimee	HEM		* 21.47	22.51	* 21.59	43.06	151.12	+ 43.07
12	156		2007	U10	(4)	KINGE Lucy	NOR		* 21.77	* 21.71	22.35	43.48	159.62	-
13	155		2008	U10	(5)	JELPIDIFOROVA Valeria	ESX			* 23.45	* 22.29	45.74	205.34	- 93.76
14	141		2008	U10	(6)	HOWESON Lucy	HEM		* 24.86	25.28	* 25.04	49.90	289.50	- 6.81
15	159		2009	U08	(1)	WELSH Madeleine	VIK		26.09	* 25.18	* 24.91	50.09	293.34	-
16	149		2007	U10	(7)	KING Jessica	VIK		* 25.24	25.87	* 25.35	50.59	303.46	+ 20.49
17	147		2007	U10	(8)	LAST Isabelle	NOR		* 25.44	26.30	* 25.61	51.05	312.76	+ 1.84
18	157		2008	U10	(9)	SELF Neve	NOR		* 27.62	27.71	* 26.96	54.58	384.18	-



Did Not Start - Run-1 (2)

144		2006	U12			VENABLES Phoebe	VIK							
153	22670	2006	U12			HETTERLEY Mollie	CHT							



Disqualified - Run-1 (1)

155		2008	U10			JELPIDIFOROVA Valeria	ESX							
-----	--	------	-----	--	--	-----------------------	-----	---	--	--	--	--	--	--

Did Not Start - Run-2 (2)

144		2006	U12			VENABLES Phoebe	VIK							
153	22670	2006	U12			HETTERLEY Mollie	CHT							

Did Not Start - Run-3 (2)




















144		2006	U12			VENABLES Phoebe	VIK							
153	22670	2006	U12			HETTERLEY Mollie	CHT							

EASTERN REGION SNOWSPORTS ASSOCIATION 2016

Norfolk "Team Evolution" Summer League

Special Slalom - Girls & Boys - Under 12's

ERSA Summer League - Final Ranking - Points

Rank	Bib.	RegNo	Year	Cat	Rank	Name	Club	Run-1	Run-2	Run-3	Time	Points	Perf
=== ERSA Boys - U12's & U10's ===														
1	112	21649	2005	U12	(1)	BUNTON Ryan	HEM		16.11	* 16.10	* 15.54	31.64	0.00	+ 5.06
2	110	21604	2005	U12	(2)	OGDEN Alexander	NOR		* 16.04	16.05	* 15.88	31.92	6.37	+ 12.96
3	101	22087	2005	U12	(3)	PARKER Travis	NOR		* 16.65	* 16.60	17.02	33.25	36.64	+ 33.34
4	102	22059	2006	U12	(4)	DADE Jake	NOR		* 16.76	* 16.80	16.83	33.56	43.69	+ 18.66
5	115		2007	U10	(1)	MITCHELL Kieran	NOR		* 17.18	17.44	* 17.20	34.38	62.35	- 63.94
6	109	23354	2005	U12	(5)	CHAUHAN Rohan	NOR		* 17.36		* 17.37	34.73	70.32	+ 8.49
7	105		2006	U12	(6)	HADINGHAM Alex	NOR		* 18.23	* 17.37		35.60	90.11	- 74.56
8	107		2006	U12	(7)	SMITH Ben	VIK		* 18.32	* 18.17	18.43	36.49	110.37	+ 5.13
9	111		2007	U10	(2)	SMITH Bradley	VIK		18.96	* 18.88	* 18.38	37.26	127.89	+ 62.76
10	114		2009	U08	(1)	FABER Ryan	TSN		* 18.85	* 18.87	19.19	37.72	138.36	- 44.22
11	104		2006	U12	(8)	JELPIDIFOROVA Eric	ESX		* 19.34	19.73	* 18.80	38.14	147.91	- 24.35
12	118		2007	U10	(3)	WOOD George	VIK		* 19.24	* 19.49	19.64	38.73	161.34	- 159.84
13	129		2007	U10	(4)	TOMS Harry	ESX		* 19.54	20.30	* 19.80	39.34	175.22	-
14	103		2006	U12	(9)	COZENS Samual	NOR		19.96	* 19.77	* 19.70	39.47	178.18	+ 78.47
15	113		2005	U12	(10)	PAGE-BROWNE Adam	WGC		* 19.99	* 19.53	20.30	39.52	179.32	+ 37.46
16	108		2007	U10	(5)	ENGLAND Alfie	ESX		21.15	* 20.45	* 19.81	40.26	196.16	+ 46.58
17	117		2008	U10	(6)	PARKER Alfie	HEM		20.88	* 20.60	* 20.05	40.65	205.03	- 16.48
18	116		2005	U12	(11)	SHELLY Jack	VIK		21.48	* 20.62	* 20.73	41.35	220.96	+ 0.52
19	131		2008	U10	(7)	MINTON-LEE Frankie	WGC			* 21.09	* 20.40	41.49	224.15	- 38.36
20	132		2007	U10	(8)	MANN Ralph	VIK		* 21.19	* 21.45	21.55	42.64	250.32	- 117.60
21	106		2006	U12	(12)	PHILLIPS Daniel	WGC		* 21.53	* 21.29	21.70	42.82	254.41	+ 37.13
22	120		2005	U12	(13)	WARNE Ben	HEM		* 21.66	21.77	* 21.63	43.29	265.11	- 88.34
23	119		2009	U08	(2)	BLACKWELL Jasper	TAL		23.54	* 23.01	* 22.76	45.77	321.54	- 30.40
24	126		2007	U10	(9)	SYKES Oscar	NOR		24.84	* 23.67	* 22.97	46.64	341.34	-
25	121		2009	U08	(3)	GRIMES Myles	VIK		24.43	* 23.93	* 23.80	47.73	366.14	- 26.57
26	124	23342	2008	U10	(10)	ELLIFF Rafe	VIK		* 24.02	* 24.66	24.74	48.68	387.76	- 531.66
27	123		2008	U10	(11)	CHAUHAN Ruben	NOR		* 24.59	* 24.78	25.15	49.37	403.46	- 134.65
28	122		2010	U08	(4)	LAST William	NOR		* 25.41	25.98	* 24.84	50.25	423.49	- 41.41
29	125		2010	U08	(5)	KINGE Jacob	NOR		* 25.08	25.61	* 25.54	50.62	431.91	-
30	130		2009	U08	(6)	HARTNELL Sonny	NOR		* 25.82	25.86	* 25.10	50.92	438.74	-
31	127		2009	U08	(7)	HARTNELL Freddy	NOR		* 28.42	28.87	* 27.92	56.34	562.07	-
32	128		2010	U08	(8)	DYER Connor	NOR		* 30.27	31.26	* 28.66	58.93	621.01	-


Disqualified - Run-1 (1)

131		2008	U10		MINTON-LEE Frankie	WGC	
-----	--	------	-----	--	--------------------	-----	---

Disqualified - Run-2 (1)

109	23354	2005	U12		CHAUHAN Rohan	NOR	
-----	-------	------	-----	--	---------------	-----	---

Disqualified - Run-3 (1)

105		2006	U12		HADINGHAM Alex	NOR	
-----	--	------	-----	--	----------------	-----	---

EASTERN REGION SNOWSPORTS ASSOCIATION 2016

Norfolk "Team Evolution" Summer League

Special Slalom - Female & Male

ERSA Summer League - Final Ranking - Points



Rank	Bib.	RegNo	Year	Cat	Rank	Name	Club	Run-1	Run-2	Run-3	Time	Points	Perf
------	------	-------	------	-----	------	------	-------	------	-------	-------	-------	------	--------	------

==ERSA Girls and Ladies ==

1	75	20337	2001	U16	(1)	SKIPPER Megan		NOR	16.28	* 15.17	* 15.15	30.32	0.00	- 7.85
2	96	21355	2001	U16	(2)	TAPSELL Charlotte		HEM	15.79	* 15.26	* 15.23	30.49	4.04	- 15.62
3	62	20496	2002	U16	(3)	SCRANAGE-HARRISON Elenor		HEM	* 15.34	15.51	* 15.20	30.54	5.22	- 0.24
4	95	19016	1995	SM1	(1)	SKIPPER Sophie		NOR	15.75	* 15.36	* 15.23	30.59	6.41	+ 13.09
5	97	20754	1997	U21	(1)	SPANTON Jessica		NOR	16.73	* 15.87	* 15.62	31.49	27.78	+ 32.35
6	68	20921	1999	U18	(1)	DURANT Antonia		VIK	16.40	* 16.38	* 16.55	32.93	61.98	+ 1.19
7	67	22943	1999	U18	(2)	BLYTH Charlotte		HEM	17.23	* 16.93	* 16.51	33.44	74.09	+ 2.01
8	72	22179	2003	U14	(1)	HOLMES Abby		NOR	17.14	* 16.74	* 16.93	33.67	79.55	- 34.60
9	91	22082	2001	U16	(4)	HAWKINS Zara		HEM	18.00	* 17.17	* 16.87	34.04	88.34	+ 12.89
10	89	22083	2001	U16	(5)	HAWKINS Danielle		HEM	18.72	* 17.33	* 17.18	34.51	99.50	+ 38.04
11	87	21334	2003	U14	(2)	BOTY Nia		HEM	18.14	* 17.73	* 17.31	35.04	112.08	+ 9.80
12	94	14159	1970	MA2	(1)	ANDERSON Beverley		VIK	18.06	* 17.60	* 17.69	35.29	118.02	+ 71.35
13	90	22084	2001	U16	(6)	HAWKINS Lily		HEM	* 18.24		* 17.47	35.71	127.99	+ 38.86
14	70	22515	2003	U14	(3)	SHELLEY Annie		VIK	18.08	* 18.08	* 17.85	35.93	133.22	- 42.34
15	63	21017	2003	U14	(4)	ELLIFF Alexa		VIK	* 18.19		* 18.10	36.29	141.77	- 42.69
16	71		1993	SM1	(2)	AYLING-BATE Sarah		VIK	18.15	* 18.03	* 18.50	36.53	147.47	+ 34.98
17	66	20767	2000	U18	(3)	WEBSTER Atlanta		NOR	18.50	* 18.41	* 18.20	36.61	149.37	+ 57.55
18	74	20742	1971	MA2	(2)	SAMPSON Melissa		NOR	* 18.26	19.25	* 18.51	36.77	153.17	+ 71.93
19	92		2002	U16	(7)	BLYTH Helena		HEM	19.44	* 19.28	* 18.51	37.79	177.39	- 13.44
20	73		2003	U14	(5)	WARNE Charlotte		HEM	20.72	* 18.78	* 19.56	38.34	190.45	+ 14.64
21	76		2002	U16	(8)	SHELLEY Madeline		VIK	19.55	* 19.43	* 19.42	38.85	202.56	+ 2.30
22	65		2003	U14	(6)	BARDER Katie		HEM	20.43	* 19.45	* 19.51	38.96	205.17	+ 45.74
23	81		2004	U14	(7)	JONES Charlotte		TAL	21.02	* 19.19	* 19.92	39.11	208.73	- 197.56
24	69		2001	U16	(9)	HACKETT Layla		VIK	* 19.73		* 19.87	39.60	220.37	+ 58.83
25	85		2004	U14	(8)	SMITH Flori		NOR	* 20.22		* 19.44	39.66	221.79	-
26	78		2003	U14	(9)	WEST Sophie		VIK	20.22	* 19.85	* 19.89	39.74	223.69	- 61.97
27	88		2002	U16	(10)	GOMEZ CLARKE Anna		NOR	21.47	* 20.92	* 20.63	41.55	266.68	- 105.08
28	80		2004	U14	(10)	KING Emily		VIK	22.71	* 21.86	* 21.46	43.32	308.71	- 47.65
29	83		2004	U14	(11)	WOOD Caitlin		VIK	23.17	* 22.68	* 22.73	45.41	358.34	- 98.28
30	84		2004	U14	(12)	VICOS Amelia		VIK	24.29	* 22.90	* 22.78	45.68	364.75	- 259.25
31	86		2002	U16	(11)	POUNDALL Anya		NOR	24.67	* 24.48	* 24.55	49.03	444.30	-
32	82	20678	2003	U14	(13)	CUTHBERT Tia		VIK	25.16	* 24.71	* 24.60	49.31	450.95	+ 12.44

Did Not Start - Run-1 (2)

77		2004	U14			VENABLES Felicity		VIK						
79		1973	MA2			DE VILLIERS Hayley		HEM						

EASTERN REGION SNOWSPORTS ASSOCIATION 2016

Norfolk "Team Evolution" Summer League

Special Slalom - Female & Male

ERSA Summer League - Final Ranking - Points

Rank	Bib.	RegNo	Year	Cat	Rank	Name	Club	Run-1	Run-2	Run-3	Time	Points	Perf
------	------	-------	------	-----	------	------	-------	------	-------	-------	-------	------	--------	------

Did Not Start - Run-2 (2)

77		2004	U14			VENABLES Felicity		VIK						
79		1973	MA2			DE VILLIERS Hayley		HEM						

Did Not Finish - Run-2 (2)

63	21017	2003	U14			ELLIFF Alexa		VIK						
69		2001	U16			HACKETT Layla		VIK						

Disqualified - Run-2 (3)

85		2004	U14			SMITH Flori		NOR						
90	22084	2001	U16			HAWKINS Lily		HEM						
93		2003	U14			GROSE Elise		NOR						

Did Not Start - Run-3 (2)

77		2004	U14			VENABLES Felicity		VIK						
79		1973	MA2			DE VILLIERS Hayley		HEM						

Did Not Finish - Run-3 (2)

61	22615	2001	U16			FABER Sophie		TSN						
64	19235	1999	U18			ROYAL Natasha		VIK						

Disqualified - Run-3 (1)

93		2003	U14			GROSE Elise		NOR						
----	--	------	-----	--	--	--------------------	---	-----	--	--	--	--	--	--

== ERSА Boys and Men ==

1	52	18629	1993	SM1	(1)	MOLLOY Daniel		NOR	14.55	* 13.72	* 13.97	27.69	0.00	+ 2.85
2	55	20293	1996	U21	(1)	CLAYTON Adam		NOR	* 14.19		* 13.86	28.05	9.36	+ 18.36
3	54	14921	1992	SM1	(2)	HUGHES Toby		NOR	14.15	* 13.97	* 14.23	28.20	13.26	+ 9.37
4	12	21691	1999	U18	(1)	LANE Joshua		NOR	14.60	* 14.22	* 14.23	28.45	19.76	- 29.14
5	10	20481	2001	U16	(1)	HUDSON Thomas		NOR	14.42	* 14.32	* 14.53	28.85	30.16	- 0.91
6	15	22166	1999	U18	(2)	HOLMES Thomas		NOR	14.94	* 14.43	* 14.73	29.16	38.22	+ 18.28
7	50	14168	1993	SM1	(3)	WHEATMAN Max		NOR	* 14.82		* 14.65	29.47	46.28	+ 45.01
8	14	22009	2001	U16	(2)	APPLETON Byron		HEM	15.20	* 15.20	* 15.16	30.36	69.43	+ 33.43
8	1	18809	1999	U18	(3)	FENELEY William		NOR	* 14.97		* 15.39	30.36	69.43	+ 35.61
10	48	19713	1997	U21	(2)	BOTY Harry		HEM		* 15.51	* 14.97	30.48	72.55	+ 33.83
11	5	20884	2003	U14	(1)	THOMPSON Joseph		NOR		* 15.34	* 15.65	30.99	85.81	+ 9.48
12	23	23349	2003	U14	(2)	BUSHELL George		NOR	16.14	* 15.94	* 15.69	31.63	102.45	- 37.15
13	7	22164	2001	U16	(3)	LONGSTAFF Michael		WGC	16.04	* 15.74	* 15.99	31.73	105.05	+ 30.54
14	8	20184	2000	U18	(4)	NEWTON William		HEM	16.41	* 16.07	* 15.79	31.86	108.43	+ 32.16
15	22	23350	2002	U16	(4)	GOMEZ CLARKE Jamie		NOR		* 15.94	* 16.13	32.07	113.89	- 24.91
16	35		2002	U16	(5)	HIGGINS James		NOR	17.57	* 16.15	* 15.98	32.13	115.45	- 89.10
17	16	23185	2000	U18	(5)	STEWART Oliver		NOR		* 16.13	* 16.11	32.24	118.31	+ 9.73
18	11	20175	1992	SM1	(4)	DARRELL Mathew		NOR	16.36	* 16.15	* 16.31	32.46	124.03	+ 33.35
19	6		1996	U21	(3)	REEDER James		VIK	* 16.31		* 16.43	32.74	131.31	+ 61.60
20	21	21194	2003	U14	(3)	NEWTON Charlie		HEM	16.42	* 16.14	* 16.64	32.78	132.35	- 2.64
21	9		2000	U18	(6)	THOMPSON Connor		VIK	* 16.40	16.49	* 16.99	33.39	148.21	+ 66.49
22	3	10596	1963	MA3	(1)	BUNTON Paul		HEM	16.97	* 16.60	* 16.86	33.46	150.03	+ 48.08

EASTERN REGION SNOWSPORTS ASSOCIATION 2016

Norfolk "Team Evolution" Summer League

Special Slalom - Female & Male

ERSA Summer League - Final Ranking - Points

Rank	Bib.	RegNo	Year	Cat	Rank	Name	Club	Run-1	Run-2	Run-3	Time	Points	Perf
23	2	22220	1966	MA2	(1)	HOLMES Peter		NOR	17.11	* 16.71	* 16.79	33.50	151.07	+ 44.71
24	34		2001	U16	(6)	REYNOLDS Joshua		NOR		* 16.73	* 16.97	33.70	156.27	- 34.21
25	19		1999	U18	(7)	HEARNEY Christopher		NOR	* 16.70	16.72	* 17.26	33.96	163.03	+ 32.36
26	25	17468	1961	MA3	(2)	GIBB Jim		CHT	* 16.91		* 17.12	34.03	164.85	+ 9.10
27	17	13217	1968	MA2	(2)	SHARP Anthony		HEM	17.30	* 17.01	* 17.24	34.25	170.57	+ 61.28
28	49		1998	U21	(4)	LEVENE Harry		VIK	17.46	* 17.16	* 17.36	34.52	177.59	+ 69.53
29	31	22138	1987	SM1	(5)	BELLAMY Edward		NOR	* 17.07	17.33	* 17.69	34.76	183.84	+ 12.16
30	18	18665	1967	MA2	(3)	SYDER Mark		NOR	17.28	* 17.20	* 17.95	35.15	193.98	+ 72.81
31	32	20264	2003	U14	(4)	REIDY Thomas		HEM	18.83	* 17.65	* 18.01	35.66	207.24	+ 29.79
32	33	22212	2003	U14	(5)	MCANALLY Ewan		WGC		* 17.66	* 18.13	35.79	210.62	+ 20.76
33	42		2002	U16	(7)	CROUGHAN Ewan		NOR	18.13	* 17.85	* 18.10	35.95	214.78	-
34	26		1998	U21	(5)	SYDER James		NOR	18.17	* 17.70	* 18.30	36.00	216.08	+ 57.57
35	24		1997	U21	(6)	STEWARD Harry		NOR	18.27	* 18.14	* 18.05	36.19	221.02	+ 73.11
36	46		2002	U16	(8)	ROSE Tobias		NOR	* 17.91	18.00	* 18.29	36.20	221.28	-
37	30	22827	2003	U14	(6)	BARTLETT Arthur		VIK	18.06	* 17.96	* 18.34	36.30	223.88	+ 57.49
38	53		2002	U16	(9)	HEYMOZ Daniel		WGC	* 18.28		* 18.03	36.31	224.14	+ 5.03
39	41		2004	U14	(7)	MARSH Joel		NOR	* 18.29		* 18.39	36.68	233.76	-
40	27		1967	MA2	(4)	DURANT Jim		VIK	18.85	* 18.54	* 18.39	36.93	240.26	+ 79.07
41	28	19696	1996	U21	(7)	CUTHBERT Daryl		VIK	18.58	* 18.46	* 18.53	36.99	241.82	+ 78.13
42	51	10372	1959	MA3	(3)	ANDERSON Christopher		VIK	18.51	* 18.31	* 18.84	37.15	245.98	+ 126.59
43	29		1966	MA2	(5)	GARRETT Mike		NOR	20.23	* 19.17	* 19.21	38.38	277.96	+ 113.70
44	39		2004	U14	(8)	ALI Dylan		VIK	* 19.12	19.55	* 19.62	38.74	287.32	- 51.04
45	44		2004	U14	(9)	HALLIDAY Ben		NOR	20.39	* 20.34	* 20.24	40.58	335.17	-
46	36	1080	1941	MA3	(4)	SMITH Michael		BAS	20.77	* 20.24	* 20.70	40.94	344.53	+ 129.36
47	47		2003	U14	(10)	ALGER James		NOR	21.36	* 20.82	* 21.30	42.12	375.21	-
48	37		1955	MA3	(5)	DANBURY Mike		WGC	21.50	* 21.39	* 21.24	42.63	388.47	+ 103.22
49	45		2004	U14	(11)	FULCHER Lewis		VIK	* 21.62	21.68	* 22.39	44.01	424.36	-
50	43		2004	U14	(12)	DAVIES Ben		NOR	* 22.23	22.70	* 23.02	45.25	456.60	-
51	38	1134	1951	MA3	(6)	COOPER Douglas		NOR	23.12	* 22.96	* 23.04	46.00	476.10	+ 154.74

Did Not Start - Run-1 (2)

13	19855	2002	U16		BINGHAM Nicholas		ESX
40		1970	MA2		BAUMBACH Michael		VIK

Did Not Finish - Run-1 (3)

16	23185	2000	U18		STEWARD Oliver		NOR
33	22212	2003	U14		MCANALLY Ewan		WGC
48	19713	1997	U21		BOTY Harry		HEM

Disqualified - Run-1 (4)

4	21742	1998	U21		SEWELL Logan		NOR
5	20884	2003	U14		THOMPSON Joseph		NOR
22	23350	2002	U16		GOMEZ CLARKE Jamie		NOR
34		2001	U16		REYNOLDS Joshua		NOR

Did Not Start - Run-2 (2)

13	19855	2002	U16		BINGHAM Nicholas		ESX
40		1970	MA2		BAUMBACH Michael		VIK

Did Not Finish - Run-2 (7)







1	18809	1999	U18		FENELEY William		NOR
---	-------	------	-----	--	-----------------	---	-----

EASTERN REGION SNOWSPORTS ASSOCIATION 2016

Norfolk "Team Evolution" Summer League

Special Slalom - Female & Male

ERSA Summer League - Final Ranking - Points

Rank	Bib.	RegNo	Year	Cat	Rank	Name	Club	Run-1	Run-2	Run-3	Time	Points	Perf
	20	22306	2003	U14		TURNER Alfie		HEM						
	25	17468	1961	MA3		GIBB Jim		CHT						
	41		2004	U14		MARSH Joel		NOR						
	50	14168	1993	SM1		WHEATMAN Max		NOR						
	53		2002	U16		HEYMOZ Daniel		WGC						
	55	20293	1996	U21		CLAYTON Adam		NOR						

Disqualified - Run-2 (2)

	4	21742	1998	U21		SEWELL Logan		NOR						
	6		1996	U21		REEDER James		VIK						

Did Not Start - Run-3 (3)

	4	21742	1998	U21		SEWELL Logan		NOR						
	13	19855	2002	U16		BINGHAM Nicholas		ESX						
	40		1970	MA2		BAUMBACH Michael		VIK						

Did Not Finish - Run-3 (1)

	20	22306	2003	U14		TURNER Alfie		HEM						
--	----	-------	------	-----	--	---------------------	---	-----	--	--	--	--	--	--