

# EASTERN REGION SNOWSPORTS ASSOCIATION 2016

## Welwyn "Team Evolution" Summer League














### Special Slalom - Girls & Boys - Under 12's

#### ERSA Summer League - Final Ranking - Points

WELWYN GARDEN CITY SKI RACE CLUB

Rank	Bib.	RegNo	Year	Cat	Rank	Name	.....	Club	Run-1	Run-2	Run-3	Time	Points	Perf
------	------	-------	------	-----	------	------	-------	------	-------	-------	-------	------	--------	------

#### === ERSa Girls and Ladies ===

1	62	23273	2005	U12	(1)	PARKER Abbie		HEM	* 14.24	17.16	* 14.32	<b>28.56</b>	0.00	- 6.22
2	59		2005	U12	(2)	MANN Madeleine		VIK	* 14.37	15.46	* 14.36	<b>28.73</b>	4.29	+ 6.37
3	61	22938	2006	U12	(3)	HOWESON Olivia		HEM	* 14.60	* 14.63	14.71	<b>29.23</b>	16.89	- 31.00
4	70	23309	2008	U10	(1)	CALDWELL Kitty-Jay		TSN	14.89	* 14.87	* 14.51	<b>29.38</b>	20.67	-
5	66	22670	2006	U12	(4)	HETTERLEY Mollie		CHT	* 14.95	* 14.64	38.98	<b>29.59</b>	25.97	-
6	57		2006	U12	(5)	VENABLES Phoebe		VIK	* 15.24	27.44	* 15.42	<b>30.66</b>	52.94	- 277.33
7	53	22825	2005	U12	(6)	BARTLETT Honor		VIK	* 15.55	* 15.20	15.56	<b>30.75</b>	55.21	+ 66.23
8	56	22930	2006	U12	(7)	BLACKWELL Lucy		TAL	* 15.55	15.86	* 15.56	<b>31.11</b>	64.29	+ 34.96
9	51		2007	U10	(2)	BUSHELL Grace		NOR	* 15.41	16.61	* 16.22	<b>31.63</b>	77.39	- 53.30
10	60	22937	2005	U12	(8)	ALEY Lauren		HEM	* 15.96	* 16.06	16.20	<b>32.02</b>	87.23	- 107.27
11	54	23258	2008	U10	(3)	BUNTON Aimee		HEM	* 15.99	16.48	* 16.04	<b>32.03</b>	87.48	- 34.38
12	68		2005	U12	(9)	MAGUIRE Mia		VIK	* 18.22	* 18.43	18.94	<b>36.65</b>	203.95	-
13	72		2009	U08	(1)	HAWKS Isabel		HEM	19.35	* 18.88	* 18.84	<b>37.72</b>	230.92	-
13	71		2007	U10	(4)	HAWKS Francesca		HEM	* 19.52	19.63	* 18.20	<b>37.72</b>	230.92	-
15	69		2008	U10	(5)	HOWESON Lucy		HEM	* 19.71	23.55	* 18.46	<b>38.17</b>	242.27	-
16	73		2006	U12	(10)	LOUCAIDES Libby		WGC	20.55	* 20.03	* 19.81	<b>39.84</b>	284.37	-
17	58		2009	U08	(2)	HADDEN Amelia		ESX	* 20.51	21.12	* 19.61	<b>40.12</b>	291.43	- 40.34
18	67		2005	U12	(11)	ALSTON Ruby		VIK	* 19.96		* 21.23	<b>41.19</b>	318.40	-
19	64		2008	U10	(6)	SCOTT Megan		HEM	* 21.67	22.14	* 21.90	<b>43.57</b>	378.40	-
20	55		2007	U10	(7)	KING Jessica		VIK	* 34.89		* 20.13	<b>55.02</b>	667.06	+ 387.47

#### Did Not Start - Run-1 (3)

52	20440	2005	U12		STEVENS Cordelia		HEM
63	22861	2005	U12		TWEEDY Petra		VIK
74		2005	U12		LINCOLN Isabel		NOR

#### Disqualified - Run-1 (1)

65	22122	2005	U12		THOMPSON Niamh		TSN
----	-------	------	-----	--	----------------	---	-----

#### Did Not Start - Run-2 (3)

52	20440	2005	U12		STEVENS Cordelia		HEM
63	22861	2005	U12		TWEEDY Petra		VIK
74		2005	U12		LINCOLN Isabel		NOR

#### Did Not Finish - Run-2 (1)

65	22122	2005	U12		THOMPSON Niamh		TSN
----	-------	------	-----	--	----------------	---	-----

## EASTERN REGION SNOWSPORTS ASSOCIATION 2016

## Welwyn "Team Evolution" Summer League

## Special Slalom - Girls &amp; Boys - Under 12's

## ERSA Summer League - Final Ranking - Points

Rank	Bib.	RegNo	Year	Cat	Rank	Name	.....	Club	Run-1	Run-2	Run-3	Time	Points	Perf
------	------	-------	------	-----	------	------	-------	------	-------	-------	-------	------	--------	------

## Disqualified - Run-2 (2)

	55		2007	U10		KING Jessica		VIK						
	67		2005	U12		ALSTON Ruby		VIK						

## Did Not Start - Run-3 (3)

	52	20440	2005	U12		STEVENS Cordelia		HEM						
	63	22861	2005	U12		TWEEDY Petra		VIK						
	74		2005	U12		LINCOLN Isabel		NOR						

## === ERSA Boys and Men ===

1	7	21649	2005	U12	(1)	BUNTON Ryan		HEM	* 12.58	* 12.50	12.71	<b>25.08</b>	0.00	- 2.21
2	10	22087	2005	U12	(2)	PARKER Travis		NOR	13.05	* 12.73	* 12.82	<b>25.55</b>	13.49	+ 4.02
3	9	21604	2005	U12	(3)	OGDEN Alexander		NOR	* 12.82	15.22	* 13.11	<b>25.93</b>	24.40	+ 24.82
4	15	22059	2006	U12	(4)	DADE Jake		NOR	* 12.96	13.37	* 13.12	<b>26.08</b>	28.71	- 4.98
5	3	22026	2005	U12	(5)	LOUTH Oscar		HEM	* 13.38	14.14	* 13.78	<b>27.16</b>	59.71	+ 41.52
6	14		2006	U12	(6)	SMITH Ben		VIK	* 14.02	* 14.38	14.76	<b>28.40</b>	95.31	- 32.20
7	6	23354	2005	U12	(7)	CHAUHAN Rohan		NOR	* 14.14	* 14.40	14.46	<b>28.54</b>	99.33	+ 31.33
8	32		2006	U12	(8)	BROWN Ben		BRO	14.90	* 14.40	* 14.45	<b>28.85</b>	108.23	-
9	1		2007	U10	(1)	MITCHELL Kieran		NOR	23.57	* 14.99	* 14.37	<b>29.36</b>	122.87	- 19.17
10	13		2006	U12	(9)	HADINGHAM Alex		NOR	* 15.01	* 14.99	15.59	<b>30.00</b>	141.24	- 80.72
11	12		2007	U10	(2)	SMITH Bradley		VIK	* 15.00	26.08	* 15.18	<b>30.18</b>	146.41	+ 75.11
12	4		2005	U12	(10)	PAGE-BROWNE Adam		WGC	* 15.01	* 15.26	15.40	<b>30.27</b>	149.00	+ 0.97
13	28		2009	U08	(1)	FABER Ryan		TSN	* 15.17	15.59	* 15.35	<b>30.52</b>	156.17	-
14	11		2008	U10	(3)	KENDLE Noah		WGC	* 15.31	18.12	* 15.56	<b>30.87</b>	166.22	- 84.26
15	31		2008	U10	(4)	PARKER Alfie		HEM		* 16.38	* 15.27	<b>31.65</b>	188.61	-
16	20		2006	U12	(11)	DE FRIEND Kye		ESX	* 15.63	* 16.53	16.72	<b>32.16</b>	203.25	- 211.04
17	8		2007	U10	(5)	ENGLAND Alfie		ESX	* 15.67	17.19	* 16.85	<b>32.52</b>	213.59	+ 57.84
18	5		2005	U12	(12)	PARTLETT-HULSTROM Albie		VIK	* 16.25	* 16.39	16.87	<b>32.64</b>	217.03	- 98.42
19	2		2006	U12	(13)	PHILLIPS Daniel		WGC	* 16.18	* 16.65	40.39	<b>32.83</b>	222.49	- 1.91
20	16		2008	U10	(6)	MINTON-LEE Frankie		WGC	* 16.30	* 16.54	16.60	<b>32.84</b>	222.78	- 101.21
21	34		2007	U10	(7)	VERGANI Alberto		HEM	18.13	* 17.65	* 16.77	<b>34.42</b>	268.13	-
22	35		2005	U12	(14)	THOMAS Jesse		HEM	19.93	* 17.48	* 17.32	<b>34.80</b>	279.04	-
23	29		2007	U10	(8)	SEWELL Bertie		NOR	* 17.45	17.76	* 17.75	<b>35.20</b>	290.53	-
24	25		2005	U12	(15)	WARNE Ben		HEM	18.62	* 18.29	* 17.19	<b>35.48</b>	298.56	-
25	24		2009	U08	(2)	PARKES Johnny		HEM	* 17.75		* 17.77	<b>35.52</b>	299.71	- 447.42
26	27		2007	U10	(9)	MANN Ralph		VIK		* 18.12	* 17.78	<b>35.90</b>	310.62	-
27	22		2006	U12	(16)	SMITH Evan		VIK	* 18.72	19.30	* 18.18	<b>36.90</b>	339.33	- 312.64
28	21		2009	U08	(3)	GRIMES Myles		VIK	* 18.25	* 18.90	20.83	<b>37.15</b>	346.51	- 104.74
29	19		2007	U10	(10)	CHILDS Scott		WGC	20.51	* 18.50	* 19.83	<b>38.33</b>	380.38	- 28.32
30	33	23298	2006	U12	(17)	PARKES Oliver		HEM	* 23.11	* 15.80		<b>38.91</b>	397.03	-
31	17		2007	U10	(11)	WOOD George		VIK		* 18.76	* 20.52	<b>39.28</b>	407.66	+ 80.31
32	30		2008	U10	(12)	CHAUHAN Ruben		NOR	* 19.36	22.33	* 21.48	<b>40.84</b>	452.44	-

## Did Not Start - Run-1 (1)

	23		2008	U10		STEVENS Brook		HEM						
--	----	--	------	-----	--	---------------	---	-----	--	--	--	--	--	--

## Disqualified - Run-1 (5)





	17		2007	U10		WOOD George		VIK						
--	----	--	------	-----	--	-------------	---	-----	--	--	--	--	--	--

**EASTERN REGION SNOWSPORTS ASSOCIATION 2016**


**Welwyn "Team Evolution" Summer League**

**Special Slalom - Girls & Boys - Under 12's**

**ERSA Summer League - Final Ranking - Points**

Rank	Bib.	RegNo	Year	Cat	Rank	Name	.....	Club	Run-1	Run-2	Run-3	Time	Points	Perf
	18		2009	U08		<b>BLACKWELL Jasper</b>		TAL						
	26		2007	U10		<b>GODLEY Benedict</b>		WGC						
	27		2007	U10		<b>MANN Ralph</b>		VIK						
	31		2008	U10		<b>PARKER Alfie</b>		HEM						

**Did Not Start - Run-2 (1)**

	23		2008	U10		<b>STEVENS Brook</b>		HEM						
--	----	--	------	-----	--	----------------------	---	-----	--	--	--	--	--	--

**Disqualified - Run-2 (2)**

	18		2009	U08		<b>BLACKWELL Jasper</b>		TAL						
	24		2009	U08		<b>PARKES Johnny</b>		HEM						

**Did Not Start - Run-3 (1)**

	23		2008	U10		<b>STEVENS Brook</b>		HEM						
--	----	--	------	-----	--	----------------------	---	-----	--	--	--	--	--	--

**Disqualified - Run-3 (2)**

	26		2007	U10		<b>GODLEY Benedict</b>		WGC						
	33	23298	2006	U12		<b>PARKES Oliver</b>		HEM						

# EASTERN REGION SNOWSPORTS ASSOCIATION 2016

## Welwyn "Team Evolution" Summer League

### Special Slalom - Girls & Boys - Under 12's

#### Penalty calculation - Women

WELWYN GARDEN CITY SKI RACE CLUB

Rank	Bib.	RegNo	Name	Year	Cat	.....	Club	Points	Best 5	Race points
<b>Best 10 at finish</b>										
1	62	23273	PARKER Abbie	2005	U12		HEM	17.24	17.24	0.00
2	59		MANN Madeleine	2005	U12		VIK	8.94	8.94	4.29
3	61	22938	HOWESON Olivia	2006	U12		HEM	58.91	58.91	16.89
4	70	23309	CALDWELL Kitty-Jay	2008	U10		TSN	999.99	-	-
5	66	22670	HETTERLEY Mollie	2006	U12		CHT	999.99	-	-
6	57		VENABLES Phoebe	2006	U12		VIK	341.29	-	-
7	53	22825	BARTLETT Honor	2005	U12		VIK	0.00	0.00	55.21
8	56	22930	BLACKWELL Lucy	2006	U12		TAL	40.35	40.35	64.29
9	51		BUSHELL Grace	2007	U10		NOR	141.71	-	-
10	60	22937	ALEY Lauren	2005	U12		HEM	205.52	-	-

#### Best 5 at start

7	53	22825	BARTLETT Honor	2005	U12		VIK	0.00		
2	59		MANN Madeleine	2005	U12		VIK	8.94		
1	62	23273	PARKER Abbie	2005	U12		HEM	17.24		
8	56	22930	BLACKWELL Lucy	2006	U12		TAL	40.35		
3	61	22938	HOWESON Olivia	2006	U12		HEM	58.91		

(DNF: Did Not Finish, DSQ: Disqualified)

#### TOTAL

(B) List points of best 5 at start	125.44	
(A) List points of the best 5 to finish in top 10		125.44
(C) Race points of corresponding competitors		140.68
Calculated penalty (A + B - C) = 110.20 / 10	11.02	
Correction value (Z)	0.00	
Category adder	0.00	
Applied penalty	11.02	

Technical Delegate









# EASTERN REGION SNOWSPORTS ASSOCIATION 2016

## Welwyn "Team Evolution" Summer League





### Special Slalom - Girls & Boys - Under 12's

#### Penalty calculation - Men

WELWYN GARDEN CITY SKI RACE CLUB

Rank	Bib.	RegNo	Name	Year	Cat	.....	Club	Points	Best 5	ace poin
<b>Best 10 at finish</b>										
1	7	21649	BUNTON Ryan	2005	U12		HEM	8.95	8.95	0.00
2	10	22087	PARKER Travis	2005	U12		NOR	16.21	16.21	13.49
3	9	21604	OGDEN Alexander	2005	U12		NOR	6.32	6.32	24.40
4	15	22059	DADE Jake	2006	U12		NOR	40.43	40.43	28.71
5	3	22026	LOUTH Oscar	2005	U12		HEM	24.93	24.93	59.71
6	14		SMITH Ben	2006	U12		VIK	134.25	-	-
7	6	23354	CHAUHAN Rohan	2005	U12		NOR	74.74	-	-
8	32		BROWN Ben	2006	U12		BRO	999.99	-	-
9	1		MITCHELL Kieran	2007	U10		NOR	148.78	-	-
10	13		HADINGHAM Alex	2006	U12		NOR	228.70	-	-

#### Best 5 at start

3	9	21604	OGDEN Alexander	2005	U12		NOR	6.32		
1	7	21649	BUNTON Ryan	2005	U12		HEM	8.95		
2	10	22087	PARKER Travis	2005	U12		NOR	16.21		
5	3	22026	LOUTH Oscar	2005	U12		HEM	24.93		
4	15	22059	DADE Jake	2006	U12		NOR	40.43		

(DNF: Did Not Finish, DSQ: Disqualified)

#### TOTAL

(B) List points of best 5 at start	96.84	
(A) List points of the best 5 to finish in top 10		96.84
(C) Race points of corresponding competitors		126.31
Calculated penalty (A + B - C) = 67.37 / 10	6.74	
Correction value (Z)	0.00	
Category adder	0.00	
Applied penalty	6.74	

Technical Delegate

## EASTERN REGION SNOWSPORTS ASSOCIATION 2016

### Welwyn "Team Evolution" Summer League



#### Special Slalom - Female & Male

#### ERSA Summer League - Final Ranking - Points




WELWYN GARDEN CITY SKI RACE CLUB

Rank	Bib.	RegNo	Year	Cat	Rank	Name	Club	.....	Run-1	Run-2	Run-3	Time	Points	Perf
------	------	-------	------	-----	------	------	------	-------	-------	-------	-------	------	--------	------

#### ==ERSA Girls and Ladies ==

1	72	20337	2001	U16	(1)	SKIPPER Megan	NOR		11.34	* 10.89	* 10.74	<b>21.63</b>	0.00	+ 7.75
2	71	20496	2002	U16	(2)	SCRANAGE-HARRISON Elenor	HEM		11.22	* 10.81	* 11.05	<b>21.86</b>	7.66	+ 17.80
3	66	20339	2000	U18	(1)	BURROUGHS Hannah	NOR		11.83	* 11.41	* 11.16	<b>22.57</b>	31.29	+ 1.03
4	74	22943	1999	U18	(2)	BLYTH Charlotte	HEM		* 11.99	12.00	* 11.76	<b>23.75</b>	70.57	+ 14.09
5	62	22084	2001	U16	(3)	HAWKINS Lily	HEM		12.17	* 11.81	* 12.01	<b>23.82</b>	72.90	- 1.26
6	70	22083	2001	U16	(4)	HAWKINS Danielle	HEM		12.20	* 12.05	* 11.88	<b>23.93</b>	76.56	+ 30.70
7	68	22179	2003	U14	(1)	HOLMES Abby	NOR		12.57	* 12.10	* 11.93	<b>24.03</b>	79.89	- 37.31
8	67		2000	U18	(3)	MANNBY Siobhan	VIK		12.76	* 12.17	* 11.95	<b>24.12</b>	82.88	+ 31.98
9	69	20725	2002	U16	(5)	WARMINGTON Harriet	HEM		* 12.21		* 12.22	<b>24.43</b>	93.20	- 19.03
10	75	22536	2000	U18	(4)	MCLEISH Alice	HEM		12.92	* 12.41	* 12.42	<b>24.83</b>	106.52	+ 43.61
11	98	14159	1970	MA2	(1)	ANDERSON Beverley	VIK		* 12.49	12.53	* 12.42	<b>24.91</b>	109.18	+ 78.11
11	95	22615	2001	U16	(6)	FABER Sophie	TSN		12.82	* 12.57	* 12.34	<b>24.91</b>	109.18	-
13	63	21334	2003	U14	(2)	BOTY Nia	HEM		14.34	* 12.60	* 12.68	<b>25.28</b>	121.50	+ 34.82
14	96		2003	U14	(3)	WARNE Charlotte	HEM		13.30	* 12.66	* 12.85	<b>25.51</b>	129.15	-
15	61	20742	1971	MA2	(2)	SAMPSON Melissa	NOR		13.40	* 13.00	* 12.57	<b>25.57</b>	131.15	+ 65.51
16	64	20767	2000	U18	(5)	WEBSTER Atlanta	NOR		12.94	* 12.94	* 12.84	<b>25.78</b>	138.14	+ 61.92
17	90		2004	U14	(4)	VENABLES Felicity	VIK		13.64	* 13.56	* 13.28	<b>26.84</b>	173.43	-
18	73	19746	2000	U18	(6)	BRADLEY Lydia	HEM		14.79	* 13.87	* 13.38	<b>27.25</b>	187.07	+ 66.39
19	87	22200	2004	U14	(5)	PETERSON Lexie	HEM		* 13.58	14.03	* 13.78	<b>27.36</b>	190.74	-
20	83		2003	U14	(6)	WEST Sophie	VIK		* 14.26	42.10	* 14.00	<b>28.26</b>	220.69	- 105.11
21	80	23091	2002	U16	(7)	GOULD Lauren	HEM		* 14.72	15.52	* 13.92	<b>28.64</b>	233.34	+ 21.10
22	94		2004	U14	(7)	KING Emily	VIK		* 14.93	15.11	* 15.10	<b>30.03</b>	279.61	-
23	93		2000	U18	(7)	OTTER Harriet	VIK		15.64	* 14.73	* 15.49	<b>30.22</b>	285.94	-
24	82		1999	U18	(8)	ELPHICK Alex	ESX			* 15.36	* 15.21	<b>30.57</b>	297.59	+ 13.40
25	92		2004	U14	(8)	JONES Charlotte	TAL		16.15	* 15.40	* 15.88	<b>31.28</b>	321.22	-
26	86		2004	U14	(9)	WOOD Caitlin	VIK		* 16.43	16.51	* 16.11	<b>32.54</b>	363.16	-
27	91	23293	2004	U14	(10)	GOULD Chloe	HEM			* 16.97	* 15.77	<b>32.74</b>	369.82	-
28	85	20678	2003	U14	(11)	CUTHBERT Tia	VIK		17.47	* 16.54	* 16.96	<b>33.50</b>	395.12	- 55.57
29	97		2004	U14	(12)	DE FRIEND Faye	ESX			* 17.66	* 17.13	<b>34.79</b>	438.06	-
30	89		2004	U14	(13)	VICOS Amelia	VIK		* 18.66	19.69	* 18.07	<b>36.73</b>	502.64	-
31	76	21925	2003	U14	(14)	MCLEISH Emily	HEM		* 12.83	12.97	* 25.28	<b>38.11</b>	548.57	+ 410.33

#### Did Not Start - Run-1 (3)

78			2002	U16		BLYTH Helena	HEM							
79		20441	2002	U16		STEVENS Lilyella	HEM							
84			2002	U16		HEYMOZ Louise	WGC							

## EASTERN REGION SNOWSPORTS ASSOCIATION 2016




## Welwyn "Team Evolution" Summer League

## Special Slalom - Female &amp; Male




## ERSA Summer League - Final Ranking - Points

Rank	Bib.	RegNo	Year	Cat	Rank	Name	Club	.....	Run-1	Run-2	Run-3	Time	Points	Perf
------	------	-------	------	-----	------	------	------	-------	-------	-------	-------	------	--------	------




## Did Not Finish - Run-1 (3)

	77		2003	U14		<b>BARDER Katie</b>	HEM							
	81	23069	2002	U16		<b>LANDER Isabelle</b>	HEM							
	82		1999	U18		<b>ELPHICK Alex</b>	ESX							

## Disqualified - Run-1 (5)

	88		2003	U14		<b>NIGHTINGALE Lucy</b>	HEM							
	91	23293	2004	U14		<b>GOULD Chloe</b>	HEM							
	97		2004	U14		<b>DE FRIEND Faye</b>	ESX							
	99		2003	U14		<b>KOMINSKEY Myla</b>	WGC							
	100		2003	U14		<b>COOMBES Olivia</b>	WGC							





## Did Not Start - Run-2 (3)

	78		2002	U16		<b>BLYTH Helena</b>	HEM							
	79	20441	2002	U16		<b>STEVENS Lilyella</b>	HEM							
	84		2002	U16		<b>HEYMOZ Louise</b>	WGC							





## Did Not Finish - Run-2 (1)

	81	23069	2002	U16		<b>LANDER Isabelle</b>	HEM							
--	----	-------	------	-----	--	------------------------	-----	--	--	--	--	--	--	--





## Disqualified - Run-2 (4)

	69	20725	2002	U16		<b>WARMINGTON Harriet</b>	HEM							
	77		2003	U14		<b>BARDER Katie</b>	HEM							
	99		2003	U14		<b>KOMINSKEY Myla</b>	WGC							
	100		2003	U14		<b>COOMBES Olivia</b>	WGC							








## Did Not Start - Run-3 (4)

	78		2002	U16		<b>BLYTH Helena</b>	HEM							
	79	20441	2002	U16		<b>STEVENS Lilyella</b>	HEM							
	81	23069	2002	U16		<b>LANDER Isabelle</b>	HEM							
	84		2002	U16		<b>HEYMOZ Louise</b>	WGC							

## Disqualified - Run-3 (4)

	65	22082	2001	U16		<b>HAWKINS Zara</b>	HEM							
	77		2003	U14		<b>BARDER Katie</b>	HEM							
	88		2003	U14		<b>NIGHTINGALE Lucy</b>	HEM							
	100		2003	U14		<b>COOMBES Olivia</b>	WGC							

## == ERSA Boys and Men ==



































<b>1</b>	15	21742	1998	U21	(1)	<b>SEWELL Logan</b>	NOR		10.19	* 10.05	* 10.04	<b>20.09</b>	0.00	+ 7.80
<b>2</b>	9	20481	2001	U16	(1)	<b>HUDSON Thomas</b>	NOR		10.39	* 10.30	* 10.22	<b>20.52</b>	15.41	- 5.81
<b>3</b>	2	22009	2001	U16	(2)	<b>APPLETON Byron</b>	HEM		10.47	* 10.08	* 10.51	<b>20.59</b>	17.92	- 10.66
<b>4</b>	1	18810	1997	U21	(2)	<b>FENELEY Luke</b>	NOR		10.48	* 10.17	* 10.45	<b>20.62</b>	18.99	+ 35.58
<b>5</b>	8	19713	1997	U21	(3)	<b>BOTY Harry</b>	HEM		10.59	* 10.35	* 10.55	<b>20.90</b>	29.03	+ 3.06
<b>6</b>	5	20884	2003	U14	(1)	<b>THOMPSON Joseph</b>	NOR		* 10.89	10.90	* 10.79	<b>21.68</b>	56.98	- 13.19
<b>7</b>	7	19855	2002	U16	(3)	<b>BINGHAM Nicholas</b>	ESX		11.24	* 10.97	* 11.02	<b>21.99</b>	68.09	- 18.02

## EASTERN REGION SNOWSPORTS ASSOCIATION 2016



## Welwyn "Team Evolution" Summer League

## Special Slalom - Female &amp; Male


## ERSA Summer League - Final Ranking - Points

Rank	Bib.	RegNo	Year	Cat	Rank	Name	Club	.....	Run-1	Run-2	Run-3	Time	Points	Perf
8	4	20748	2003	U14	(2)	DADE Tommy	NOR		11.35 *	10.89 *	11.13	<b>22.02</b>	69.17	+ 1.52
9	18	23185	2000	U18	(1)	STEWART Oliver	NOR		11.26 *	11.18 *	11.09	<b>22.27</b>	78.13	- 35.40
10	14	22164	2001	U16	(4)	LONGSTAFF Michael	WGC		* 11.19		* 11.15	<b>22.34</b>	80.64	+ 18.88
11	13		2000	U18	(2)	THOMPSON Connor	VIK		11.85 *	11.34 *	11.10	<b>22.44</b>	84.22	+ 15.25
12	16	21875	2001	U16	(5)	HADDEN Alex	ESX		11.39 *	11.36 *	11.26	<b>22.62</b>	90.67	- 14.31
13	27		2002	U16	(6)	GOMEZ CLARKE Jamie	NOR		11.91 *	11.39 *	11.53	<b>22.92</b>	101.42	- 58.19
14	38		2000	U18	(3)	LOUCAIDES Edward	WGC		* 11.56		* 11.70	<b>23.26</b>	113.61	- 273.31
15	28	17468	1961	MA3	(1)	GIBB Jim	CHT		* 11.70	11.86 *	11.82	<b>23.52</b>	122.93	- 40.13
16	42	20839	2003	U14	(3)	ROSS Callum	SBR		11.95 *	11.87 *	11.73	<b>23.60</b>	125.79	-
17	11		1998	U21	(4)	LEVENE Harry	VIK		12.13 *	11.79 *	11.87	<b>23.66</b>	127.94	+ 32.63
18	10	13217	1968	MA2	(1)	SHARP Anthony	HEM		11.84 *	11.74 *	11.93	<b>23.67</b>	128.30	+ 31.76
19	3	10596	1963	MA3	(2)	BUNTON Paul	HEM		* 11.87	12.38 *	11.81	<b>23.68</b>	128.66	+ 39.46
20	19		1999	U18	(4)	HEARNEY Christopher	NOR		11.95 *	11.83 *	11.98	<b>23.81</b>	133.32	+ 15.40
21	12	22220	1966	MA2	(2)	HOLMES Peter	NOR		12.25 *	12.15 *	12.05	<b>24.20</b>	147.30	+ 53.69
22	20	22306	2003	U14	(4)	TURNER Alfie	HEM		* 11.80		* 12.41	<b>24.21</b>	147.66	+ 27.28
23	32		2001	U16	(7)	HUGHES Thomas	ESX		* 12.21	12.53 *	12.14	<b>24.35</b>	152.67	- 49.85
24	29	20264	2003	U14	(5)	REIDY Thomas	HEM		12.50 *	11.86 *	12.50	<b>24.36</b>	153.03	- 23.34
25	47		2001	U16	(8)	REYNOLDS Joshua	NOR		12.91 *	12.08 *	12.29	<b>24.37</b>	153.39	- 48.67
26	30	22212	2003	U14	(6)	MCANALLY Ewan	WGC		12.51 *	12.13 *	12.43	<b>24.56</b>	160.20	- 33.82
27	17	18665	1967	MA2	(3)	SYDER Mark	NOR		12.45 *	12.29 *	12.42	<b>24.71</b>	165.57	+ 57.15
28	45		2003	U14	(7)	LOUCAIDES Oliver	WGC		13.13 *	12.62 *	12.57	<b>25.19</b>	182.78	-
29	23		1998	U21	(5)	SYDER James	NOR		13.00 *	12.62 *	12.70	<b>25.32</b>	187.44	+ 41.68
30	26	22138	1987	SM1	(1)	BELLAMY Edward	NOR		13.35 *	12.74 *	12.78	<b>25.52</b>	194.60	+ 35.67
31	35		2003	U14	(8)	HINE Harry	HEM		13.25 *	12.89 *	12.76	<b>25.65</b>	199.26	- 101.24
32	48	10372	1959	MA3	(3)	ANDERSON Christopher	VIK		13.64 *	13.38 *	12.93	<b>26.31</b>	222.92	+ 116.28
33	40	21713	2004	U14	(9)	B EGLIN Thomas	HEM		13.55 *	13.48 *	13.05	<b>26.53</b>	230.80	-
34	33		2002	U16	(9)	HEYMOZ Daniel	WGC			* 13.64 *	13.46	<b>27.10</b>	251.23	+ 44.87
35	50		2003	U14	(10)	WILLIAMS Elliot	WGC			* 13.71 *	13.60	<b>27.31</b>	258.76	+ 10.84
36	24	19696	1996	U21	(6)	CUTHBERT Daryl	VIK		* 13.78	13.96 *	13.60	<b>27.38</b>	261.26	+ 110.32
37	39		2004	U14	(11)	ALI Dylan	VIK		* 13.70	13.80 *	13.86	<b>27.56</b>	267.72	-
38	46		2003	U14	(12)	SEWELL Sebastian	NOR		* 13.94	13.97 *	13.67	<b>27.61</b>	269.51	-
39	25		1966	MA2	(4)	GARRETT Mike	NOR		14.43 *	14.04 *	13.74	<b>27.78</b>	275.60	+ 124.09
40	31	1080	1941	MA3	(4)	SMITH Michael	BAS		14.24 *		* 14.39	<b>28.63</b>	306.06	+ 103.64
41	36		1951	MA3	(5)	COOPER Douglas	NOR		* 15.95	16.31 *	15.85	<b>31.80</b>	419.67	+ 111.06
42	37		1956	MA3	(6)	BRADLEY Stephen	HEM		* 16.24	16.25 *	16.17	<b>32.41</b>	441.53	+ 115.36
43	34		1955	MA3	(7)	DANBURY Mike	WGC		* 14.55	14.63 *	20.54	<b>35.09</b>	537.58	+ 265.08




## Did Not Start - Run-1 (2)

22	22196	2000	U18		WARSOP Rowan	NOR	
43		2004	U14		TWEEDY Ben	VIK	

## Did Not Finish - Run-1 (2)

33		2002	U16		HEYMOZ Daniel	WGC	
50		2003	U14		WILLIAMS Elliot	WGC	

## Disqualified - Run-1 (3)

21	23349	2003	U14		BUSHELL George	NOR	
41		2003	U14		HARRIS Alex	HEM	
44		2002	U16		FREEDMAN Joe	HEM	



## EASTERN REGION SNOWSPORTS ASSOCIATION 2016



Welwyn "Team Evolution" Summer League

Special Slalom - Female &amp; Male




ERSA Summer League - Final Ranking - Points

Rank	Bib.	RegNo	Year	Cat	Rank	Name	Club	.....	Run-1	Run-2	Run-3	Time	Points	Perf
------	------	-------	------	-----	------	------	------	-------	-------	-------	-------	------	--------	------



## Did Not Start - Run-2 (2)

	22	22196	2000	U18		<b>WARSOP Rowan</b>	NOR							
	43		2004	U14		<b>TWEEDY Ben</b>	VIK							

## Did Not Finish - Run-2 (3)

	21	23349	2003	U14		<b>BUSHELL George</b>	NOR							
	31	1080	1941	MA3		<b>SMITH Michael</b>	BAS							
	38		2000	U18		<b>LOUCAIDES Edward</b>	WGC							




## Disqualified - Run-2 (2)

	14	22164	2001	U16		<b>LONGSTAFF Michael</b>	WGC							
	20	22306	2003	U14		<b>TURNER Alfie</b>	HEM							

## Did Not Start - Run-3 (3)

	22	22196	2000	U18		<b>WARSOP Rowan</b>	NOR							
	43		2004	U14		<b>TWEEDY Ben</b>	VIK							
	49		1960	MA3		<b>CAMPBELL Stephen</b>	WGC							

## Disqualified - Run-3 (3)

	6	22166	1999	U18		<b>HOLMES Thomas</b>	NOR							
	41		2003	U14		<b>HARRIS Alex</b>	HEM							
	44		2002	U16		<b>FREEDMAN Joe</b>	HEM							

# EASTERN REGION SNOWSPORTS ASSOCIATION 2016

## Welwyn "Team Evolution" Summer League






### Special Slalom - Female & Male

#### Penalty calculation - Women

WELWYN GARDEN CITY SKI RACE CLUB

Rank	Bib.	RegNo	Name	Year	Cat	.....	Club	Points	Best 5	Race points
<b>Best 10 at finish</b>										
1	72	20337	SKIPPER Megan	2001	U16		NOR	18.39	18.39	0.00
2	71	20496	SCRANAGE-HARRISON Elenor	2002	U16		HEM	16.00	16.00	7.66
3	66	20339	BURROUGHS Hannah	2000	U18		NOR	56.40	56.40	31.29
4	74	22943	BLYTH Charlotte	1999	U18		HEM	82.62	-	-
5	62	22084	HAWKINS Lily	2001	U16		HEM	100.30	-	-
6	70	22083	HAWKINS Danielle	2001	U16		HEM	72.00	72.00	76.56
7	68	22179	HOLMES Abby	2003	U14		NOR	143.34	-	-
8	67		MANNBY Siobhan	2000	U18		VIK	77.04	77.04	82.88
9	69	20725	WARMINGTON Harriet	2002	U16		HEM	138.37	-	-
10	75	22536	MCLEISH Alice	2000	U18		HEM	89.05	-	-

#### Best 5 at start

2	71	20496	SCRANAGE-HARRISON Elenor	2002	U16		HEM	16.00		
1	72	20337	SKIPPER Megan	2001	U16		NOR	18.39		
3	66	20339	BURROUGHS Hannah	2000	U18		NOR	56.40		
11	98	14159	ANDERSON Beverley	1970	MA2		VIK	57.21		
6	70	22083	HAWKINS Danielle	2001	U16		HEM	72.00		

(DNF: Did Not Finish, DSQ: Disqualified)

#### TOTAL

(B) List points of best 5 at start	220.00	
(A) List points of the best 5 to finish in top 10		239.83
(C) Race points of corresponding competitors		198.39
Calculated penalty (A + B - C) = 261.44 / 10	26.14	
Correction value (Z)	0.00	
Category adder	0.00	
Applied penalty	26.14	

Technical Delegate

# EASTERN REGION SNOWSPORTS ASSOCIATION 2016

## Welwyn "Team Evolution" Summer League

### Special Slalom - Female & Male

#### Penalty calculation - Men

WELWYN GARDEN CITY SKI RACE CLUB

Rank	Bib.	RegNo	Name	Year	Cat	.....	Club	Points	Best 5	Race points
<b>Best 10 at finish</b>										
1	15	21742	SEWELL Logan	1998	U21		NOR	13.95	13.95	0.00
2	9	20481	HUDSON Thomas	2001	U16		NOR	42.97	42.97	15.41
3	2	22009	APPLETON Byron	2001	U16		HEM	50.33	50.33	17.92
4	1	18810	FENELEY Luke	1997	U21		NOR	5.16	5.16	18.99
5	8	19713	BOTY Harry	1997	U21		HEM	47.72	47.72	29.03
6	5	20884	THOMPSON Joseph	2003	U14		NOR	91.92	-	-
7	7	19855	BINGHAM Nicholas	2002	U16		ESX	107.86	-	-
8	4	20748	DADE Tommy	2003	U14		NOR	89.40	-	-
9	18	23185	STEWARD Oliver	2000	U18		NOR	135.28	-	-
10	14	22164	LONGSTAFF Michael	2001	U16		WGC	83.51	-	-

#### Best 5 at start

4	1	18810	FENELEY Luke	1997	U21		NOR	5.16		
1	15	21742	SEWELL Logan	1998	U21		NOR	13.95		
DSQ	6	22166	HOLMES Thomas	1999	U18		NOR	28.94		
2	9	20481	HUDSON Thomas	2001	U16		NOR	42.97		
5	8	19713	BOTY Harry	1997	U21		HEM	47.72		

(DNF: Did Not Finish, DSQ: Disqualified)

#### TOTAL

(B) List points of best 5 at start	138.74	
(A) List points of the best 5 to finish in top 10		160.13
(C) Race points of corresponding competitors		81.35
Calculated penalty (A + B - C) = 217.52 / 10	21.75	
Correction value (Z)	0.00	
Category adder	0.00	
Applied penalty	21.75	

Technical Delegate