

ERSA Schools Championship Event 2016










Supported by Snowsport England

Special Slalom

=== SENIORS ===

Final Results - Competition





Bib.	Yr	Cat	Rank	Name	School	====	Run 1	Run 2
1 - Norwich Sch.					Total time: 1:25.22			
135	13	U19	2	LUCK Ben	Norwich Sch.		13.13	13.59
132	10	U16	9	WARSOP Rowan	Norwich Sch.			13.87
103	10	U16	17	LUCK Jemma	Norwich Sch.		14.39	14.28
134	11	U19	22	WALES Joseph	Norwich Sch.			14.43
133	13	U19	46	STEELE Rory	Norwich Sch.		15.96	15.44
102	10	U16	55	COLLEN Grace	Norwich Sch.		16.16	15.72
104	7	U14	89	COLLEN Hamish	Norwich Sch.		18.23	17.98
65	8	U14	91	KOHLER Josh	Norwich Sch.		18.50	18.21
67	8	U14	120	BARKER Amy	Norwich Sch.		21.99	
66	8	U14	127	WARSOP Jasmine	Norwich Sch.		23.74	
2 - Berkhamsted					Total time: 1:25.57		Gap: + 0.35	
70	9	U16	11	SCRANAGE-HARRISON Eleanor	Berkhamsted		14.50	14.01
125	11	U19	12	NEWTON William	Berkhamsted		14.02	14.57
124	12	U19	16	PARSEY James	Berkhamsted		14.25	14.22
127	9	U16	30	ROUTLEDGE Sebastian	Berkhamsted		14.68	15.48
126	8	U14	34	NEWTON Charlie	Berkhamsted		15.38	14.93
69	8	U14	82	WARNE Charlotte	Berkhamsted		17.45	17.65
68	7	U14	124	LAWMAN Alex	Berkhamsted		23.50	23.21
3 - Ipswich High Sch.					Total time: 1:26.93		Gap: + 1.71	
113	13	U19	6	DURANT Ella	Ipswich High Sch.		13.80	13.82
114	12	U19	24	DURANT Antonia	Ipswich High Sch.		14.54	14.66
115	11	U19	32	MCCABE-ABEL Scarlett	Ipswich High Sch.		14.75	15.40
74	8	U14	42	ELLIFF Alexa	Ipswich High Sch.		15.82	15.36
31	8	U14	45	SHELLEY Annie	Ipswich High Sch.		15.93	15.40
71	9	U16	53	LAVENE Grace	Ipswich High Sch.		16.40	15.66
72	9	U16	72	SHELLEY Madeline	Ipswich High Sch.		17.29	16.72
73	9	U16	109	WHYTOCK Josephine	Ipswich High Sch.		20.83	20.20
33	7	U14	134	RANKIN Mia	Ipswich High Sch.		27.10	25.24
32	7	U14		RANKIN Grace	Ipswich High Sch.			
4 - New Hall Sch.					Total time: 1:28.43		Gap: + 3.21	
99	9	U16	18	MARTIN Joe	New Hall Sch.		15.26	14.32
100	9	U16	21	MARTIN Alex	New Hall Sch.		14.69	14.40
37	8	U14	26	LANDER Isabelle	New Hall Sch.		15.22	14.61
98	10	U16	37	MCLEISH Alice	New Hall Sch.		15.19	15.16
101	9	U16	39	HARDING Luke	New Hall Sch.		16.28	15.26

Bib.	Yr	Cat	Rank	Name	School	====	Run 1	Run 2
140	11	U19	40	COWEN Nicholas	New Hall Sch.		15.85	15.29
39	8	U14	56	MCLEISH Emily	New Hall Sch.		16.10	15.77
40	7	U14	61	MARTIN Allegra	New Hall Sch.		16.94	16.08
141	11	U19	62	PARRY Meryn	New Hall Sch.		17.35	16.10
142	9	U16	69	GOULD Lauren	New Hall Sch.		16.99	16.43
38	7	U14	71	HUGHES Sophie	New Hall Sch.			16.56
43	7	U14	81	MACKLEY Alexia	New Hall Sch.			17.37
41	8	U14	101	SPRIGGS Harriette	New Hall Sch.			19.62
42	7	U14		STUBBINGS Henrietta	New Hall Sch.			


5 - Woodbridge Sch.**Total time: 1:29.98****Gap: + 4.76**

143	12	U19	10	GRAINGER Chris	Woodbridge Sch.		13.89	13.95
95	8	U14	36	BARTLETT Arthur	Woodbridge Sch.		16.26	15.14
146	11	U19	43	BYE Matt	Woodbridge Sch.		15.37	15.37
83	9	U16	66	BYE Katherine	Woodbridge Sch.		16.84	16.25
145	12	U19	68	BAUMNACH Jasmine	Woodbridge Sch.		16.41	16.31
84	8	U14	76	TURNER Beth	Woodbridge Sch.		17.32	16.92
144	12	U19	77	TURNER Lucy-May	Woodbridge Sch.		16.95	17.12
138	8	U14	85	NICHOLSON Harry	Woodbridge Sch.		17.75	17.63
94	10	U16	90	HARPER Ben	Woodbridge Sch.		19.25	18.18
85	8	U14	93	BOWERS Charlotte	Woodbridge Sch.		19.87	18.58
139	7	U14	97	SIMPSON Freddy	Woodbridge Sch.		19.53	19.23
136	11	U19	100	NEWMAN Sam	Woodbridge Sch.		20.16	19.54
137	7	U14	102	HARPER Tom	Woodbridge Sch.		20.35	19.71
151	8	U14	104	RALPH Josh	Woodbridge Sch.		19.91	28.80
80	8	U14	104	HARPER Sophie	Woodbridge Sch.		20.73	19.91
59	8	U14	123	GLENDINING Alfie	Woodbridge Sch.		22.89	22.65
60	8	U14	126	OATES Ben	Woodbridge Sch.			23.54
82	8	U14	128	BELL Phoebe	Woodbridge Sch.		25.63	23.85
61	8	U14	136	TOUBASSEY Saif	Woodbridge Sch.		26.85	1:01.63
79	9	U16	137	NYBERG Freya	Woodbridge Sch.			28.81
96	8	U14	138	TETLEY Charles	Woodbridge Sch.		53.23	
81	8	U14		JERSTICE Hope	Woodbridge Sch.			
97	8	U14		BENOIST-WILSON Tom	Woodbridge Sch.			












6 - Notre Dame High Sch.**Total time: 1:30.24****Gap: + 5.02**

105	8	U14	28	BUSHELL George	Notre Dame High Sch.		14.62	14.67
107	9	U16	31	GOMEZ-CLARKE Jamie	Notre Dame High Sch.		14.74	14.83
106	8	U14	47	HOLMES Abby	Notre Dame High Sch.		15.46	15.92
108	8	U14	121	POUNDALL Anya	Notre Dame High Sch.		22.32	22.26

7 - St Albans Sch.**Total time: 1:31.35****Gap: + 6.13**

86	10	U16	23	MILLER Madoc	St Albans Sch.		15.40	14.48
89	10	U16	26	FROST Sam	St Albans Sch.		15.19	14.61
87	10	U16	49	RHYDDERCH Louis	St Albans Sch.		16.56	15.53
90	9	U16	53	RYAN Stratford	St Albans Sch.		16.14	15.66
88	10	U16	63	LOUCAIDES Ed	St Albans Sch.		16.16	
91	9	U16		HOOLE Matt	St Albans Sch.			
92	9	U16		CRIDLAND Jacob	St Albans Sch.			

Bib.	Yr	Cat	Rank	Name	School	====	Run 1	Run 2
93	9	U16		BRUNO Lucas	St Albans Sch.			
8 - Abbot's Hill					Total time: 1:32.13		Gap: + 6.91	
109	11	U19	25	DEAN Emily	Abbot's Hill		15.31	14.56
112	11	U19	33	GARMENT Hattie	Abbot's Hill		15.20	14.91
111	11	U19	52	SHREEVES Anna	Abbot's Hill		16.90	15.65
110	11	U19	70	RUSSELL Rebecca	Abbot's Hill		16.50	16.61
25	8	U14	78	WILSON Alexa	Abbot's Hill		17.24	17.05
24	8	U14	79	PRICE-JAMES Ina	Abbot's Hill			17.24
23	8	U14	106	NIGHTINGALE Lucy	Abbot's Hill			20.06
27	7	U14	114	PINNELL-BROWN Alexandra	Abbot's Hill			20.67
28	7	U14	129	BROWN Emeline	Abbot's Hill		25.43	23.98
30	7	U14	131	WALKER Millie	Abbot's Hill		24.46	24.30
29	7	U14	135	TWEEDIE Daisy	Abbot's Hill			26.18
26	8	U14		SMITH Isabella	Abbot's Hill			
9 - Colchester Royal Grammar					Total time: 1:34.08		Gap: + 8.86	
131	10	U16	14	MCCABE-ABEL Maximus	Colchester Royal Grammar		14.08	14.59
128	11	U19	43	THOMAS Freddie	Colchester Royal Grammar		15.37	16.08
129	9	U16	74	THOMAS Bertie	Colchester Royal Grammar		16.81	17.15
130	8	U14	117	HOLMES Dom	Colchester Royal Grammar		22.37	21.20
10 - Aldwickbury					Total time: 1:34.83		Gap: + 9.61	
49	8	U14	48	RHYDDERCH Freddie	Aldwickbury		15.49	15.56
48	8	U14	51	WILLIS Fraser	Aldwickbury		15.64	15.90
52	8	U14	59	LOUCAIDES Ollie	Aldwickbury		16.04	16.91
53	7	U14	60	DAWES Jonty	Aldwickbury			16.05
51	7	U14	64	HINE Harry	Aldwickbury		16.18	16.84
50	8	U14	65	HARRIS Alex	Aldwickbury		16.52	16.20
54	8	U14	80	PENDELL Adam	Aldwickbury		17.34	18.27
55	7	U14	86	CREE Alistair	Aldwickbury		33.05	17.68
11 - Ipswich Sch.					Total time: 1:38.04		Gap: + 12.82	
56	7	U14	38	TWEEDY Ben	Ipswich Sch.		15.23	15.99
35	7	U14	57	VENABLES Felicity	Ipswich Sch.		16.79	15.87
118	11	U19	75	MENZIES Orla	Ipswich Sch.		16.90	17.26
11	12	U19	92	RUDHER Tomasz	Ipswich Sch.		18.48	
58	8	U14	98	CASKIE Euan	Ipswich Sch.			19.25
117	12	U19	99	PHILPOT Lucy	Ipswich Sch.		20.18	19.43
116	12	U19	103	EVERS Zoe	Ipswich Sch.		20.35	19.81
64	8	U14	112	HOWE Becky	Ipswich Sch.		22.07	20.57
34	7	U14	115	WOOD Caitlin	Ipswich Sch.		22.06	20.78
63	7	U14	119	ATKINSON Marc	Ipswich Sch.		23.50	21.77
57	7	U14	122	QUINN James	Ipswich Sch.		22.27	22.48
62	7	U14	125	MARSH Josh	Ipswich Sch.		33.80	23.27
36	7	U14	132	SMITH Lottie	Ipswich Sch.		24.44	50.06
119	12	U19		BLAKE Jess	Ipswich Sch.			
12 - St Albans Girls Sch.					Total time: 1:41.24		Gap: + 16.02	
120	12	U19	29	BLYTH Charlotte	St Albans Girls Sch.		14.67	15.33

Bib.	Yr	Cat	Rank	Name	School	=====	Run 1	Run 2
121	8	U14	50	BARDER Katie	St Albans Girls Sch.		15.61	16.05
122	10	U16	96	COLLINS Esme	St Albans Girls Sch.		19.18	
123	10	U16	111	BOWKER-HOWELL Fraya	St Albans Girls Sch.		20.37	20.40
13 - St Albans High - Girls					Total time: 1:41.78		Gap: + 16.56	
78	9	U16	41	WARMINGTON Harriet	St Albans High - Girls		15.34	15.38
47	7	U14	84	MCCABE Millie	St Albans High - Girls		17.77	17.62
77	10	U16	87	CAMPBELL Ellen	St Albans High - Girls		17.79	17.88
44	8	U14	88	MAWSON Carys	St Albans High - Girls		17.88	18.27
45	8	U14	94	FROST Katie	St Albans High - Girls		18.60	
75	10	U16	95	WILLIS Annie	St Albans High - Girls		19.12	18.68
46	7	U14	116	RYAN Mathilda	St Albans High - Girls		20.91	21.03
76	8	U14	130	KAUL Tara	St Albans High - Girls		24.80	24.22