

EASTERN REGION SNOWSPORTS ASSOCIATION 2015

Norfolk "Team Evolution" Summer League

Special Slalom - Girls & Boys - Under 12's

ERSA Summer League - Final Ranking



Rank	Bib.	RegNo	Year	Cat	Rank	Name	Club	Run-1	Run-2	Run-3	Time
------	------	-------	------	-----	------	------	-------	------	-------	-------	-------	------

++ Under 08 - Girls ++

1	161		2010	U08	(1)	SINCLAIR Eve		VIK	30.83 *	30.61 *	30.58	1:01.19
---	-----	--	------	-----	-----	--------------	--	-----	---------	---------	-------	---------

++ Under 08 - Boys ++

1	146		2008	U08	(1)	MINTON-LEE Frankie		WGC	23.03 *	22.77 *	22.78	45.55
2	151		2008	U08	(2)	LAWRENCE Harvey		VIK	31.59 *	29.83 *	27.64	57.47










Disqualified - Run-1 (1)

	147		2009	U08		BLACKWELL Jasper		TAL		* 25.83		
--	-----	--	------	-----	--	------------------	--	-----	--	---------	--	--

Disqualified - Run-3 (1)

	147		2009	U08		BLACKWELL Jasper		TAL		* 25.83		
--	-----	--	------	-----	--	------------------	--	-----	--	---------	--	--

++ Under 10 - Girls ++

1	169		2007	U10	(1)	TUTT Holly		HEM	18.82 *	18.20 *	18.24	36.44
2	163		2006	U10	(2)	BLACKWELL Lucy		TAL	* 18.48	18.59 *	18.05	36.53
3	172		2006	U10	(3)	HOOK Ciel		NOR	* 20.42	20.42 *	19.61	40.03
4	173		2007	U10	(4)	COZENS Zoe		NOR	22.17 *	22.11 *	21.58	43.69
5	179		2006	U10	(5)	VENABLES Phoebe		VIK	* 22.82	23.07 *	21.73	44.55
6	174		2006	U10	(6)	SMITH Rosie		NOR	23.11 *	22.90 *	22.36	45.26
7	177		2006	U10	(7)	BARDETTI Giulietta		HEM	* 23.94	24.17 *	23.31	47.25
8	176		2007	U10	(8)	LAWRENCE Georgia		VIK	* 25.67		24.52	50.19
9	181		2007	U10	(9)	LAST Isabelle		NOR	* 25.17 *	25.45	25.95	50.62

Disqualified - Run-2 (2)

	167		2007	U10		KING Jessica		VIK	* 24.76			
	176		2007	U10		LAWRENCE Georgia		VIK	* 25.67		24.52	

Disqualified - Run-3 (1)













	167		2007	U10		KING Jessica		VIK	* 24.76			
--	-----	--	------	-----	--	--------------	--	-----	---------	--	--	--

EASTERN REGION SNOWSPORTS ASSOCIATION 2015

Norfolk "Team Evolution" Summer League

Special Slalom - Girls & Boys - Under 12's

ERSA Summer League - Final Ranking

Rank	Bib.	RegNo	Year	Cat	Rank	Name	Club	Run-1	Run-2	Run-3	Time
++ Under 10 - Boys ++												
1	139	22059	2006	U10	(1)	DADE Jake		NOR	16.35	* 16.18	* 16.12	32.30
2	145		2006	U10	(2)	SINCLAIR Laurence		VIK	16.76	* 16.70	* 16.56	33.26
3	142	22159	2006	U10	(3)	SMITH Ben		VIK	* 17.41	17.65	* 17.30	34.71
4	143		2007	U10	(4)	SMITH Bradley		VIK	17.65	* 17.52	* 17.24	34.76
5	134		2007	U10	(5)	MITCHELL Kieran		NOR	18.32	* 18.18	* 18.18	36.36
6	155		2007	U10	(6)	ENGLAND Alfie		ESX	20.62	* 19.58	* 18.45	38.03
7	153		2006	U10	(7)	HADINGHAM Alex		NOR	* 20.02	* 19.53	20.45	39.55
8	150		2007	U10	(8)	FRANCIS Jude		VIK	22.06	* 21.43	* 21.69	43.12
9	158		2006	U10	(9)	PHILLIPS Daniel		WGC	* 22.34	* 22.33		44.67
10	157		2006	U10	(10)	CROSS Keanan		NOR	* 22.43	* 22.65	23.09	45.08
11	152		2006	U10	(11)	SMITH Evan		VIK	* 26.48	26.71	* 25.77	52.25
12	159		2007	U10	(12)	CHILDS Scott		WGC	* 26.88	27.25	* 26.51	53.39









Did Not Finish - Run-1 (1)

148		2006	U10		COZENS Samual		NOR		* 19.79			
-----	--	------	-----	--	---------------	--	-----	--	---------	--	--	--



Disqualified - Run-3 (2)

148		2006	U10		COZENS Samual		NOR		* 19.79			
158		2006	U10		PHILLIPS Daniel		WGC	* 22.34	* 22.33			



++ Under 12 - Girls ++

1	171		2005	U12	(1)	MANN Madeleine		VIK	17.54	* 17.17	* 17.05	34.22
2	165		2005	U12	(2)	TWEEDY Petra		VIK	* 17.64	18.02	* 17.61	35.25
3	170		2004	U12	(3)	KING Emily		VIK	* 18.64	18.88	* 18.81	37.45
4	162		2005	U12	(4)	ARLOTT Holly		HEM	* 19.67	* 18.94	19.98	38.61
5	180		2004	U12	(5)	SMITH Flori		NOR	20.45	* 19.69	* 19.94	39.63
6	178		2004	U12	(6)	VENABLES Felicity		VIK	* 20.54		* 20.75	41.29
7	166		2005	U12	(7)	ALEY Lauren		HEM	22.66	* 21.82	* 21.31	43.13
8	175		2005	U12	(8)	SAUNDERS Mackenzi		VIK	* 24.73	25.57	* 24.37	49.10

Did Not Start - Run-1 (2)

164		2005	U12		BARTLETT Honor		VIK					
168		2004	U12		BARDETTI Romana		HEM					



Did Not Start - Run-2 (2)

164		2005	U12		BARTLETT Honor		VIK					
168		2004	U12		BARDETTI Romana		HEM					

Did Not Finish - Run-2 (1)

178		2004	U12		VENABLES Felicity		VIK	* 20.54		* 20.75		
-----	--	------	-----	--	-------------------	--	-----	---------	--	---------	--	--

Did Not Start - Run-3 (2)













164		2005	U12		BARTLETT Honor		VIK					
168		2004	U12		BARDETTI Romana		HEM					

EASTERN REGION SNOWSPORTS ASSOCIATION 2015

Norfolk "Team Evolution" Summer League

Special Slalom - Girls & Boys - Under 12's

ERSA Summer League - Final Ranking

Rank	Bib.	RegNo	Year	Cat	Rank	Name	Club	Run-1	Run-2	Run-3	Time
++ Under 12 - Boys ++												
1	132	21604	2005	U12	(1)	OGDEN Alexander		NOR	15.67	* 15.36	* 15.44	30.80
2	138	22087	2005	U12	(2)	PARKER Travis		NOR	16.87	* 16.68	* 16.40	33.08
3	137		2004	U12	(3)	SINCLAIR Charles		VIK		* 16.77	* 16.53	33.30
4	135	22026	2005	U12	(4)	LOUTH Oscar		HEM		* 16.98	* 16.43	33.41
5	156		2005	U12	(5)	CHAUHAN Rohan		NOR	* 16.92	17.67	* 16.67	33.59
6	133		2005	U12	(6)	WALES Jonathan		NOR	* 17.64	17.99	* 16.94	34.58
7	149		2004	U12	(7)	COLLEN Hamish		NOR	* 18.74	* 18.24		36.98
8	141		2005	U12	(8)	PAGE-BROWNE Adam		WGC	* 19.80	20.17	* 19.91	39.71
9	140		2005	U12	(9)	SHELLY Jack		VIK	* 20.79	* 20.17	21.10	40.96
10	154		2005	U12	(10)	THOMSON Kai		VIK	20.63	* 20.51	* 20.57	41.08
11	144		2004	U12	(11)	HUTCHINSON Max		VIK	* 21.40	* 21.12	24.15	42.52
12	136		2005	U12	(12)	PARTLETT-HULSTROM Albie		VIK	22.46	* 21.64	* 21.33	42.97

Did Not Start - Run-1 (1)

131		2004	U12		ALI Dylan		VIK					
-----	--	------	-----	--	-----------	--	-----	--	--	--	--	--

Did Not Finish - Run-1 (1)

135	22026	2005	U12		LOUTH Oscar		HEM		* 16.98	* 16.43		
-----	-------	------	-----	--	-------------	---	-----	--	---------	---------	--	--

Disqualified - Run-1 (1)

137		2004	U12		SINCLAIR Charles		VIK		* 16.77	* 16.53		
-----	--	------	-----	--	------------------	--	-----	--	---------	---------	--	--

Did Not Start - Run-2 (1)

131		2004	U12		ALI Dylan		VIK					
-----	--	------	-----	--	-----------	--	-----	--	--	--	--	--

Did Not Start - Run-3 (1)

131		2004	U12		ALI Dylan		VIK					
-----	--	------	-----	--	-----------	--	-----	--	--	--	--	--

Did Not Finish - Run-3 (1)

149		2004	U12		COLLEN Hamish		NOR	* 18.74	* 18.24			
-----	--	------	-----	--	---------------	--	-----	---------	---------	--	--	--

EASTERN REGION SNOWSPORTS ASSOCIATION 2015

Norfolk "Team Evolution" Summer League













Special Slalom - Female & Male

ERSA Summer League - Final Ranking




Rank	Bib.	RegNo	Year	Cat	Rank	Name	Club	Run-1	Run-2	Run-3	Time
------	------	-------	------	-----	------	------	-------	------	-------	-------	-------	------

++ Under 14 - Girls ++

1	104	22179	2003	U14	(1)	HOLMES Abby		NOR	* 16.82	17.16	* 17.32	34.14
2	120	21017	2003	U14	(2)	ELLIFF Alexa		VIK	* 18.03	18.07	* 18.29	36.32
3	115		2003	U14	(3)	THOMSON Olya		VIK	17.96	* 17.77	* 18.64	36.41
4	106	22515	2003	U14	(4)	SHELLEY Annie		VIK	18.35	* 18.28	* 18.17	36.45
5	118		2003	U14	(5)	FRANCIS Mia		VIK	18.60	* 18.48	* 18.23	36.71
6	105		2002	U14	(6)	SHELLEY Madeline		VIK	* 18.73		* 18.79	37.52
7	107		2002	U14	(7)	TURNER Beth		VIK	19.59	* 18.78	* 19.04	37.82
8	122	21925	2003	U14	(8)	MCLEISH Emily		ESX	* 19.18	19.31	* 18.95	38.13
9	117		2002	U14	(9)	GOMEZ CLARKE Anna		NOR	* 20.01	20.23	* 20.47	40.48
10	123		2003	U14	(10)	CROSS Eirinn		NOR	22.37	* 21.89	* 21.83	43.72
11	109		2002	U14	(11)	BARDETTI Sienna		HEM	23.52	* 22.60	* 24.92	47.52
12	112		2003	U14	(12)	CUTHBERT Tia		VIK	* 24.90	24.97	* 24.89	49.79

Did Not Start - Run-1 (3)

94		2002	U14		BARNARD Xynia		NOR
119		2002	U14		HAWES Isobel		NOR
121		2003	U14		GROSE Elise		NOR

Did Not Start - Run-2 (3)

94		2002	U14		BARNARD Xynia		NOR
119		2002	U14		HAWES Isobel		NOR
121		2003	U14		GROSE Elise		NOR

Did Not Finish - Run-2 (1)

105		2002	U14		SHELLEY Madeline		VIK	* 18.73		* 18.79
-----	--	------	-----	--	------------------	--	-----	---------	--	---------

Disqualified - Run-2 (1)

111		2003	U14		FARROW Ellie		HEM	* 21.61
-----	--	------	-----	--	--------------	--	-----	---------

Did Not Start - Run-3 (3)

94		2002	U14		BARNARD Xynia		NOR
119		2002	U14		HAWES Isobel		NOR
121		2003	U14		GROSE Elise		NOR

Disqualified - Run-3 (1)














111		2003	U14		FARROW Ellie		HEM	* 21.61
-----	--	------	-----	--	--------------	--	-----	---------

EASTERN REGION SNOWSPORTS ASSOCIATION 2015

Norfolk "Team Evolution" Summer League

Special Slalom - Female & Male

ERSA Summer League - Final Ranking

Rank	Bib.	RegNo	Year	Cat	Rank	Name	Club	Run-1	Run-2	Run-3	Time
++ Under 14 - Boys ++												
1	29	20884	2003	U14	(1)	THOMPSON Joseph		NOR	* 14.46	14.58	* 14.66	29.12
2	46		2002	U14	(2)	UPRIGHT Sam		NOR		* 16.06	* 16.03	32.09
3	49		2003	U14	(3)	BUSHELL George		NOR	* 16.39	16.57	* 16.54	32.93
4	51		2002	U14	(4)	GOMEZ CLARKE Jamie		NOR	* 16.24	16.56	* 16.86	33.10
5	65	21491	2003	U14	(5)	FISHER Harvey		NOR	* 17.01		* 17.04	34.05
6	54	22212	2003	U14	(6)	MCANALLY Ewan		WGC	* 17.34	17.59	* 17.23	34.57
7	50		2002	U14	(7)	ROUTLEDGE Sebastian		WGC	* 17.32	17.37	* 17.33	34.65
8	57		2002	U14	(8)	HARDING Luke		ESX	17.65	* 17.52	* 17.47	34.99
9	56		2002	U14	(9)	HIGGINS James		NOR	* 17.18	17.49	* 17.93	35.11
10	58		2002	U14	(10)	HEYMOZ Daniel		WGC	17.94	* 17.93	* 17.33	35.26
11	67		2003	U14	(11)	BARTLETT Arthur		VIK	* 17.41	17.67	* 17.97	35.38
12	75		2002	U14	(12)	YIASIMI Pan		NOR	* 18.48	18.52	* 18.49	36.97
13	64		2003	U14	(13)	SADLER Alfie		NOR	* 18.89	19.42	* 18.99	37.88

Did Not Start - Run-1 (1)

55		2003	U14			WILLIAMS Elliot		WGC				
----	--	------	-----	--	--	-----------------	--	-----	--	--	--	--

Did Not Finish - Run-1 (1)

48		22306	2003	U14		TURNER Alfie		HEM		* 19.90		
----	--	-------	------	-----	--	--------------	--	-----	--	---------	--	--

Disqualified - Run-1 (1)

46		2002	U14			UPRIGHT Sam		NOR		* 16.06	* 16.03	
----	--	------	-----	--	--	-------------	--	-----	--	---------	---------	--

Did Not Start - Run-2 (1)

55		2003	U14			WILLIAMS Elliot		WGC				
----	--	------	-----	--	--	-----------------	--	-----	--	--	--	--

Did Not Finish - Run-2 (1)

65		21491	2003	U14		FISHER Harvey		NOR	* 17.01		* 17.04	
----	--	-------	------	-----	--	---------------	--	-----	---------	--	---------	--









Did Not Start - Run-3 (1)

55		2003	U14			WILLIAMS Elliot		WGC				
----	--	------	-----	--	--	-----------------	--	-----	--	--	--	--

Disqualified - Run-3 (1)

48		22306	2003	U14		TURNER Alfie		HEM		* 19.90		
----	--	-------	------	-----	--	--------------	--	-----	--	---------	--	--

++ Under 16 - Girls ++




1	90	20339	2000	U16	(1)	BURROUGHS Hannah		NOR	* 15.17		* 15.15	30.32
2	88	20337	2001	U16	(2)	SKIPPER Megan		NOR	15.32	* 15.04	* 15.39	30.43
3	125		2001	U16	(3)	LUCK Jemma		NOR	16.82	* 15.81	* 16.24	32.05
4	98	20767	2000	U16	(4)	WEBSTER Atlanta		NOR	* 16.23	16.51	* 16.36	32.59
5	93		2001	U16	(5)	LEVENE Grace		VIK	17.84	* 16.86	* 16.45	33.31
6	91	22082	2001	U16	(6)	HAWKINS Zara		HEM	* 16.86	16.94	* 16.55	33.41
7	99	22084	2001	U16	(7)	HAWKINS Lily		HEM	* 17.11		* 17.72	34.83
8	116	22536	2000	U16	(8)	MCLEISH Alice		ESX	17.75	* 17.63	* 17.29	34.92

EASTERN REGION SNOWSPORTS ASSOCIATION 2015

Norfolk "Team Evolution" Summer League

Special Slalom - Female & Male

ERSA Summer League - Final Ranking

Rank	Bib.	RegNo	Year	Cat	Rank	Name	Club	Run-1	Run-2	Run-3	Time
9	102		2001	U16	(9)	HACKETT Layla		VIK	* 17.75	18.57	* 18.33	36.08
10	101		2000	U16	(10)	CHASE Amber		NOR	* 18.28		* 18.44	36.72
11	124		2001	U16	(11)	SMITH Hannah		NOR	26.26	* 19.25	* 19.51	38.76

Did Not Start - Run-1 (2)

96		2001	U16		KERSHAW Ellie		NOR					
97		2000	U16		COLLEN Grace		NOR					

Did Not Start - Run-2 (2)

96		2001	U16		KERSHAW Ellie		NOR					
97		2000	U16		COLLEN Grace		NOR					

Did Not Finish - Run-2 (2)

99	22084	2001	U16		HAWKINS Lily		HEM	* 17.11		* 17.72		
101		2000	U16		CHASE Amber		NOR	* 18.28		* 18.44		

Disqualified - Run-2 (1)

90	20339	2000	U16		BURROUGHS Hannah		NOR	* 15.17		* 15.15		
----	-------	------	-----	--	------------------	--	-----	---------	--	---------	--	--

Did Not Start - Run-3 (2)

96		2001	U16		KERSHAW Ellie		NOR					
97		2000	U16		COLLEN Grace		NOR					

Disqualified - Run-3 (1)

89	22083	2001	U16		HAWKINS Danielle		HEM	* 16.50	16.56			
----	-------	------	-----	--	------------------	--	-----	---------	-------	--	--	--

++ Under 16 - Boys ++

1	10	20481	2001	U16	(1)	HUDSON Thomas		NOR	* 13.60	13.81	* 13.74	27.34
2	12	20687	2001	U16	(2)	TROUNG Aaron		VIK	14.20	* 13.73	* 14.01	27.74
3	16	21723	2000	U16	(3)	HOWE Charlie		NOR	* 14.79		* 15.22	30.01
4	28		2000	U16	(4)	THOMPSON Connor		VIK	* 15.40	15.75	* 15.60	31.00
5	35		2000	U16	(5)	STEWART Oliver		NOR	* 15.37		* 15.87	31.24
6	23		2000	U16	(6)	HOWE Harry		NOR	15.86	* 15.86	* 15.75	31.61
7	66	22196	2000	U16	(7)	WARSOP Rowan		NOR	* 16.46	16.90	* 16.58	33.04
8	62		2001	U16	(8)	HADDEN Alex		ESX	* 16.71	16.76	* 16.45	33.16
9	33		2001	U16	(9)	MCCABE-ABLE Maximus		VIK	* 16.86	17.08	* 16.83	33.69
10	52		2001	U16	(10)	REYNOLDS Joshua		NOR	* 17.19	17.43	* 17.05	34.24
11	70		2000	U16	(11)	ROGERS Daniel		VIK	17.63	* 17.51	* 17.21	34.72
12	71		2001	U16	(12)	HUGHES Thomas		ESX	* 17.38	17.86	* 18.02	35.40
13	61		2001	U16	(13)	MARTIN Karl		VIK	21.41	* 18.94	* 19.12	38.06

Did Not Start - Run-1 (2)

14	22009	2001	U16		APPLETON Byron		HEM					
69	22056	2000	U16		SCHLOTE Harry		HEM					

Did Not Finish - Run-1 (1)

38		2000	U16		WALES Joesph		NOR					
----	--	------	-----	--	--------------	--	-----	--	--	--	--	--

EASTERN REGION SNOWSPORTS ASSOCIATION 2015

Norfolk "Team Evolution" Summer League

Special Slalom - Female & Male



ERSA Summer League - Final Ranking

Rank	Bib.	RegNo	Year	Cat	Rank	Name	Club	Run-1	Run-2	Run-3	Time
------	------	-------	------	-----	------	------	-------	------	-------	-------	-------	------

Did Not Start - Run-2 (2)

14	22009	2001	U16			APPLETON Byron		HEM				
69	22056	2000	U16			SCHLOTE Harry		HEM				

Did Not Finish - Run-2 (2)

16	21723	2000	U16			HOWE Charlie		NOR	* 14.79		* 15.22	
38		2000	U16			WALES Joesph		NOR				

Disqualified - Run-2 (1)

35		2000	U16			STEWART Oliver		NOR	* 15.37		* 15.87	
----	--	------	-----	--	--	----------------	--	-----	---------	--	---------	--

Did Not Start - Run-3 (2)

14	22009	2001	U16			APPLETON Byron		HEM				
69	22056	2000	U16			SCHLOTE Harry		HEM				

Did Not Finish - Run-3 (3)

22	22164	2001	U16			LONGSTAFF Michael		WGC	15.07	* 14.94		
38		2000	U16			WALES Joesph		NOR				
41		2001	U16			BUTTERS Harvey		VIK	17.84	* 17.68		









++ Under 18 - Girls ++

1	81	19498	1999	U18	(1)	LILLYWHITE Alexandra		VIK	15.71	* 15.67	* 15.52	31.19
2	95	19235	1999	U18	(2)	ROYAL Natasha		VIK	16.12	* 15.74	* 16.18	31.92
3	103		1999	U18	(3)	HAWES Claudia		NOR		* 16.93	* 16.94	33.87
4	114		1998	U18	(4)	BUCKLAND Lauren		NOR	* 19.51	19.59	* 18.88	38.39

Did Not Finish - Run-1 (1)

103		1999	U18			HAWES Claudia		NOR		* 16.93	* 16.94	
-----	--	------	-----	--	--	---------------	--	-----	--	---------	---------	--

++ Under 18 - Boys ++

1	1	21742	1998	U18	(1)	SEWELL Logan		NOR		* 13.09	* 13.05	26.14
2	76	21119	1999	U18	(2)	DAVIES Harry		NOR		* 13.93	* 13.80	27.73
3	7	19854	1999	U18	(3)	BINGHAM Jonathan		ESX	14.37	* 14.23	* 14.10	28.33
4	21	21691	1999	U18	(4)	LANE Joshua		NOR	* 14.31	14.34	* 14.10	28.41
5	18		1999	U18	(5)	CHILDS Lewis		WGC	* 14.79	15.04	* 14.64	29.43
6	13	18809	1999	U18	(6)	FENELEY William		NOR	* 15.04		* 14.67	29.71
7	39		1999	U18	(7)	DEWSON Oliver		NOR	15.93	* 15.59	* 15.28	30.87
8	42		1998	U18	(8)	SYDER James		NOR	16.95	* 16.64	* 16.76	33.40
9	74		1999	U18	(9)	RATCLIFFE Josh		NOR	* 16.90	17.27	* 17.18	34.08
10	17		1998	U18	(10)	LEVENE Harry		VIK	* 17.98		* 16.36	34.34
11	40		1999	U18	(11)	HEARNEY Christopher		NOR	* 16.56	16.80	* 18.04	34.60

Did Not Finish - Run-1 (1)

76	21119	1999	U18			DAVIES Harry		NOR		* 13.93	* 13.80	
----	-------	------	-----	--	--	--------------	--	-----	--	---------	---------	--

EASTERN REGION SNOWSPORTS ASSOCIATION 2015

Norfolk "Team Evolution" Summer League

Special Slalom - Female & Male


ERSA Summer League - Final Ranking

Rank	Bib.	RegNo	Year	Cat	Rank	Name	Club	Run-1	Run-2	Run-3	Time
------	------	-------	------	-----	------	------	-------	------	-------	-------	-------	------

Disqualified - Run-1 (1)

1	21742	1998	U18			SEWELL Logan		NOR	* 13.09	* 13.05		
---	-------	------	-----	--	--	--------------	--	-----	---------	---------	--	--

Did Not Finish - Run-2 (1)

13	18809	1999	U18			FENELEY William		NOR	* 15.04		* 14.67	
----	-------	------	-----	--	--	-----------------	--	-----	---------	--	---------	--





Disqualified - Run-2 (1)

17		1998	U18			LEVENE Harry		VIK	* 17.98		* 16.36	
----	--	------	-----	--	--	--------------	--	-----	---------	--	---------	--

Did Not Finish - Run-3 (1)

8	22166	1999	U18			HOLMES Thomas		NOR	14.10	* 13.49		
---	-------	------	-----	--	--	---------------	--	-----	-------	---------	--	--

++ Under 21 - Ladies ++

1	86	20139	1997	U21	(1)	COE Megan		NOR	* 14.02	14.21	* 14.08	28.10
2	85	19016	1995	U21	(2)	SKIPPER Sophie		NOR	* 14.17	14.71	* 14.69	28.86
3	83	14962	1996	U21	(3)	SHAILES Polly		NOR	* 14.84	15.12	* 14.65	29.49
4	84		1997	U21	(4)	JONES Phoebe		NOR	16.64	* 16.44	* 16.49	32.93
5	110		1996	U21	(5)	SURIYANON Siriya		VIK	21.38	* 20.73	* 20.71	41.44

Did Not Finish - Run-1 (1)

82	20754	1997	U21			SPANTON Jessica		NOR				
----	-------	------	-----	--	--	-----------------	--	-----	--	--	--	--

Did Not Finish - Run-2 (1)

82	20754	1997	U21			SPANTON Jessica		NOR				
----	-------	------	-----	--	--	-----------------	--	-----	--	--	--	--

Did Not Finish - Run-3 (1)

82	20754	1997	U21			SPANTON Jessica		NOR				
----	-------	------	-----	--	--	-----------------	--	-----	--	--	--	--

++ Under 21 - Men ++

1	6	20293	1996	U21	(1)	CLAYTON Adam		NOR	* 13.07	13.36	* 13.03	26.10
2	2		1996	U21	(2)	WIGMORE Mathew		NOR	13.66	* 13.51	* 13.09	26.60
3	11	20628	1997	U21	(3)	RICHARDSON Thomas		NOR		* 13.76	* 13.77	27.53
4	3	21253	1997	U21	(4)	OLIVER Ryan		NOR	15.31	* 15.11	* 15.25	30.36
5	26		1996	U21	(5)	REEDER James		VIK	* 15.24	15.85	* 15.37	30.61
6	44		1996	U21	(6)	GENTLE Daniel		NOR	16.45	* 16.25	* 16.00	32.25
7	68		1995	U21	(7)	ARSCOTT Thomas		NOR	18.31	* 17.18	* 16.93	34.11
8	37	19696	1996	U21	(8)	CUTHBERT Daryl		VIK	18.21	* 18.12	* 17.81	35.93
9	36	21362	1996	U21	(9)	WILSON Geoffrey		VIK		* 18.16	* 18.45	36.61

Did Not Finish - Run-1 (3)

11	20628	1997	U21			RICHARDSON Thomas		NOR		* 13.76	* 13.77	
15	14899	1995	U21			MERCER Patrick		NOR				
36	21362	1996	U21			WILSON Geoffrey		VIK		* 18.16	* 18.45	

EASTERN REGION SNOWSPORTS ASSOCIATION 2015

Norfolk "Team Evolution" Summer League

Special Slalom - Female & Male

ERSA Summer League - Final Ranking

Rank	Bib.	RegNo	Year	Cat	Rank	Name	Club	Run-1	Run-2	Run-3	Time
------	------	-------	------	-----	------	------	-------	------	-------	-------	-------	------

Did Not Finish - Run-2 (1)

15	14899	1995	U21			MERCER Patrick		NOR				
----	-------	------	-----	--	--	----------------	--	-----	--	--	--	--

Did Not Finish - Run-3 (3)

4	18810	1997	U21			FENELEY Luke		NOR	* 13.42	13.48		
15	14899	1995	U21			MERCER Patrick		NOR				
72	19713	1997	U21			BOTY Harry		HEM	* 14.27	14.43		

++ Senior/Masters 1 - Ladies ++

Did Not Start - Run-1 (1)

113		1984	SM1			EDWARDS Donna		VIK				
-----	--	------	-----	--	--	---------------	--	-----	--	--	--	--

Did Not Start - Run-2 (1)

113		1984	SM1			EDWARDS Donna		VIK				
-----	--	------	-----	--	--	---------------	--	-----	--	--	--	--

Did Not Start - Run-3 (1)

113		1984	SM1			EDWARDS Donna		VIK				
-----	--	------	-----	--	--	---------------	--	-----	--	--	--	--

++ Senior/Masters 1 - Men ++

1	5	18629	1993	SM1	(1)	MOLLOY Daniel		NOR	* 13.16	* 13.17		26.33
2	45	22138	1987	SM1	(2)	BELLAMY Edward		NOR	16.68	* 16.47	* 16.64	33.11

Did Not Finish - Run-1 (1)

5	18629	1993	SM1			MOLLOY Daniel		NOR	* 13.16	* 13.17		
---	-------	------	-----	--	--	---------------	--	-----	---------	---------	--	--

Did Not Finish - Run-3 (1)

9		1992	SM1			LEWIS-TAYLOR Mark		NOR	15.13	* 14.90		
---	--	------	-----	--	--	-------------------	--	-----	-------	---------	--	--

++ Masters 2/Masters 3 - Ladies ++

1	87	20742	1971	M23	(1)	SAMPSON Melissa		NOR	16.83	* 16.49	* 16.82	33.31
2	92	14159	1970	M23	(2)	ANDERSON Beverley		VIK	16.93	* 16.85	* 17.16	34.01
3	100		1963	M23	(3)	LALLY Nicola		VIK	21.12	* 20.01	* 19.63	39.64
4	108		1955	M23	(4)	HOGAN Caroline		VIK	1:17.48	* 22.41	* 22.06	44.47

++ Masters 2/Masters 3 - Men ++












1	31	10596	1963	M23	(1)	BUNTON Paul		CHT	* 15.23	15.62	* 15.20	30.43
2	73		1960	M23	(2)	OHSTEN Ben		NOR	* 16.00	16.02	* 15.96	31.96
3	27	13217	1968	M23	(3)	SHARP Anthony		HEM	* 16.05	16.23	* 15.97	32.02

EASTERN REGION SNOWSPORTS ASSOCIATION 2015

Norfolk "Team Evolution" Summer League

Special Slalom - Female & Male

ERSA Summer League - Final Ranking

Rank	Bib.	RegNo	Year	Cat	Rank	Name	Club	Run-1	Run-2	Run-3	Time
4	20	6894	1961	M23	(4)	SHAILES Darryl		NOR *	16.27	16.59	* 15.86	32.13
5	32		1964	M23	(5)	THOMSON Stewart		VIK		* 16.64	* 15.68	32.32
6	30	22220	1966	M23	(6)	HOLMES Peter		NOR	16.59	* 16.33	* 16.30	32.63
7	25		1967	M23	(7)	SYDER Mark		NOR *	16.41	16.45	* 16.30	32.71
8	34		1966	M23	(8)	GARRETT Mike		NOR *	16.51	16.60	* 16.57	33.08
9	24		1967	M23	(9)	DURANT Jim		VIK	17.16	* 16.95	* 16.83	33.78
10	19	10372	1959	M23	(10)	ANDERSON Christopher		VIK		* 17.10	* 17.17	34.27
11	43		1941	M23	(11)	SMITH Michael		BAS *	18.06	18.19	* 17.90	35.96
12	63		1971	M23	(12)	TURNER Oily		HEM *	19.66	19.79	* 18.74	38.40
13	60		1951	M23	(13)	COOPER Douglas		NOR *	20.46	20.81	* 20.58	41.04
14	47		1973	M23	(14)	BARDETTI Marco		HEM *	20.50		* 20.68	41.18

Did Not Start - Run-1 (1)

59		1958	M23		HEYMOZ Andre'		WGC					
----	--	------	-----	--	---------------	--	-----	--	--	--	--	--

Disqualified - Run-1 (2)

19	10372	1959	M23		ANDERSON Christopher		VIK		* 17.10	* 17.17		
32		1964	M23		THOMSON Stewart		VIK		* 16.64	* 15.68		

Did Not Start - Run-2 (1)

59		1958	M23		HEYMOZ Andre'		WGC					
----	--	------	-----	--	---------------	--	-----	--	--	--	--	--

Did Not Finish - Run-2 (1)

47		1973	M23		BARDETTI Marco		HEM *	20.50			* 20.68	
----	--	------	-----	--	----------------	--	-------	-------	--	--	---------	--

Did Not Start - Run-3 (1)

59		1958	M23		HEYMOZ Andre'		WGC					
----	--	------	-----	--	---------------	--	-----	--	--	--	--	--

Did Not Finish - Run-3 (1)

53		1955	M23		DANBURY Mike		WGC	20.14			* 20.06	
----	--	------	-----	--	--------------	--	-----	-------	--	--	---------	--