

## EASTERN REGION SNOWSPORTS ASSOCIATION 2015

### Welwyn "Team Evolution" Summer League

#### Special Slalom - Girls & Boys - Under 12's

#### ERSA Summer League - Final Ranking - Points

WELWYN GARDEN CITY SKI RACE CLUB

#### COMPETITION JURY

TECHNICAL DELEGATE      SHELLY Chris      (VIK)  
 REFEREE                      WRIGHT Bernard      (ERSA)

#### WEATHER

CONDITIONS                      Windy, Cold  
 SNOW                              Patchy  
 AIR TEMPERATURE              START : 12.0 °C  
     FINISH : 12.0 °C

#### 1st RUN

COURSESETTER                      REIDY Alex                      (EVO)  
 FORERUNNERS  
 COURSE                              Gosling Sports Centre  
 START                                60 m  
 FINISH                                35 m  
 DROP                                 25 m  
 LENGTH                               170 m  
 HOMOLOGATION                      SL/WGC/2015  
 GATES                                12  
 DIRECTIONS                        12  
 STARTING TIME                      1010


















#### 2nd RUN

REIDY Alex                      (EVO)  
 Gosling Sports Centre  
 60 m  
 35 m  
 25 m  
 170 m  
 SL/WGC/2015  
 12  
 12  
 1010

LIST n°140    MEN PENALTY : 64.36    WOMEN PENALTY : 57.75                      F = 720

Rank	Bib.	RegNo	Year	Cat	(Rank) Name	.....	Club	Run-1	Run-2	Run-3	Time	Points	Perf
------	------	-------	------	-----	-------------	-------	------	-------	-------	-------	------	--------	------

### === ERSA Girls and Ladies ===

1	188	21569	2005	U12	(1) HEMMING Anya		MID	* 13.47	* 13.25	14.28	<b>26.72</b>	0.00	-
2	173		2005	U12	(2) MANN Madeleine		VIK	14.27	* 13.74	* 13.09	<b>26.83</b>	2.96	+ 15.99
3	177		2005	U12	(3) BARTLETT Honor		VIK	* 13.65	* 13.52	13.76	<b>27.17</b>	12.13	+ 34.10
4	187		2005	U12	(4) TWEEDY Petra		VIK	14.40	* 14.11	* 13.89	<b>28.00</b>	34.49	-
5	186		2006	U10	(1) HOWESON Olivia		HEM		* 14.31	* 14.00	<b>28.31</b>	42.84	-
6	174		2004	U12	(5) KING Emily		VIK	15.19	* 15.14	* 14.40	<b>29.54</b>	75.99	+ 32.93
7	175		2007	U10	(2) TUTT Holly		HEM	15.32	* 14.88	* 14.71	<b>29.59</b>	77.34	+ 5.83
8	178		2006	U10	(3) BLACKWELL Lucy		TAL	* 15.35	16.22	* 14.48	<b>29.83</b>	83.80	+ 37.24
9	189		2004	U12	(6) BARDETTI Romana		HEM	15.53	* 15.18	* 15.06	<b>30.24</b>	94.85	-
10	182		2004	U12	(7) HERRIES Olivia		HEM		* 15.85	* 15.50	<b>31.35</b>	124.76	+ 46.84
11	176		2005	U12	(8) ARLOTT Holly		HEM	17.18	* 16.94	* 16.05	<b>32.99</b>	168.95	+ 43.88
12	181	22110	2006	U10	(4) FAIRFULL Madeleine		HEM	27.60	* 16.66	* 16.57	<b>33.23</b>	175.42	- 83.88
13	184		2005	U12	(9) ALEY Lauren		HEM	18.96	* 17.56	* 17.22	<b>34.78</b>	217.19	-
14	172		2007	U10	(5) HACKER Amelie		WGC	* 18.26	18.68	* 17.01	<b>35.27</b>	230.39	+ 82.38
15	171		2004	U12	(10) JONES Charlotte		TAL	* 19.56		* 16.56	<b>36.12</b>	253.29	+ 95.87
16	179		2007	U10	(6) KING Jessica		VIK	* 19.37	* 19.73	20.09	<b>39.10</b>	333.59	+ 22.49
17	180		2004	U12	(11) ROW Stella		VIK	20.71	* 19.98	* 19.81	<b>39.79</b>	352.19	+ 147.37
18	185		2010	U08	(1) SINCLAIR Eve		VIK		* 30.07	* 27.63	<b>57.70</b>	834.79	-

#### Did Not Start - Run-1 (1)

183		2004	U12		WOOD Caitlin		VIK						
-----	--	------	-----	--	--------------	---	-----	--	--	--	--	--	--

EASTERN REGION SNOWSPORTS ASSOCIATION 2015

Welwyn "Team Evolution" Summer League

Special Slalom - Girls & Boys - Under 12's

ERSA Summer League - Final Ranking - Points

Rank	Bib.	RegNo	Year	Cat	(Rank)	Name	.....	Club	Run-1	Run-2	Run-3	Time	Points	Perf
------	------	-------	------	-----	--------	------	-------	------	-------	-------	-------	------	--------	------

Disqualified - Run-1 (3)

182		2004	U12			HERRIES Olivia		HEM	* 15.85	* 15.50				
185		2010	U08			SINCLAIR Eve		VIK	* 30.07	* 27.63				
186		2006	U10			HOWESON Olivia		HEM	* 14.31	* 14.00				

Did Not Start - Run-2 (1)

183		2004	U12			WOOD Caitlin		VIK						
-----	--	------	-----	--	--	--------------	---	-----	--	--	--	--	--	--

Did Not Finish - Run-2 (1)

171		2004	U12			JONES Charlotte		TAL	* 19.56		* 16.56			
-----	--	------	-----	--	--	-----------------	---	-----	---------	--	---------	--	--	--

Did Not Start - Run-3 (1)

183		2004	U12			WOOD Caitlin		VIK						
-----	--	------	-----	--	--	--------------	---	-----	--	--	--	--	--	--

=== ERSA Boys and Men ===

1	147	21604	2005	U12	(1)	OGDEN Alexander		NOR	12.01	* 11.98	* 11.92	<b>23.90</b>	0.00	+ 7.08
2	153	22087	2005	U12	(2)	PARKER Travis		NOR	* 12.55	13.06	* 12.64	<b>25.19</b>	38.86	+ 14.78
3	145	22026	2005	U12	(3)	LOUTH Oscar		HEM	13.19	* 13.04	* 12.19	<b>25.23</b>	40.07	+ 7.41
4	155		2004	U12	(4)	SINCLAIR Charles		VIK	* 12.64	12.78	* 12.72	<b>25.36</b>	43.98	- 61.14
5	143	22059	2006	U10	(1)	DADE Jake		NOR	* 13.04	* 13.08		<b>26.12</b>	66.88	+ 27.90
6	141	21713	2004	U12	(5)	B EGLIN Thomas		HEM	* 13.44	14.01	* 12.99	<b>26.43</b>	76.22	+ 13.16
7	150		2006	U10	(2)	SINCLAIR Laurence		VIK	* 13.73	14.02	* 12.74	<b>26.47</b>	77.42	+ 2.72
8	151		2005	U12	(6)	MILLS Lawrence		SMK	* 13.63	14.10	* 14.02	<b>27.65</b>	112.97	- 71.87
9	146		2005	U12	(7)	WALES Jonathan		NOR		* 14.18	* 13.53	<b>27.71</b>	114.78	+ 37.89
10	149	22159	2006	U10	(3)	SMITH Ben		VIK	15.60	* 14.77	* 13.81	<b>28.58</b>	140.99	+ 86.24
11	152		2007	U10	(4)	SMITH Bradley		VIK	* 14.65	15.19	* 14.12	<b>28.77</b>	146.71	+ 31.89
12	142		2005	U12	(8)	PAGE-BROWNE Adam		WGC	15.37	* 14.94	* 14.94	<b>29.88</b>	180.15	+ 26.53
13	144		2007	U10	(5)	MITCHELL Kieran		NOR	* 15.35	15.41	* 14.77	<b>30.12</b>	187.38	+ 19.33
14	154		2004	U12	(9)	ALI Dylan		VIK	15.51	* 15.21	* 15.23	<b>30.44</b>	197.02	- 36.01
15	160		2004	U12	(10)	DUNN Zak		HEM	* 15.73		* 15.62	<b>31.35</b>	224.44	-
16	156		2005	U12	(11)	SHELLY Jack		VIK		* 16.52	* 15.47	<b>31.99</b>	243.72	- 36.42
17	161		2004	U12	(12)	HUTCHINSON Max		VIK		* 17.01	* 15.81	<b>32.82</b>	268.72	-
18	158		2005	U12	(13)	PARTLETT-HULSTROM Albie		VIK	18.23	* 17.57	* 16.98	<b>34.55</b>	320.84	- 244.45
19	157		2008	U08	(1)	MINTON-LEE Frankie		WGC	* 19.24	19.37	* 16.43	<b>35.67</b>	354.58	- 3.33
20	159		2009	U08	(2)	BLACKWELL Jasper		TAL		* 20.25	* 18.37	<b>38.62</b>	443.45	-
21	163		2007	U10	(6)	CHILDS Scott		WGC	* 19.82	21.24	* 18.87	<b>38.69</b>	445.56	-

Did Not Start - Run-1 (3)

148		2007	U10			WOOD George		VIK						
161		2004	U12			HUTCHINSON Max		VIK		* 17.01	* 15.81			
162		2006	U10			PATTERSON Eddie		VIK						

Did Not Finish - Run-1 (1)

146		2005	U12			WALES Jonathan		NOR		* 14.18	* 13.53			
-----	--	------	-----	--	--	----------------	---	-----	--	---------	---------	--	--	--

Disqualified - Run-1 (2)

156		2005	U12			SHELLY Jack		VIK		* 16.52	* 15.47			
159		2009	U08			BLACKWELL Jasper		TAL		* 20.25	* 18.37			

Did Not Start - Run-2 (2)

148		2007	U10			WOOD George		VIK						
-----	--	------	-----	--	--	-------------	---	-----	--	--	--	--	--	--

**EASTERN REGION SNOWSPORTS ASSOCIATION 2015**

**Welwyn "Team Evolution" Summer League**

**Special Slalom - Girls & Boys - Under 12's**

**ERSA Summer League - Final Ranking - Points**

Rank	Bib.	RegNo	Year	Cat	(Rank) Name	.....	Club	Run-1	Run-2	Run-3	Time	Points	Perf
	162		2006	U10	<b>PATTERSON Eddie</b>		VIK						

**Disqualified - Run-2 (1)**

	160		2004	U12	<b>DUNN Zak</b>		HEM	* 15.73		* 15.62			
--	-----	--	------	-----	-----------------	---	-----	---------	--	---------	--	--	--

**Did Not Start - Run-3 (2)**

	148		2007	U10	<b>WOOD George</b>		VIK						
	162		2006	U10	<b>PATTERSON Eddie</b>		VIK						

**Did Not Finish - Run-3 (1)**

	143	22059	2006	U10	<b>DADE Jake</b>		NOR	* 13.04	* 13.08				
--	-----	-------	------	-----	------------------	---	-----	---------	---------	--	--	--	--

## EASTERN REGION SNOWSPORTS ASSOCIATION 2015

### Welwyn "Team Evolution" Summer League

#### Special Slalom - Female & Male

#### ERSA Summer League - Final Ranking - Points

WELWYN GARDEN CITY SKI RACE CLUB

#### COMPETITION JURY

TECHNICAL DELEGATE: SHELLY Chris (VIK)  
 REFEREE: WRIGHT Bernard (ERSA)

#### WEATHER

CONDITIONS: Windy, Cold  
 SNOW: Patchy  
 AIR TEMPERATURE: START : 12.0 °C  
 FINISH : 12.0 °C

#### 1st RUN

COURSESETTER: REIDY Jon (HEM)  
 FORERUNNERS: - A - BRADLEY Stephen (HEM)  
 - B - DANBURY Mike (WGC)  
 COURSE: Gosling Sports Centre  
 START: 60 m  
 FINISH: 35 m  
 DROP: 25 m  
 LENGTH: 170 m  
 HOMOLOGATION: SL/WGC/2015  
 GATES: 13  
 DIRECTIONS: 13  
 STARTING TIME: 1010

#### 2nd RUN

COURSESETTER: REIDY Jon (HEM)  
 FORERUNNERS: - A - BRADLEY Stephen (HEM)  
 - B - DANBURY Mike (WGC)  
 COURSE: Gosling Sports Centre  
 START: 60 m  
 FINISH: 35 m  
 DROP: 25 m  
 LENGTH: 170 m  
 HOMOLOGATION: SL/WGC/2015  
 GATES: 13  
 DIRECTIONS: 13  
 STARTING TIME: 1010

LIST n°215 MEN PENALTY : 8.27 WOMEN PENALTY : 0.00

F = 720

Rank	Bib.	RegNo	Year	Cat	(Rank)	Name	.....	Club	Run-1	Run-2	Run-3	Time	Points	Perf
------	------	-------	------	-----	--------	------	-------	------	-------	-------	-------	------	--------	------

### === ERSA Girls and Ladies ===

1	92	20599	2000	U16	(1)	SHERING Nicole		HEM	10.71	* 10.60	* 10.27	<b>20.87</b>	0.00	+ 0.00
2	99	19016	1995	U21	(1)	SKIPPER Sophie		NOR	* 10.94	10.95	* 10.98	<b>21.92</b>	36.22	+ 31.40
3	94	20139	1997	U21	(2)	COE Megan		NOR	11.71	* 11.21	* 10.91	<b>22.12</b>	43.12	+ 41.03
4	91	20337	2001	U16	(2)	SKIPPER Megan		NOR	11.84	* 11.28	* 11.15	<b>22.43</b>	53.82	+ 16.94
5	138	19712	1999	U18	(1)	BOTY Carys		HEM	11.70	* 11.23	* 11.47	<b>22.70</b>	63.13	+ 34.23
6	139	21355	2001	U16	(3)	TAPSELL Charlotte		HEM	11.65	* 11.63	* 11.13	<b>22.76</b>	65.20	+ 36.80
7	96	19498	1999	U18	(2)	LILLYWHITE Alexandra		VIK	12.12	* 11.48	* 11.34	<b>22.82</b>	67.27	+ 52.44
8	104		1999	U18	(3)	DURANT Antonia		VIK	11.55	* 11.51	* 11.75	<b>23.26</b>	82.45	+ 16.17
9	101		1999	U18	(4)	MCCABE-ABLE Scarlett		VIK	11.75	* 11.73	* 11.54	<b>23.27</b>	82.80	+ 2.88
10	102	20496	2002	U14	(1)	SCRANAGE-HARRISON Elenor		HEM	11.80	* 11.70	* 11.59	<b>23.29</b>	83.49	+ 30.68
11	97	20339	2000	U16	(4)	BURROUGHS Hannah		NOR	12.58	* 11.94	* 11.73	<b>23.67</b>	96.60	+ 15.27
12	93	22083	2001	U16	(5)	HAWKINS Danielle		HEM	12.20	* 11.93	* 11.76	<b>23.69</b>	97.29	+ 30.45
13	111		1999	U18	(5)	DEREVE Emma		VIK	* 12.07	12.13	* 11.68	<b>23.75</b>	99.36	- 14.89
14	98	19235	1999	U18	(6)	ROYAL Natasha		VIK	12.19	* 12.19	* 11.68	<b>23.87</b>	103.50	+ 67.94
15	103	14159	1970	M23	(1)	ANDERSON Beverley		VIK	11.91	* 11.73	* 12.19	<b>23.92</b>	105.22	+ 47.81
16	113		2001	U16	(6)	KERSHAW Ellie		NOR	12.93	* 12.44	* 12.06	<b>24.50</b>	125.23	- 3.26
17	105	22082	2001	U16	(7)	HAWKINS Zara		HEM	12.41	* 12.26	* 12.35	<b>24.61</b>	129.03	+ 39.02
18	109	20742	1971	M23	(2)	SAMPSON Melissa		NOR	* 12.56	12.59	* 12.22	<b>24.78</b>	134.89	+ 36.56
19	114	20725	2002	U14	(2)	WARMINGTON Harriet		HEM	12.76	* 12.61	* 12.24	<b>24.85</b>	137.31	+ 7.97
20	108	20767	2000	U16	(8)	WEBSTER Atlanta		NOR	13.04	* 12.61	* 12.50	<b>25.11</b>	146.28	+ 54.15
21	110	21001	2001	U16	(9)	LEVENE Grace		VIK	* 12.93	25.12	* 12.24	<b>25.17</b>	148.35	+ 47.26
22	117		1999	U18	(7)	TURNER Lucy-May		VIK	13.30	* 12.91	* 12.78	<b>25.69</b>	166.29	+ 16.62
23	106	22084	2001	U16	(10)	HAWKINS Lily		HEM	13.00	* 12.85	* 12.93	<b>25.78</b>	169.39	+ 78.97

**EASTERN REGION SNOWSPORTS ASSOCIATION 2015**

**Welwyn "Team Evolution" Summer League**

**Special Slalom - Female & Male**

**ERSA Summer League - Final Ranking - Points**

Rank	Bib.	RegNo	Year	Cat	(Rank)	Name	.....	Club	Run-1	Run-2	Run-3	Time	Points	Perf
24	115		1999	U18	(8)	HAWES Claudia		NOR	13.47	* 13.04	* 12.91	<b>25.95</b>	175.26	+ 45.74
25	116		1999	U18	(9)	BLYTH Charlotte		HEM	13.38	* 13.09	* 12.89	<b>25.98</b>	176.29	+ 39.22
26	134	21334	2003	U14	(3)	BOTY Nia		HEM	13.16	* 12.85	* 13.15	<b>26.00</b>	176.98	-
27	119		2001	U16	(11)	HACKETT Layla		VIK	14.21	* 13.27	* 12.91	<b>26.18</b>	183.19	- 2.24
28	131	22179	2003	U14	(4)	HOLMES Abby		NOR	13.97	* 13.38	* 13.09	<b>26.47</b>	193.20	-
29	118		2000	U16	(12)	CHASE Amber		NOR	13.97	* 13.67	* 13.32	<b>26.99</b>	211.14	+ 27.48
30	132		2003	U14	(5)	SHELLEY Annie		VIK	13.80	* 13.47	* 13.63	<b>27.10</b>	214.93	-
31	122		2002	U14	(6)	SHELLEY Madeline		VIK	14.33	* 13.94	* 13.81	<b>27.75</b>	237.36	+ 5.08
32	136		2003	U14	(7)	BARDER Katie		HEM	14.67	* 13.98	* 14.19	<b>28.17</b>	251.84	-
33	126		2001	U16	(13)	BYE Katherine		VIK	14.52	* 13.95	* 14.33	<b>28.28</b>	255.64	- 51.43
34	120		2002	U14	(8)	TURNER Beth		VIK	14.52	* 13.90	* 14.48	<b>28.38</b>	259.09	+ 61.00
35	112		1999	U18	(10)	BELGER Hattie		HEM	12.66	* 12.32	* 16.48	<b>28.80</b>	273.58	+ 150.82
36	124		2002	U14	(9)	BLYTH Helena		HEM		* 14.59	* 14.48	<b>29.07</b>	282.89	+ 4.59
37	129		2003	U14	(10)	MAWSON Carys		WGC	15.72	* 14.84	* 14.81	<b>29.65</b>	302.90	-
38	133		1996	U21	(3)	SURIYANON Siriya		VIK	* 15.45	19.13	* 14.23	<b>29.68</b>	303.94	-
39	135		2003	U14	(11)	FARROW Ellie		HEM	16.26	* 15.75	* 15.58	<b>31.33</b>	360.86	-
40	121	20178	1967	M23	(3)	DEIGHTON Avelline		HEM	17.40	* 16.03	* 16.04	<b>32.07</b>	386.39	+ 187.97
41	137		2002	U14	(12)	BARDETTI Sienna		HEM	17.61	* 16.39	* 15.89	<b>32.28</b>	393.64	- 35.21
42	123		1999	U18	(11)	ELPHICK Alex		ESX	17.94	* 16.48	* 16.12	<b>32.60</b>	404.68	+ 139.24
43	130	20678	2003	U14	(13)	CUTHBERT Tia		VIK	* 16.92	17.29	* 17.55	<b>34.47</b>	469.19	-
44	128		1984	SM1	(1)	EDWARDS Donna		VIK	21.12	* 20.25	* 19.94	<b>40.19</b>	666.53	+ 316.38
45	107	22049	1999	U18	(12)	PETERSON Amy		HEM	12.68	* 11.98	* 41.99	<b>53.97</b>	1141.93	+ 1050.18

**Did Not Start - Run-1 (4)**

95			1997	U21		DURANT Ella		VIK						
100			1999	U18		BARDER Beatrice		HEM						
125			2001	U16		CAMPBELL Ellen		WGC						
127			2002	U14		HEYMOZ Louise		WGC						

**Disqualified - Run-1 (1)**

124			2002	U14		BLYTH Helena		HEM		* 14.59	* 14.48			
-----	--	--	------	-----	--	--------------	--	-----	--	---------	---------	--	--	--

**Did Not Start - Run-2 (4)**

95			1997	U21		DURANT Ella		VIK						
100			1999	U18		BARDER Beatrice		HEM						
125			2001	U16		CAMPBELL Ellen		WGC						
127			2002	U14		HEYMOZ Louise		WGC						

**Did Not Start - Run-3 (4)**

95			1997	U21		DURANT Ella		VIK						
100			1999	U18		BARDER Beatrice		HEM						
125			2001	U16		CAMPBELL Ellen		WGC						
127			2002	U14		HEYMOZ Louise		WGC						

**=== ERSА Boys and Men ===**


























































1	11	20293	1996	U21	(1)	CLAYTON Adam		NOR	9.96	* 9.91	* 9.74	<b>19.65</b>	0.00	- 7.28
2	6	18629	1993	SM1	(1)	MOLLOY Daniel		NOR	9.94	* 9.75	* 10.12	<b>19.87</b>	8.06	+ 11.55
3	10	14899	1995	U21	(2)	MERCER Patrick		NOR	10.39	* 10.11	* 10.01	<b>20.12</b>	17.22	+ 6.50
3	2	20628	1997	U21	(2)	RICHARDSON Thomas		NOR	* 10.01	10.21	* 10.11	<b>20.12</b>	17.22	+ 14.38
5	4	20687	2001	U16	(1)	TROUNG Aaron		VIK	10.29	* 10.00	* 10.44	<b>20.44</b>	28.95	+ 4.48
6	5	21119	1999	U18	(1)	DAVIES Harry		NOR	10.36	* 10.12	* 10.49	<b>20.61</b>	35.18	- 11.40
7	13	18661	1997	U21	(4)	WARMINGTON Richard		HEM	10.65	* 10.43	* 10.21	<b>20.64</b>	36.27	+ 6.08
8	15	22009	2001	U16	(2)	APPLETON Byron		HEM	10.58	* 10.48	* 10.31	<b>20.79</b>	41.77	- 17.65

## EASTERN REGION SNOWSPORTS ASSOCIATION 2015

## Welwyn "Team Evolution" Summer League

## Special Slalom - Female &amp; Male

## ERSA Summer League - Final Ranking - Points



















Rank	Bib.	RegNo	Year	Cat	(Rank)	Name	.....	Club	Run-1	Run-2	Run-3	Time	Points	Perf
9	9	22166	1999	U18	(2)	HOLMES Thomas		NOR	10.91	* 10.45	* 10.38	<b>20.83</b>	43.24	- 0.43
10	19	18809	1999	U18	(3)	FENELEY William		NOR	10.78	* 10.50	* 10.42	<b>20.92</b>	46.53	- 27.98
11	22	19132	1994	SM1	(2)	HUTCHINGS Michael		WGC	10.95	* 10.58	* 10.38	<b>20.96</b>	48.00	- 37.74
12	14	19854	1999	U18	(4)	BINGHAM Jonathan		ESX	* 10.58	10.62	* 10.40	<b>20.98</b>	48.73	+ 20.34
12	8	18810	1997	U21	(5)	FENELEY Luke		NOR	10.58	* 10.44	* 10.54	<b>20.98</b>	48.73	+ 33.19
14	1	20481	2001	U16	(3)	HUDSON Thomas		NOR	10.58	* 10.31	* 10.70	<b>21.01</b>	49.83	+ 3.45
15	3		1996	U21	(6)	REIDY Luca		HEM	10.84	* 10.58	* 10.52	<b>21.10</b>	53.13	+ 11.44
16	16	21218	1998	U18	(5)	BRESKAL Bailey		WGC	10.87	* 10.63	* 10.49	<b>21.12</b>	53.86	- 9.69
17	7	19713	1997	U21	(7)	BOTY Harry		HEM	10.62	* 10.39	* 10.81	<b>21.20</b>	56.79	+ 18.71
18	37		1992	SM1	(3)	LEWIS-TAYLOR Mark		NOR	11.04	* 10.75	* 10.63	<b>21.38</b>	63.39	- 86.18
19	12	19639	1998	U18	(6)	BARTON Daniel		HEM	* 10.86	10.97	* 10.63	<b>21.49</b>	67.42	+ 55.10
20	17	21723	2000	U16	(4)	HOWE Charlie		NOR	* 10.97	11.05	* 10.57	<b>21.54</b>	69.25	+ 2.84
21	23		1999	U18	(7)	CHILDS Lewis		WGC	11.09	* 10.96	* 10.72	<b>21.68</b>	74.38	- 12.18
22	21	22164	2001	U16	(5)	LONGSTAFF Michael		WGC	11.06	* 11.00	* 10.98	<b>21.98</b>	85.37	+ 3.76
23	18	20184	2000	U16	(6)	NEWTON William		HEM	11.31	* 11.03	* 11.00	<b>22.03</b>	87.21	+ 17.23
24	69	20884	2003	U14	(1)	THOMPSON Joseph		NOR	11.54	* 11.15	* 11.59	<b>22.74</b>	113.22	-
25	79	20748	2003	U14	(2)	DADE Tommy		NOR		* 11.41	* 11.48	<b>22.89</b>	118.72	-
25	64	10596	1963	M23	(1)	BUNTON Paul		CHT	11.67	* 11.50	* 11.39	<b>22.89</b>	118.72	-
27	24	20126	2000	U16	(7)	THOMPSON Connor		VIK	* 11.51	11.54	* 11.51	<b>23.02</b>	123.48	+ 27.84
28	25		1998	U18	(8)	LEVENE Harry		VIK	12.06	* 11.81	* 11.36	<b>23.17</b>	128.98	+ 32.51
29	20		1997	U21	(8)	OLIVER Ryan		NOR	12.20	* 11.65	* 11.53	<b>23.18</b>	129.34	+ 49.69
30	28	22220	1966	M23	(2)	HOLMES Peter		NOR	12.32	* 11.81	* 11.45	<b>23.26</b>	132.27	+ 25.28
31	29		1965	M23	(3)	SINEY Rick		BAS	12.07	* 11.61	* 11.67	<b>23.28</b>	133.01	+ 21.45
32	26	13217	1968	M23	(4)	SHARP Anthony		HEM	11.95	* 11.74	* 11.56	<b>23.30</b>	133.74	+ 36.24
33	38		2000	U16	(8)	WALES Joesph		NOR	11.78	* 11.67	* 11.87	<b>23.54</b>	142.53	- 11.10
34	80	19829	2001	U16	(9)	HEMMING Ethan		MID	12.15	* 11.83	* 11.78	<b>23.61</b>	145.10	-
35	68	21194	2003	U14	(3)	NEWTON Charlie		HEM	11.92	* 11.86	* 11.77	<b>23.63</b>	145.83	-
36	43		1999	U18	(9)	DEWSON Oliver		NOR	12.52	* 11.86	* 11.85	<b>23.71</b>	148.76	- 18.10
37	32		2001	U16	(10)	HUMPHREYS Charlie		HEM	12.67	* 11.77	* 12.06	<b>23.83</b>	153.16	+ 14.16
38	39		2000	U16	(11)	STEWART Oliver		NOR	12.33	* 11.87	* 11.99	<b>23.86</b>	154.26	- 0.59
39	45		2000	U16	(12)	BURNETT Cameron		WGC	12.40	* 12.10	* 12.10	<b>24.20</b>	166.72	- 9.91
40	30		1999	U18	(10)	CASSIDY Cameron		VIK	12.42	* 12.18	* 12.08	<b>24.26</b>	168.92	+ 33.50
41	36		1999	U18	(11)	CASSIDY Finlay		VIK	12.97	* 12.32	* 12.06	<b>24.38</b>	173.31	+ 24.38
42	40		1996	U21	(9)	GENTLE Daniel		NOR	12.53	* 12.25	* 12.25	<b>24.50</b>	177.71	+ 19.42
43	42		1999	U18	(12)	HEARNEY Christopher		NOR	12.99	* 12.35	* 12.27	<b>24.62</b>	182.11	+ 18.77
44	81	22306	2003	U14	(4)	TURNER Alfie		HEM	12.53	* 12.37	* 12.31	<b>24.68</b>	184.31	-
45	27	10372	1959	M23	(5)	ANDERSON Christopher		VIK	12.55	* 12.48	* 12.26	<b>24.74</b>	186.50	+ 80.58
46	34		1967	M23	(6)	SYDER Mark		NOR	12.65	* 12.64	* 12.24	<b>24.88</b>	191.63	+ 49.92
47	41		2001	U16	(13)	MCCABE-ABLE Maximus		VIK	* 12.73	12.75	* 12.19	<b>24.92</b>	193.10	+ 31.75
48	77		2003	U14	(5)	BUSHELL George		NOR	12.94	* 12.52	* 12.56	<b>25.08</b>	198.96	-
49	33		1967	M23	(7)	DURANT Jim		VIK	12.78	* 12.49	* 12.61	<b>25.10</b>	199.69	+ 58.94
50	35	19774	2002	U14	(6)	BARTON Dominic		HEM	12.75	* 12.67	* 12.60	<b>25.27</b>	205.92	+ 60.81
51	49		2002	U14	(7)	ROUTLEDGE Sebastian		WGC	12.88	* 12.83	* 12.46	<b>25.29</b>	206.66	- 46.70
52	66		2003	U14	(8)	REIDY Thomas		HEM	12.82	* 12.73	* 12.64	<b>25.37</b>	209.59	-
53	50		2002	U14	(9)	GOMEZ CLARKE Jamie		NOR	13.58	* 12.76	* 12.71	<b>25.47</b>	213.25	- 43.85
54	53		2001	U16	(14)	REYNOLDS Joshua		NOR	* 12.95	13.14	* 12.72	<b>25.67</b>	220.58	- 73.78
55	85		1999	U18	(13)	BARDETTI Gianluca		HEM		* 13.11	* 12.57	<b>25.68</b>	220.95	- 5.31
56	44	22138	1987	SM1	(4)	BELLAMY Edward		NOR	13.64	* 13.10	* 12.68	<b>25.78</b>	224.61	+ 48.70
57	67		2003	U14	(10)	MCANALLY Ewan		WGC	* 12.83	13.10	* 13.10	<b>25.93</b>	230.11	-
58	46		1966	M23	(8)	GARRETT Mike		NOR	13.68	* 13.05	* 13.17	<b>26.22</b>	240.73	+ 57.65
59	74		2003	U14	(11)	WILLIAMS Elliot		WGC	13.83	* 12.78	* 13.46	<b>26.24</b>	241.47	-
60	65		2002	U14	(12)	HIGGINS James		NOR	13.69	* 13.03	* 13.34	<b>26.37</b>	246.23	-
61	51		2002	U14	(13)	HARDING Luke		ESX	13.54	* 13.34	* 13.16	<b>26.50</b>	250.99	- 18.10
62	62		2002	U14	(14)	HEYMOZ Daniel		WGC	13.55	* 12.97	* 13.54	<b>26.51</b>	251.36	- 165.25
63	31		1998	U18	(14)	SYDER James		NOR		* 13.24	* 13.31	<b>26.55</b>	252.82	+ 114.30
64	52		1999	U18	(15)	RATCLIFFE Josh		NOR	13.92	* 13.74	* 12.99	<b>26.73</b>	259.42	- 23.41
65	47		1941	M23	(9)	SMITH Michael		BAS	13.81	* 13.71	* 13.28	<b>26.99</b>	268.95	+ 83.22

## EASTERN REGION SNOWSPORTS ASSOCIATION 2015

## Welwyn "Team Evolution" Summer League

## Special Slalom - Female &amp; Male

## ERSA Summer League - Final Ranking - Points

Rank	Bib.	RegNo	Year	Cat	(Rank)	Name	.....	Club	Run-1	Run-2	Run-3	Time	Points	Perf
66	48	19696	1996	U21	(10)	CUTHBERT Daryl		VIK	* 13.87	13.91	* 13.46	<b>27.33</b>	281.40	+ 89.73
67	71	22088	2003	U14	(15)	FAIRFULL Max		HEM	* 13.87		* 13.49	<b>27.36</b>	282.50	-
68	58		2000	U16	(15)	BYE Matthew		VIK	14.68	* 13.91	* 13.74	<b>27.65</b>	293.13	- 55.51
69	54		2001	U16	(16)	MARTIN Karl		VIK	* 13.78		* 13.98	<b>27.76</b>	297.16	- 11.67
70	82		1978	SM1	(5)	GREEN Stuart		HEM	14.48	* 14.05	* 13.95	<b>28.00</b>	305.95	+ 116.86
71	60		1958	M23	(10)	HEYMOZ Andre'		WGC	14.43	* 14.04	* 14.14	<b>28.18</b>	312.55	- 55.69
72	55		1955	M23	(11)	DANBURY Mike		WGC	14.37	* 14.29	* 14.26	<b>28.55</b>	326.11	+ 10.88
73	72		2003	U14	(16)	KAPADIA Alex		HEM	14.67	* 14.36	* 14.21	<b>28.57</b>	326.84	-
74	83	21226	2002	U14	(17)	DRAKE Joshua		HEM	15.09	* 14.40	* 14.29	<b>28.69</b>	331.24	- 7.24
75	86		1973	M23	(12)	BARDETTI Marco		HEM	15.30	* 14.55	* 14.16	<b>28.71</b>	331.97	+ 77.27
76	61		1971	M23	(13)	TURNER Oily		HEM	* 14.47		* 14.28	<b>28.75</b>	333.44	- 62.42
77	59		1999	U18	(16)	BURNETT Alex		WGC	15.25	* 14.62	* 14.32	<b>28.94</b>	340.40	- 10.00
78	57		1960	M23	(14)	CAMPBELL Stephen		WGC	15.12	* 14.77	* 14.42	<b>29.19</b>	349.56	+ 1.87
79	76		2001	U16	(17)	STONE Thomas		VIK	15.58	* 14.46	* 15.11	<b>29.57</b>	363.48	-
80	73	21707	2003	U14	(18)	TAMANA Hari		HEM	14.91	* 14.78	* 14.97	<b>29.75</b>	370.08	-
81	63		2000	U16	(18)	DARLINGTON Alexander		WGC		* 16.11	* 15.19	<b>31.30</b>	426.87	- 153.43
82	56		1956	M23	(15)	BRADLEY Stephen		HEM	* 15.50	16.00	* 15.85	<b>31.35</b>	428.70	+ 105.55
83	70		2000	U16	(19)	HADDEN Jack		HEM	18.42	* 16.92	* 16.71	<b>33.63</b>	512.24	-

## Did Not Start - Run-1 (3)

75		2003	U14		KILLNER Finlay		HEM							
78		2002	U14		RYAN Stratford		HEM							
84		22056	2000	U16	SCHLOTE Harry		HEM							

## Did Not Finish - Run-1 (2)

31		1998	U18		SYDER James		NOR		* 13.24	* 13.31				
63		2000	U16		DARLINGTON Alexander		WGC		* 16.11	* 15.19				

## Disqualified - Run-1 (2)

79		20748	2003	U14	DADE Tommy		NOR		* 11.41	* 11.48				
85		1999	U18		BARDETTI Gianluca		HEM		* 13.11	* 12.57				

## Did Not Start - Run-2 (3)

75		2003	U14		KILLNER Finlay		HEM							
78		2002	U14		RYAN Stratford		HEM							
84		22056	2000	U16	SCHLOTE Harry		HEM							

## Did Not Finish - Run-2 (1)

71		22088	2003	U14	FAIRFULL Max		HEM	* 13.87		* 13.49				
----	--	-------	------	-----	--------------	---	-----	---------	--	---------	--	--	--	--

## Disqualified - Run-2 (2)

54		2001	U16		MARTIN Karl		VIK	* 13.78		* 13.98				
61		1971	M23		TURNER Oily		HEM	* 14.47		* 14.28				

## Did Not Start - Run-3 (3)

75		2003	U14		KILLNER Finlay		HEM							
78		2002	U14		RYAN Stratford		HEM							
84		22056	2000	U16	SCHLOTE Harry		HEM							