

EASTERN REGION SNOWSPORTS ASSOCIATION

SKI CHAMPIONSHIPS 2014 (Hemel Snow Centre)

Super GS - Male & Female (incl Girls & Boys)

Unofficial ranking

Rank	Bib.	RegNo	Name	Year	====	Run 1	Run 2	Time	Gap
++ Under 08 - Girls ++									
1	19		TUTT Holly	2007		13.79	13.91	13.79	
2	28		BUSHELL Grace	2007		16.48	17.27	16.48	2.69
3	29		KING Jessica	2007		17.77	19.00	17.77	3.98

++ Under 08 - Boys ++									
1	26		MITCHELL Kieran	2007		15.92	15.29	15.29	
2	24		SMITH Bradley	2007		15.71		15.71	0.42

Did Not Finish - Run 2 (1)

	24		SMITH Bradley	2007		15.71			
--	----	--	---------------	------	--	-------	--	--	--

++ Under 10 - Boys ++									
1	3	21604	OGDEN Alex	2005		21.69	12.22	12.22	
2	20		LOUTH Ocsar	2005		12.39	12.33	12.33	0.11
3	42		STANWAY Kayne	2005		12.60	12.99	12.60	0.38
4	8		DADE Jake	2006		13.06	12.99	12.99	0.77
5	17		SMITH Ben	2006		13.08	13.21	13.08	0.86
6	39		STANLEY Harvey	2005		13.49	13.50	13.49	1.27
7	50		SINCLAIR Laurence	2006		13.70	13.57	13.57	1.35
8	21		WALES Jonathan	2005		14.68	14.52	14.52	2.30
9	25		PAGE-BROWNE Adam	2005		15.68	15.50	15.50	3.28

Did Not Start - Run 1 (2)



	9		PARKER Travis	2005					
	48		KILPATRICK Maxwell	2005	HEM /				

Did Not Start - Run 2 (2)















	9		PARKER Travis	2005					
	48		KILPATRICK Maxwell	2005	HEM /				

++ Under 10 - Girls ++									
1	6		BARTLETT Honor	2005		12.99	12.89	12.89	
2	7		BLACKWELL Lucy	2006		13.67	13.62	13.62	0.73

EASTERN REGION SNOWSPORTS ASSOCIATION
SKI CHAMPIONSHIPS 2014 (Hemel Snow Centre)
Super GS - Male & Female (incl Girls & Boys)
Unofficial ranking

Rank	Bib.	RegNo	Name	Year	====	Run 1	Run 2	Time	Gap
3	11	20440	STEVENS Cordelia	2005		14.71	13.95	13.95	1.06
4	23		ARLOTT Holly	2005		14.99	14.65	14.65	1.76












++ Under 12 - Boys ++

1	13	20748	DADE Tommy	2003		11.76	11.81	11.76	
2	14	21194	NEWTON Charlie	2003		12.03	11.87	11.87	0.11
3	2	20884	THOMPSON Joseph	2003		12.01	11.96	11.96	0.20
4	5		TURNER Alfie	2003			12.12	12.12	0.36
5	43		BARTLETT Arthur	2003		12.34	12.67	12.34	0.58
6	18		MCANALLY Ewan	2003		12.62	12.44	12.44	0.68
7	15	20264	REIDY Thomas	2003		12.54	12.49	12.49	0.73
8	41		METHERINGHAM Zachary	2004		12.61	13.13	12.61	0.85
9	35		TAMANA Hari	2003		12.66	12.79	12.66	0.90
10	22		WILLIAMS Elliot	2003		12.95	13.71	12.95	1.19
11	16		BUSHELL George	2003		13.41	13.60	13.41	1.65
12	45		SINCLAIR Charles	2004		14.44	14.17	14.17	2.41
13	51		VLAISAVLJEVIC MAX	2004		14.33	14.55	14.33	2.57
14	49		COLLEN Hamish	2004		15.01	14.60	14.60	2.84

Disqualified - Run 1 (1)

5			TURNER Alfie	2003			12.12		
---	--	--	--------------	------	---	--	-------	--	--

++ Under 12 - Girls ++

1	12	20998	BARDER Katie	2003		12.36	12.75	12.36	
2	47	21182	GAY Caroline	2003		12.44	12.70	12.44	0.08
3	10		HOLMES Abby	2003		12.57	12.48	12.48	0.12
4	1		BOTY Nia	2003		13.06	12.61	12.61	0.25
5	36		MCLEISH Emily	2003		13.48	12.79	12.79	0.43
6	46	21183	GAY Catherine	2003		13.14	13.09	13.09	0.73
7	38		WATERS Abigail	2003		13.59	13.44	13.44	1.08
8	37		PETERSON Lexie	2004		13.70	14.21	13.70	1.34
9	40		THOMAS Sophie	2003		13.89	13.92	13.89	1.53
10	4		KING Emily	2004		15.38	15.30	15.30	2.94
11	27		ROW Stella	2004		17.71	1:14.99	17.71	5.35

Did Not Start - Run 1 (1)

44	21741		BEINHOCKER Anna	2004					
----	-------	--	-----------------	------	---	--	--	--	--

Did Not Start - Run 2 (1)

44	21741		BEINHOCKER Anna	2004					
----	-------	--	-----------------	------	---	--	--	--	--

++ Under 14 - Girls ++

1	64	20496	SCRANAGE-HARRISON Eleanor	2002		11.18	11.52	11.18	
2	69		HAWKINS Danielle	2001		11.42	11.50	11.42	0.24
2	63	21355	TAPSELL Charlotte	2001		11.54	11.42	11.42	0.24
4	76		HAWKINS Zara	2001		11.66	12.00	11.66	0.48
5	61		HAWKINS Lily	2001		12.09	11.97	11.97	0.79
6	74	20337	SKIPPER Megan	2001		12.10	12.58	12.10	0.92
7	103	19739	ROSE Rebecca	2002	SMK /	12.23	12.13	12.13	0.95

EASTERN REGION SNOWSPORTS ASSOCIATION
SKI CHAMPIONSHIPS 2014 (Hemel Snow Centre)
Super GS - Male & Female (incl Girls & Boys)
Unofficial ranking

Rank	Bib.	RegNo	Name	Year	====	Run 1	Run 2	Time	Gap
8	79	20725	WARMINGTON Harriet	2002		12.53	12.69	12.53	1.35
9	65	21001	LEVENE Grace	2001		12.79	12.58	12.58	1.40
10	102	20134	SOMAN Mia	2002		13.02	12.70	12.70	1.52
11	84	20441	STEVENS Lilyella	2002		13.05	13.10	13.05	1.87
12	97		NIGHTINGALE Jessica	2002		15.40	14.10	14.10	2.92










Did Not Start - Run 1 (1)

91			BELTON Scarlett	2002					
----	--	--	-----------------	------	---	--	--	--	--




Did Not Start - Run 2 (1)

91			BELTON Scarlett	2002					
----	--	--	-----------------	------	---	--	--	--	--




++ Under 14 - Boys ++

1	116		APPLETON Byron	2001		11.12	11.15	11.12	
2	166	20687	TROUNG Aaron	2001		11.40	11.60	11.40	0.28
3	127		LONGSTAFF Michael	2001		12.03	16.85	12.03	0.91
4	131	19855	BINGHAM Nicholas	2002		12.19	12.31	12.19	1.07
5	123	20481	HUDSON Thomas	2001		21.36	12.24	12.24	1.12
6	145	19774	BARTON Dominic	2002		12.42	12.33	12.33	1.21
7	178		VLAISAVLJEVIC ZAK	2002		13.25	13.18	13.18	2.06
8	154		GOMEZ CLARKE Jamie	2002		13.64	13.93	13.64	2.52
9	152		REYNOLDS Joshua Michael	2001		15.04	15.41	15.04	3.92















Did Not Start - Run 1 (3)

165			HARDING Luke	2002					
172			REID Justin	2001					
173			MICHAELS Joshua	2002					

Did Not Start - Run 2 (3)

165			HARDING Luke	2002					
172			REID Justin	2001					
173			MICHAELS Joshua	2002					

++ Under 16 - Girls ++

1	105	20599	SHERING Nicole	2000		11.14	11.29	11.14	
2	99	19712	BOTY Carys	1999		11.76	11.85	11.76	0.62
3	95		MCLEISH Alice	2000		11.92	11.96	11.92	0.78
3	72		DEAN Emily	1999		34.22	11.92	11.92	0.78
5	78	20439	STEVENS Annecy	2000		12.10	11.98	11.98	0.84
6	93	20999	BARDER Beatrice	1999		12.07	12.19	12.07	0.93
7	104		PETERSON Amy	1999		12.09	12.14	12.09	0.95
8	81		BLYTH Charlotte	1999		12.28	12.17	12.17	1.03
9	82	19746	BRADLEY Lydia	2000		12.59	12.26	12.26	1.12
10	75		WEBSTER Atlanta	2000		12.36	12.47	12.36	1.22
11	68	20339	BURROUGHS Hannah	2000		12.50	12.37	12.37	1.23
12	83		BELGER Hattie	1999		31.87	12.45	12.45	1.31
13	94		COLLEN Grace	2000		12.81	13.08	12.81	1.67
14	80		HAWES Claudie	1999		13.04	13.36	13.04	1.90

Did Not Start - Run 1 (1)

62			MANNBY Siobhan	2000					
----	--	--	----------------	------	---	--	--	--	--

















EASTERN REGION SNOWSPORTS ASSOCIATION
SKI CHAMPIONSHIPS 2014 (Hemel Snow Centre)
Super GS - Male & Female (incl Girls & Boys)
Unofficial ranking

Rank	Bib.	RegNo	Name	Year	====	Run 1	Run 2	Time	Gap
------	------	-------	------	------	------	-------	-------	------	-----






Did Not Start - Run 2 (1)

	62		MANNBY Siobhan	2000					
--	----	--	----------------	------	---	--	--	--	--






++ Under 16 - Boys ++

1	124	19854	BINGHAM Jonathan	1999		11.23	10.99	10.99	
2	122	18809	FENELEY William	1999		11.55	11.57	11.55	0.56
3	132	20184	NEWTON William	2000		11.62	11.68	11.62	0.63
3	121	21723	HOWE Charlie	2000		11.69	11.62	11.62	0.63
5	167		MCLEISH James	1999		11.73	11.95	11.73	0.74
6	125		HOLMES Thomas	1999		11.74	11.80	11.74	0.75
7	118		DAVIES Harry	1999		11.86	12.01	11.86	0.87
8	126		LANE Joshua	1999		12.02	12.16	12.02	1.03
9	130		CHILDS Lewis	1999		12.04	12.03	12.03	1.04
10	174		CASSIDY Finlay	1999		12.14	12.06	12.06	1.07
11	143		HEARNEY Christopher	1999		12.18	12.41	12.18	1.19
12	137	20126	THOMPSON Connor	2000		12.37	12.24	12.24	1.25
13	171		CASSIDY Cameron	1999		12.26	12.33	12.26	1.27
14	144		STEWARD Oliver	2000		13.03	12.67	12.67	1.68
15	180		CASSIDY Ethan	1999		13.27	13.18	13.18	2.19
16	146		WALES Joe	2000		13.43	13.39	13.39	2.40

Did Not Start - Run 1 (5)

	140		CLARKE Ed	2000					
	149		SPOONER Harrison	2000					
	151		PRINGLE Angus	2000					
	176		REID Jonty	1999					
	181	22056	SCHLOTE Harry	2000					









Did Not Start - Run 2 (5)

	140		CLARKE Ed	2000					
	149		SPOONER Harrison	2000					
	151		PRINGLE Angus	2000					
	176		REID Jonty	1999					
	181	22056	SCHLOTE Harry	2000					

++ Under 18 - Girls ++

1	66	20139	COE Megan	1997		11.59	11.42	11.42	
2	96	17752	SOMAN Bethany	1997		37.62	11.63	11.63	0.21

++ Under 18 - Boys ++

1	114	18810	FENELEY Luke	1997		11.28	11.28	11.28	
2	120	18661	WARMINGTON Richard	1997		11.38	39.85	11.38	0.10
3	112	20628	RICHARDSON Thomas	1997		11.39	11.53	11.39	0.11
4	164	19639	BARTON Daniel	1998		11.43	11.41	11.41	0.13
5	113	19713	BOTY Harry	1997		11.69	14.87	11.69	0.41
6	119		LEVENE Harry	1998		11.74	11.97	11.74	0.46
7	139		STEWARD Harry	1997		12.47	12.13	12.13	0.85
8	141		SYDER James	1998		12.23	12.14	12.14	0.86

EASTERN REGION SNOWSPORTS ASSOCIATION
SKI CHAMPIONSHIPS 2014 (Hemel Snow Centre)
Super GS - Male & Female (incl Girls & Boys)
Unofficial ranking

Rank	Bib.	RegNo	Name	Year	====	Run 1	Run 2	Time	Gap
------	------	-------	------	------	------	-------	-------	------	-----

Did Not Start - Run 1 (1)

	115		BRESKAL Bailey	1998					
--	-----	--	----------------	------	---	--	--	--	--

Did Not Start - Run 2 (1)

	115		BRESKAL Bailey	1998					
--	-----	--	----------------	------	---	--	--	--	--

++ Under 21 - Ladies ++

1	71	19016	SKIPPER Sophie	1995		12.07	11.93	11.93	
2	67		SELT Molly	1996		12.11	12.20	12.11	0.18




++ Under 21 - Men ++

1	117	20637	WIGMORE Mathew	1996		11.15	11.32	11.15	
2	182	19691	REIDY Luca	1996		11.20	11.54	11.20	0.05
3	136		REEDER James	1996	VIK /	11.67	11.83	11.67	0.52





++ Senior/Masters 1 - Ladies ++

1	92		MANCE Jessica	1978		13.04	13.19	13.04	
2	85		EDWARDS Donna	1984		16.65	18.43	16.65	3.61

++ Senior/Masters 1 - Men ++

1	169	17467	TREBILCOCK Robert	1993		10.55	10.77	10.55	
2	111	18629	MOLLOY Daniel	1993		11.46	11.56	11.46	0.91
3	150		GREEN Stuart	1978	HEM /	12.37	12.53	12.37	1.82
4	148		BELLAMY Edward	1987		12.40	12.62	12.40	1.85

++ Masters 2/Masters 3 - Ladies ++

1	73	14159	ANDERSON Beverley	1970		12.16	12.16	12.16	
2	70		SAMPSON Melissa	1971		12.25	12.19	12.19	0.03
3	77		STEVENS Holly	1968		13.02	12.74	12.74	0.58
4	101		TUTT Anna	1974		13.21	13.40	13.21	1.05

Did Not Start - Run 1 (2)

	98	20178	DEIGHTON Avelline	1967					
	100		LEONARD Heather	1973					













Did Not Start - Run 2 (2)

	98	20178	DEIGHTON Avelline	1967					
	100		LEONARD Heather	1973					

++ Masters 2/Masters 3 - Men ++

1	179		NIGHTINGALE Neal	1960		25.00	11.59	11.59	
---	-----	--	------------------	------	---	-------	-------	--------------	--

EASTERN REGION SNOWSPORTS ASSOCIATION
SKI CHAMPIONSHIPS 2014 (Hemel Snow Centre)
Super GS - Male & Female (incl Girls & Boys)
Unofficial ranking

Rank	Bib.	RegNo	Name	Year	====	Run 1	Run 2	Time	Gap
2	134	13217	SHARP Anthony	1968		11.62	11.87	11.62	0.03
3	177	19135	NORRIS John	1961			11.70	11.70	0.11
4	129		SINEY Rick	1965		11.71	11.76	11.71	0.12
5	138		HOLMES Peter	1966		11.78	12.10	11.78	0.19
6	133		OHSTEN Ben	1960		11.86	11.91	11.86	0.27
7	175		THOMAS Pat	1960		12.08	12.16	12.08	0.49
8	128	10372	ANDERSON Christopher	1959		12.42	12.16	12.16	0.57
9	147		MANNBY Jan-Olof	1963		12.20		12.20	0.61
10	170		ARLOTT Martin	1971		12.27	12.39	12.27	0.68
11	135		SYDER Mark	1967		12.93	12.75	12.75	1.16
12	142		GARRETT Mike	1966		12.78	13.08	12.78	1.19
13	153		BRADLEY Stephen	1956		13.91	14.06	13.91	2.32

Did Not Start - Run 1 (1)

168	8713	CLARKE Christopher	1959						
-----	------	--------------------	------	---	--	--	--	--	--

Disqualified - Run 1 (1)

177	19135	NORRIS John	1961				11.70		
-----	-------	-------------	------	---	--	--	-------	--	--

Did Not Start - Run 2 (1)

168	8713	CLARKE Christopher	1959						
-----	------	--------------------	------	---	--	--	--	--	--

Disqualified - Run 2 (1)

147		MANNBY Jan-Olof	1963			12.20			
-----	--	-----------------	------	---	--	-------	--	--	--