

EASTERN REGION SNOWSPORTS ASSOCIATION

SKI CHAMPIONSHIPS 2014 (Welwyn)

Special Slalom - U12's (Girls & Boys)

ERSA Championships - Final Ranking

Rank	Bib.	RegNo	Year	Cat	(Rank)	Name	====	Art	Sno	Run 1	Run 2	Run 3	Run 4	Time	Points	Perf
Ladies																
1	10		2003	U12	(1)	HOLMES Abby		NOR		* 12.88	13.91	* 12.82	13.44	25.70	0.00	- 16.87
2	1		2003	U12	(2)	BOTY Nia		HEM	ELI	* 12.88	12.91	* 13.04	13.27	25.92	5.31	+ 2.50
3	33		2005	U10	(1)	MANN Madeleine		VIK		* 13.87	14.55	14.70	* 14.20	28.07	57.18	+ 0.06
4	31		2003	U12	(3)	SHELLEY Annie		VIK		* 13.92	14.42	* 14.45	14.56	28.37	64.41	+ 21.61
5	12	20998	2003	U12	(4)	BARDER Katie		HEM		* 14.24	14.42	* 14.55	14.77	28.79	74.54	+ 30.46
6	34		2003	U12	(5)	MAWSON Carys		WGC		15.23	* 14.79	* 14.67	36.08	29.46	90.71	- 59.36
7	4		2004	U12	(6)	KING Emily		VIK		* 15.16	15.27	* 15.44	16.18	30.60	118.21	+ 14.58
8	6		2005	U10	(2)	BARTLETT Honor		VIK			* 16.67	* 15.09	15.24	31.76	146.19	+ 108.12
9	7		2006	U10	(3)	BLACKWELL Lucy		TAL		* 15.87	15.96	* 16.16	25.05	32.03	152.71	+ 38.38
10	19		2007	U08	(1)	TUTT Holly		HEM		16.69	* 16.11	* 16.48	17.52	32.59	166.22	+ 29.23
11	32		2003	U12	(7)	FROST Katie		WGC		* 16.33	16.56	* 16.34	16.89	32.67	168.15	-
12	23		2005	U10	(4)	ARLOTT Holly		HEM		* 17.10	17.25	18.20	* 18.18	35.28	231.11	+ 46.00
13	28		2007	U08	(2)	BUSHELL Grace		NOR		18.02	* 17.89	20.16	* 18.95	36.84	268.75	- 76.15
14	27		2004	U12	(8)	ROW Stella		VIK		18.36	* 18.17		* 19.83	38.00	296.73	- 5.38
15	29		2007	U08	(3)	KING Jessica		VIK		* 20.79	21.35	* 20.73	26.86	41.52	381.65	- 13.49

Did Not Start - Run 1 (1)

11	20440	2005	U10			STEVENS Cordelia		HEM								
----	-------	------	-----	--	--	------------------	--	-----	--	--	--	--	--	--	--	--

Did Not Finish - Run 1 (1)

6		2005	U10			BARTLETT Honor		VIK			* 16.67	* 15.09	15.24			
---	--	------	-----	--	--	----------------	--	-----	--	--	---------	---------	-------	--	--	--

Did Not Start - Run 2 (1)

11	20440	2005	U10			STEVENS Cordelia		HEM								
----	-------	------	-----	--	--	------------------	--	-----	--	--	--	--	--	--	--	--

Did Not Start - Run 3 (1)

11	20440	2005	U10			STEVENS Cordelia		HEM								
----	-------	------	-----	--	--	------------------	--	-----	--	--	--	--	--	--	--	--

Disqualified - Run 3 (1)

27		2004	U12			ROW Stella		VIK		18.36	* 18.17		* 19.83			
----	--	------	-----	--	--	------------	--	-----	--	-------	---------	--	---------	--	--	--

Did Not Start - Run 4 (1)

11	20440	2005	U10			STEVENS Cordelia		HEM								
----	-------	------	-----	--	--	------------------	--	-----	--	--	--	--	--	--	--	--

Men


















1	2	20884	2003	U12	(1)	THOMPSON Joseph		NOR	ELI	11.46	* 11.28	* 12.00		23.28	0.00	+ 6.12
---	---	-------	------	-----	-----	-----------------	--	-----	-----	-------	---------	---------	--	--------------	------	--------

EASTERN REGION SNOWSPORTS ASSOCIATION

SKI CHAMPIONSHIPS 2014 (Welwyn)

Special Slalom - U12's (Girls & Boys)

ERSA Championships - Final Ranking

Rank	Bib.	RegNo	Year	Cat	(Rank)	Name	====	Art	Sno	Run 1	Run 2	Run 3	Run 4	Time	Points	Perf
2	13	20748	2003	U12	(2)	DADE Tommy		NOR		11.53	* 11.53	* 11.89	12.11	23.42	3.73	+ 15.82
3	14	21194	2003	U12	(3)	NEWTON Charlie		HEM		* 12.66	12.88	13.56	* 13.41	26.07	74.30	+ 18.43
4	5		2003	U12	(4)	TURNER Alfie		HEM		* 12.86	13.43	* 13.58	13.78	26.44	84.16	- 23.78
5	15	20264	2003	U12	(5)	REIDY Thomas		HEM	WGC	13.13	* 12.58	18.61	* 13.89	26.47	84.96	+ 26.18
6	3	21604	2005	U10	(1)	OGDEN Alex		NOR	EVO	* 12.74	12.98	* 13.76	13.88	26.50	85.76	+ 35.67
7	8		2006	U10	(2)	DADE Jake		NOR		* 13.28	13.57	14.03	* 13.25	26.53	86.55	- 23.77
8	22		2003	U12	(6)	WILLIAMS Elliot		WGC		* 12.94	13.26	* 14.13	14.49	27.07	100.94	- 60.27
9	9		2005	U10	(3)	PARKER Travis		NOR		* 13.32	14.16	* 13.89	13.99	27.21	104.66	+ 26.44
10	20		2005	U10	(4)	LOUTH Ocsar		HEM		* 13.43	14.30	* 14.15	14.51	27.58	114.52	- 41.64
11	16		2003	U12	(7)	BUSHELL George		NOR	NOR	13.91	* 13.57	* 14.58	15.22	28.15	129.70	+ 16.66
12	18		2003	U12	(8)	MCANALLY Ewan		WGC		14.73	* 14.17	18.60	* 14.77	28.94	150.74	+ 26.56
13	24		2007	U08	(1)	SMITH Bradley		VIK		14.51	* 14.41	* 14.54	16.87	28.95	151.01	- 34.05
14	17		2006	U10	(5)	SMITH Ben		VIK			* 15.44	14.58	* 14.45	29.89	176.04	+ 54.36
15	25		2005	U10	(6)	PAGE-BROWNE Adam		WGC		16.30	* 15.75	15.66	* 15.57	31.32	214.12	+ 4.00
16	26		2007	U08	(2)	MITCHELL Kieran		NOR		* 15.88	16.40	17.25	* 16.11	31.99	231.97	- 4.15
17	30		2008	U08	(3)	MINTON-LEE Frankie		WGC		* 18.85	20.90	* 18.71	19.04	37.56	380.31	- 133.09
18	21		2005	U10	(7)	WALES Jonathan		NOR		14.61	* 14.33		* 51.03	1:05.36	1120.69	+ 963.78

Did Not Finish - Run 1 (1)

17		2006	U10			SMITH Ben		VIK			* 15.44	14.58	* 14.45			
----	--	------	-----	--	--	-----------	---	-----	--	--	---------	-------	---------	--	--	--

Disqualified - Run 3 (1)

21		2005	U10			WALES Jonathan		NOR		14.61	* 14.33		* 51.03			
----	--	------	-----	--	--	----------------	--	-----	--	-------	---------	--	---------	--	--	--

Did Not Finish - Run 4 (1)

2	20884	2003	U12			THOMPSON Joseph		NOR	ELI	11.46	* 11.28	* 12.00				
---	-------	------	-----	--	--	-----------------	---	-----	-----	-------	---------	---------	--	--	--	--

Technical Delegate

EASTERN REGION SNOWSPORTS ASSOCIATION

SKI CHAMPIONSHIPS 2014 (Welwyn)

Special Slalom - Female & Male

ERSA Championships - Final Ranking

Rank	Bib.	RegNo	Year	Cat	(Rank)	Name	====	Art	Sno	Run 1	Run 2	Run 3	Run 4	Time	Points	Perf
------	------	-------	------	-----	--------	------	------	-----	-----	-------	-------	-------	-------	------	--------	------

Ladies

1	71	19016	1995	U21	(1)	SKIPPER Sophie		NOR	NOR	11.05	* 10.97	* 10.83	11.33	21.80	0.00	+ 0.43
2	66	20139	1997	U18	(1)	COE Megan		NOR		* 10.70	11.01	12.00	* 11.41	22.11	8.82	+ 11.44
3	86	19235	1999	U16	(1)	ROYAL Natasha		VIK	BSA	* 11.39	11.53	* 12.51		23.90	59.72	+ 21.75
4	74	20337	2001	U14	(1)	SKIPPER Megan		NOR		11.74	* 11.36		* 12.64	24.00	62.57	+ 31.61
5	64	20496	2002	U14	(2)	SCRANAGE-HARRISON Eleanor		HEM		12.19	* 11.95	12.70	* 12.46	24.41	74.23	+ 19.32
6	68	20339	2000	U16	(2)	BURROUGHS Hannah		NOR		12.02	* 11.87	13.05	* 12.68	24.55	78.21	- 2.54
7	73	14159	1970	M23	(1)	ANDERSON Beverley		VIK	K-	* 12.22	12.23	13.35	* 12.63	24.85	86.74	+ 43.70
8	72		1999	U16	(3)	DEAN Emily		HEM	HEM	* 11.89		* 13.40		25.29	99.26	+ 40.93
9	70		1971	M23	(2)	SAMPSON Melissa		NOR		12.54	* 12.29	* 13.12	13.14	25.41	102.67	+ 15.82
10	69		2001	U14	(3)	HAWKINS Danielle		HEM		12.61	* 12.40	13.85	* 13.13	25.53	106.08	+ 29.38
11	61		2001	U14	(4)	HAWKINS Lily		HEM		12.92	* 12.48	14.11	* 13.14	25.62	108.64	+ 17.15
12	76		2001	U14	(5)	HAWKINS Zara		HEM		12.70	* 12.58	13.83	* 13.59	26.17	124.28	+ 16.99
13	75		2000	U16	(4)	WEBSTER Atlanta		NOR		13.24	* 12.75		* 13.66	26.41	131.11	+ 39.22
14	79	20725	2002	U14	(6)	WARMINGTON Harriet		HEM		12.91	* 12.86	14.12	* 14.09	26.95	146.47	+ 20.43
15	81		1999	U16	(5)	BLYTH Charlotte		HEM		13.40	* 12.92	* 14.04	14.37	26.96	146.75	+ 1.04
16	80		1999	U16	(6)	HAWES Claudie		NOR		13.92	* 13.12	14.02	* 14.02	27.14	151.87	+ 17.45
17	67		1996	U21	(2)	SELT Molly		VIK		12.60	* 12.52	15.21	* 14.75	27.27	155.57	+ 58.60
18	89	20345	2000	U16	(7)	GARMENT Hattie		HEM		* 12.89	12.92		* 14.66	27.55	163.53	- 0.18
19	65	21001	2001	U14	(7)	LEVENE Grace		VIK		13.54	* 13.28	15.15	* 14.70	27.98	175.76	+ 90.11
20	82	19746	2000	U16	(8)	BRADLEY Lydia		HEM		14.04	* 13.75	14.87	* 14.54	28.29	184.58	+ 33.47
21	83		1999	U16	(9)	BELGER Hattie		HEM		18.66	* 13.51	20.38	* 14.83	28.34	186.00	+ 29.18
22	87		1963	M23	(3)	LALLY Nicola		VIK		14.12	* 13.78	19.33	* 15.02	28.80	199.08	+ 39.86
23	88		2002	U14	(8)	SHELLEY Madeline		VIK		14.66	* 14.45	* 15.37	15.43	29.82	228.09	- 19.80
24	85		1984	SM1	(1)	EDWARDS Donna		VIK		20.81	* 19.35	20.89	* 19.70	39.05	490.60	+ 120.57

Did Not Start - Run 1 (6)

62		2000	U16			MANNBY Siobhan		VIK								
63	21355	2001	U14			TAPSELL Charlotte		HEM	CHT							
77		1968	M23			STEVENS Holly		HEM								
78	20439	2000	U16			STEVENS Anney		HEM								
84	20441	2002	U14			STEVENS Liliyella		HEM								
90		1998	U18			CUTHBERT Isabella		WGC								

Did Not Start - Run 2 (6)

62		2000	U16			MANNBY Siobhan		VIK								
63	21355	2001	U14			TAPSELL Charlotte		HEM	CHT							
77		1968	M23			STEVENS Holly		HEM								
78	20439	2000	U16			STEVENS Anney		HEM								
84	20441	2002	U14			STEVENS Liliyella		HEM								
90		1998	U18			CUTHBERT Isabella		WGC								

EASTERN REGION SNOWSPORTS ASSOCIATION

SKI CHAMPIONSHIPS 2014 (Welwyn)

Special Slalom - Female & Male


ERSA Championships - Final Ranking

Rank	Bib.	RegNo	Year	Cat	(Rank)	Name	====	Art	Sno	Run 1	Run 2	Run 3	Run 4	Time	Points	Perf
------	------	-------	------	-----	--------	------	------	-----	-----	-------	-------	-------	-------	------	--------	------

Disqualified - Run 2 (1)

	72		1999	U16		DEAN Emily		HEM	HEM	* 11.89		* 13.40				
--	----	--	------	-----	--	------------	---	-----	-----	---------	--	---------	--	--	--	--

Did Not Start - Run 3 (6)

	62		2000	U16		MANNBY Siobhan		VIK								
	63	21355	2001	U14		TAPSELL Charlotte		HEM	CHT							
	77		1968	M23		STEVENS Holly		HEM								
	78	20439	2000	U16		STEVENS Annecy		HEM								
	84	20441	2002	U14		STEVENS Lilyella		HEM								
	90		1998	U18		CUTHBERT Isabella		WGC								

Did Not Finish - Run 3 (1)

	75		2000	U16		WEBSTER Atlanta		NOR		13.24	* 12.75		* 13.66			
--	----	--	------	-----	--	-----------------	---	-----	--	-------	---------	--	---------	--	--	--

Disqualified - Run 3 (2)

	74	20337	2001	U14		SKIPPER Megan		NOR		11.74	* 11.36		* 12.64			
	89	20345	2000	U16		GARMENT Hattie		HEM		* 12.89	12.92		* 14.66			

Did Not Start - Run 4 (6)

	62		2000	U16		MANNBY Siobhan		VIK								
	63	21355	2001	U14		TAPSELL Charlotte		HEM	CHT							
	77		1968	M23		STEVENS Holly		HEM								
	78	20439	2000	U16		STEVENS Annecy		HEM								
	84	20441	2002	U14		STEVENS Lilyella		HEM								
	90		1998	U18		CUTHBERT Isabella		WGC								

Disqualified - Run 4 (2)

	72		1999	U16		DEAN Emily		HEM	HEM	* 11.89		* 13.40				
	86	19235	1999	U16		ROYAL Natasha		VIK	BSA	* 11.39	11.53	* 12.51				

Men


























1	111	18629	1993	SM1	(1)	MOLLOY Daniel		NOR		10.22	* 9.68	* 10.46		20.14	0.00	- 2.90
2	117	20637	1996	U21	(1)	WIGMORE Mathew		NOR		10.15	* 9.95	* 10.43	10.79	20.38	7.39	+ 10.08
3	112	20628	1997	U18	(1)	RICHARDSON Thomas		NOR		10.05	* 10.00	* 10.43		20.43	8.93	+ 9.59
4	113	19713	1997	U18	(2)	BOTY Harry		HEM	ELI	10.90	* 10.53	* 10.94	11.06	21.47	40.94	- 3.19
5	114	18810	1997	U18	(3)	FENELEY Luke		NOR	BSA	10.65	* 10.33		* 11.33	21.66	46.79	+ 20.46
6	116		2001	U14	(1)	APPLETON Byron		HEM		10.90	* 10.72	11.71	* 11.42	22.14	61.57	- 8.20
7	115		1998	U18	(4)	BRESKAL Bailey		WGC		10.92	* 10.81	11.66	* 11.40	22.21	63.72	+ 6.48
8	124	19854	1999	U16	(1)	BINGHAM Jonathan		ESX		* 10.77	10.82		* 11.46	22.23	64.34	+ 26.50
9	118		1999	U16	(2)	DAVIES Harry		NOR		10.94	* 10.72	* 11.61		22.33	67.42	+ 17.27
10	125		1999	U16	(3)	HOLMES Thomas		NOR		23.20	* 10.89		* 11.53	22.42	70.19	+ 23.11
11	120	18661	1997	U18	(5)	WARMINGTON Richard		HEM		* 11.07	11.10	* 11.59	11.78	22.66	77.58	+ 36.56
12	121	21723	2000	U16	(4)	HOWE Charlie		NOR	ELI	* 10.91	11.02	* 11.87		22.78	81.27	+ 8.63
13	123	20481	2001	U14	(2)	HUDSON Thomas		NOR		* 11.03	11.04	12.17	* 11.83	22.86	83.73	+ 33.52
14	132	20184	2000	U16	(5)	NEWTON William		HEM		* 11.15	11.24	12.90	* 11.78	22.93	85.89	- 16.64
15	127		2001	U14	(3)	LONGSTAFF Michael		WGC		11.51	* 11.17	12.02	* 11.80	22.97	87.12	+ 2.10
16	122	18809	1999	U16	(6)	FENELEY William		NOR	BSA	11.31	* 10.96	13.24	* 12.10	23.06	89.89	+ 15.93
17	126		1999	U16	(7)	LANE Joshua		NOR		21.29	* 11.56	11.95	* 11.61	23.17	93.28	+ 12.49
18	130		1999	U16	(8)	CHILDS Lewis		WGC		* 10.97	10.98	* 12.24		23.21	94.51	- 6.57
19	134	13217	1968	M23	(1)	SHARP Anthony		HEM		11.48	* 11.44	12.63	* 12.49	23.93	116.67	+ 5.15
20	137	20126	2000	U16	(9)	THOMPSON Connor		VIK		* 11.50		12.75	* 12.61	24.11	122.21	+ 0.47

EASTERN REGION SNOWSPORTS ASSOCIATION

SKI CHAMPIONSHIPS 2014 (Welwyn)

Special Slalom - Female & Male

ERSA Championships - Final Ranking

Rank	Bib.	RegNo	Year	Cat	(Rank)	Name	====	Art	Sno	Run 1	Run 2	Run 3	Run 4	Time	Points	Perf
21	160		2000	U16	(10)	HOWE Harry		NOR	ELI	12.04	* 11.84	13.29	* 12.77	24.61	137.61	+ 38.78
21	128	10372	1959	M23	(2)	ANDERSON Christopher		VIK	K-	12.15	* 11.88	* 12.73		24.61	137.61	+ 48.98
23	131	19855	2002	U14	(4)	BINGHAM Nicholas		ESX	SASA	* 11.65	11.74	* 12.98	13.11	24.63	138.22	+ 35.72
24	129		1965	M23	(3)	SINEY Rick		BAS		12.09	* 11.73	13.18	* 12.93	24.66	139.15	+ 45.82
25	136		1996	U21	(2)	REEDER James		VIK		12.75	* 12.09	13.58	* 13.11	25.20	155.77	+ 34.22
26	139		1997	U18	(6)	STEWART Harry		NOR		* 11.98	12.12	* 13.37	13.59	25.35	160.39	+ 24.19
26	138		1966	M23	(4)	HOLMES Peter		NOR		12.10	* 11.67	* 13.68	13.89	25.35	160.39	+ 33.47
28	163	20613	2001	U14	(5)	WILLIS James		SMK	SMK	12.33	* 12.30		* 13.08	25.38	161.31	+ 4.28
29	135		1967	M23	(5)	SYDER Mark		NOR		12.67	* 12.20		* 13.50	25.70	171.16	+ 52.70
30	141		1998	U18	(7)	SYDER James		NOR		* 12.26	12.46	14.51	* 13.62	25.88	176.70	+ 23.05
31	119		1998	U18	(8)	LEVENE Harry		VIK		* 12.67	12.69	14.40	* 13.41	26.08	182.86	+ 102.10
32	161		2000	U16	(11)	WARSOP Rowan		NOR	NOR	* 12.78	19.67	13.88	* 13.61	26.39	192.40	+ 4.00
33	157		1996	U21	(3)	WILSON Geoffrey		VIK		* 12.33	12.38		* 14.43	26.76	203.79	+ 43.77
34	143		1999	U16	(12)	HEARNEY Christopher		NOR		12.89	* 12.66	21.94	* 14.24	26.90	208.10	+ 43.43
35	147		1963	M23	(6)	MANNBY Jan-Olof		VIK		13.44	* 13.06	* 13.87	14.04	26.93	209.03	+ 32.74
36	158		1999	U16	(13)	PAYNE George		ESX	BAS	13.38	* 13.04	14.22	* 14.10	27.14	215.49	+ 29.53
37	148		1987	SM1	(2)	BELLAMY Edward		NOR		* 13.11	13.28	14.97	* 14.10	27.21	217.65	+ 36.60
38	150		1978	SM1	(3)	GREEN Stuart		HEM	HEM	13.54	* 13.24	14.81	* 13.98	27.22	217.95	- 6.31
39	146		2000	U16	(14)	WALES Joe		NOR		13.15	* 12.92	15.29	* 14.33	27.25	218.88	+ 46.79
40	145	19774	2002	U14	(6)	BARTON Dominic		HEM	SMK	13.58	* 13.15	* 14.11	14.12	27.26	219.19	+ 47.18
41	155		1941	M23	(7)	SMITH Michael		BAS	BAS	14.28	* 13.15	14.36	* 14.19	27.34	221.65	+ 32.04
42	154		2002	U14	(7)	GOMEZ CLARKE Jamie		NOR		* 13.46	13.80	* 15.61		29.07	274.91	- 242.14
43	142		1966	M23	(8)	GARRETT Mike		NOR		13.72	* 13.66	* 15.47		29.13	276.75	+ 122.46
44	156		2002	U14	(8)	CUTHBERT Hugo	WGC	WGC		14.61	* 14.34	15.38	* 15.01	29.35	283.53	- 55.66
45	152		2001	U14	(9)	REYNOLDS Joshua Michael		NOR		* 14.52		23.89	* 16.18	30.70	325.08	+ 27.31
46	153		1956	M23	(9)	BRADLEY Stephen		HEM		* 15.51	15.65	17.12	* 17.10	32.61	383.88	+ 38.85

Did Not Start - Run 1 (5)

140	2000	U16	CLARKE Ed		HEM	SMK
149	2000	U16	SPOONER Harrison		VIK	
151	2000	U16	PRINGLE Angus		NOR	
159	2001	U14	HADDEN Alex		ESX	
162	1997	U18	DOWDEN Mason		VIK	

Did Not Start - Run 2 (5)

140	2000	U16	CLARKE Ed		HEM	SMK
149	2000	U16	SPOONER Harrison		VIK	
151	2000	U16	PRINGLE Angus		NOR	
159	2001	U14	HADDEN Alex		ESX	
162	1997	U18	DOWDEN Mason		VIK	

Did Not Finish - Run 2 (1)

152	2001	U14	REYNOLDS Joshua Michael		NOR	* 14.52	23.89	* 16.18
-----	------	-----	-------------------------	---	-----	---------	-------	---------

Disqualified - Run 2 (1)

137	20126	2000	U16	THOMPSON Connor		VIK	* 11.50	12.75	* 12.61
-----	-------	------	-----	-----------------	---	-----	---------	-------	---------

Did Not Start - Run 3 (5)

140	2000	U16	CLARKE Ed		HEM	SMK
149	2000	U16	SPOONER Harrison		VIK	
151	2000	U16	PRINGLE Angus		NOR	
159	2001	U14	HADDEN Alex		ESX	
162	1997	U18	DOWDEN Mason		VIK	

EASTERN REGION SNOWSPORTS ASSOCIATION

SKI CHAMPIONSHIPS 2014 (Welwyn)

Special Slalom - Female & Male

ERSA Championships - Final Ranking

Rank	Bib.	RegNo	Year	Cat	(Rank)	Name	====	Art	Sno	Run 1	Run 2	Run 3	Run 4	Time	Points	Perf
------	------	-------	------	-----	--------	------	------	-----	-----	-------	-------	-------	-------	------	--------	------

Did Not Finish - Run 3 (5)

114	18810	1997	U18			FENELEY Luke		NOR	BSA	10.65	* 10.33		* 11.33			
124	19854	1999	U16			BINGHAM Jonathan		ESX		* 10.77	10.82		* 11.46			
125		1999	U16			HOLMES Thomas		NOR		23.20	* 10.89		* 11.53			
157		1996	U21			WILSON Geoffrey		VIK		* 12.33	12.38		* 14.43			
163	20613	2001	U14			WILLIS James		SMK	SMK	12.33	* 12.30		* 13.08			

Disqualified - Run 3 (3)

133		1960	M23			OHSTEN Ben		NOR		12.32	* 12.07					
135		1967	M23			SYDER Mark		NOR		12.67	* 12.20		* 13.50			
144		2000	U16			STEWART Oliver		NOR		13.44	* 13.22					

Did Not Start - Run 4 (5)

140		2000	U16			CLARKE Ed		HEM	SMK							
149		2000	U16			SPOONER Harrison		VIK								
151		2000	U16			PRINGLE Angus		NOR								
159		2001	U14			HADDEN Alex		ESX								
162		1997	U18			DOWDEN Mason		VIK								

Did Not Finish - Run 4 (5)

118		1999	U16			DAVIES Harry		NOR		10.94	* 10.72	* 11.61				
121	21723	2000	U16			HOWE Charlie		NOR	ELI	* 10.91	11.02	* 11.87				
128	10372	1959	M23			ANDERSON Christopher		VIK	K-	12.15	* 11.88	* 12.73				
142		1966	M23			GARRETT Mike		NOR		13.72	* 13.66	* 15.47				
154		2002	U14			GOMEZ CLARKE Jamie		NOR		* 13.46	13.80	* 15.61				

Disqualified - Run 4 (5)

111	18629	1993	SM1			MOLLOY Daniel		NOR		10.22	* 9.68	* 10.46				
112	20628	1997	U18			RICHARDSON Thomas		NOR		10.05	* 10.00	* 10.43				
130		1999	U16			CHILDS Lewis		WGC		* 10.97	10.98	* 12.24				
133		1960	M23			OHSTEN Ben		NOR		12.32	* 12.07					
144		2000	U16			STEWART Oliver		NOR		13.44	* 13.22					

Technical Delegate