

# EASTERN REGION SNOWSPORTS ASSOCIATION 2014

## BAS "Team Evolution" Summer League

### Special Slalom - Female & Male (U12's)

### ERSA Summer League - Final Ranking - Points



Rank	Bib.	RegNo	Year	Cat	(Rank)	Name	.....	Art	Sno	Run-1	Run-2	Run-3	Time	Points	Perf ng
------	------	-------	------	-----	--------	------	-------	-----	-----	-------	-------	-------	------	--------	---------

#### ++ Under 08 - Girls ++

1	33	2007	U08	(1)	TUTT Holly		HEM			13.97 *	13.52 *	13.28	<b>26.80</b>	146.07	+ 27.27
2	36	2007	U08	(2)	BUSHELL Grace		NOR			16.97 *	14.54 *	16.05	<b>30.59</b>	254.40	-
3	29	2007	U08	(3)	KING Jessica		VIK			19.75 *	17.82 *	18.40	<b>36.22</b>	415.33	+ 40.87

#### ++ Under 08 - Boys ++

1	9	2007	U08	(1)	SMITH Bradley		VIK			13.46 *	13.02 *	12.99	<b>26.01</b>	196.52	- 2.17
2	13	2007	U08	(2)	MITCHELL Kieran		NOR			14.41 *	14.36 *	14.32	<b>28.68</b>	280.33	+ 0.04

#### ++ Under 10 - Boys ++

1	5	2005	U10	(1)	PARKER Travis		NOR			11.25 *	11.22 *	10.90	<b>22.12</b>	74.40	- 7.71
2	1	2006	U10	(2)	DADE Jake		NOR			12.05 *	11.51 *	11.57	<b>23.08</b>	104.54	- 6.32
3	4	2006	U10	(3)	SMITH Ben		VIK				* 11.95 *	11.66	<b>23.61</b>	121.17	+ 12.09
4	12	2005	U10	(4)	WALES Jonathan		NOR			* 12.40	12.54 *	11.94	<b>24.34</b>	144.09	- 16.09
5	8	2005	U10	(5)	PAGE-BROWNE Adam		WGC			* 13.75	13.77 *	13.65	<b>27.40</b>	240.15	+ 14.44

#### Did Not Start - Run-1 (1)

15	2006	U10	DE FRIEND Kye		ESX
----	------	-----	---------------	---	-----

#### Did Not Finish - Run-1 (1)

4	2006	U10	SMITH Ben		VIK	* 11.95 *	11.66
---	------	-----	-----------	---	-----	-----------	-------

#### Did Not Start - Run-2 (1)

15	2006	U10	DE FRIEND Kye		ESX
----	------	-----	---------------	---	-----


#### Did Not Start - Run-3 (1)

15	2006	U10	DE FRIEND Kye		ESX
----	------	-----	---------------	---	-----

#### ++ Under 10 - Girls ++

1	35	2006	U10	(1)	BLACKWELL Lucy		TAL			13.21 *	12.45 *	12.72	<b>25.17</b>	99.47	- 21.28
2	28	2005	U10	(2)	ARLOTT Holly		HEM			15.63 *	13.92 *	13.57	<b>27.49</b>	165.79	- 8.25

#### Did Not Start - Run-1 (1)

30	2005	U10	SELT Olivia		VIK
----	------	-----	-------------	---	-----

## EASTERN REGION SNOWSPORTS ASSOCIATION 2014

## BAS "Team Evolution" Summer League

## Special Slalom - Female &amp; Male (U12's)

## ERSA Summer League - Final Ranking - Points

Rank	Bib.	RegNo	Year	Cat	(Rank)	Name	.....	Art	Sno	Run-1	Run-2	Run-3	Time	Points	Perf
------	------	-------	------	-----	--------	------	-------	-----	-----	-------	-------	-------	------	--------	------









## Did Not Start - Run-2 (1)

30		2005	U10			SELT Olivia		VIK							
----	--	------	-----	--	--	-------------	---	-----	--	--	--	--	--	--	--

## Did Not Start - Run-3 (1)

30		2005	U10			SELT Olivia		VIK							
----	--	------	-----	--	--	-------------	---	-----	--	--	--	--	--	--	--

## ++ Under 12 - Boys ++

1	6	20884	2003	U12	(1)	THOMPSON Joseph		NOR	ELI	10.00	* 9.84	* 9.91	<b>19.75</b>	0.00	+ 16.77
2	7	20748	2003	U12	(2)	DADE Tommy		NOR	AMB	* 10.11	* 9.94	10.19	<b>20.05</b>	9.42	+ 26.00
3	2	20264	2003	U12	(3)	REIDY Thomas		HEM	K--	10.86	* 10.62	* 10.79	<b>21.41</b>	52.11	- 10.94
4	10	21194	2003	U12	(4)	NEWTON Charlie		HEM	HEM	11.39	* 10.89	* 10.63	<b>21.52</b>	55.56	+ 4.18
5	14		2003	U12	(5)	BUSHELL George		NOR	NOR	12.32	* 11.08	* 11.01	<b>22.09</b>	73.46	- 58.11
6	11		2004	U12	(6)	B EGLIN Thomas		HEM		11.53	* 11.52	* 11.39	<b>22.91</b>	99.20	- 30.30
7	17		2003	U12	(7)	WILLIAMS Elliot		WGC		12.32	* 11.64	* 12.23	<b>23.87</b>	129.34	- 111.96
8	16		2003	U12	(8)	TAMANA Hari		HEM		14.56	* 13.31	* 12.86	<b>26.17</b>	201.54	- 197.97

## Did Not Start - Run-1 (1)

3		2003	U12			MCANALLY Ewan		WGC							
---	--	------	-----	--	--	---------------	---	-----	--	--	--	--	--	--	--




## Did Not Start - Run-2 (1)

3		2003	U12			MCANALLY Ewan		WGC							
---	--	------	-----	--	--	---------------	---	-----	--	--	--	--	--	--	--

## Did Not Start - Run-3 (1)

3		2003	U12			MCANALLY Ewan		WGC							
---	--	------	-----	--	--	---------------	---	-----	--	--	--	--	--	--	--

## ++ Under 12 - Girls ++

1	23		2003	U12	(1)	BOTY Nia		HEM	ELI	11.11	* 10.83	* 10.86	<b>21.69</b>	0.00	+ 15.38
2	22		2003	U12	(2)	HOLMES Abby		NOR		11.82	* 11.10	* 10.87	<b>21.97</b>	8.00	+ 6.34
3	24	20998	2003	U12	(3)	BARDER Katie		HEM	HEM	11.81	* 11.72	* 11.49	<b>23.21</b>	43.45	+ 12.03
4	21		2003	U12	(4)	SHELLEY Annie		VIK		12.20	* 11.65	* 11.79	<b>23.44</b>	50.02	+ 25.41
5	26		2003	U12	(5)	WEST Sophie		VIK		12.00	* 11.80	* 11.95	<b>23.75</b>	58.88	+ 11.95
6	32		2003	U12	(6)	MAWSON Carys		WGC		* 12.52	12.67	* 12.39	<b>24.91</b>	92.04	- 46.50
7	31		2004	U12	(7)	KING Emily		VIK		13.32	* 12.93	* 12.86	<b>25.79</b>	117.20	+ 25.58
8	25	20678	2003	U12	(8)	CUTHBERT Tia		VIK		16.08	* 15.49	* 15.21	<b>30.70</b>	257.55	+ 16.72
9	27		2004	U12	(9)	ROW Stella		VIK		* 16.64	* 15.93	16.65	<b>32.57</b>	311.00	- 61.44

## Did Not Start - Run-1 (2)

34		2003	U12			ELLIFF Alexa		VIK							
37		2004	U12			DE FRIEND Faye		ESX							

## Did Not Start - Run-2 (2)

34		2003	U12			ELLIFF Alexa		VIK							
37		2004	U12			DE FRIEND Faye		ESX							

## Did Not Start - Run-3 (2)

34		2003	U12			ELLIFF Alexa		VIK							
37		2004	U12			DE FRIEND Faye		ESX							

## EASTERN REGION SNOWSPORTS ASSOCIATION 2013

### BAS "Team Evolution" Summer League

#### Special Slalom - Female & Male

#### ERSA Summer League - Final Ranking - Points



Rank	Bib.	RegNo	Year	Cat	(Rank)	Name	.....	Art	Sno	Run-1	Run-2	Run-3	Time	Points	Perf ng
<b>++ Under 14 - Girls ++</b>															
1	118	20337	2001	U14	(1)	SKIPPER Megan		NOR	NOR	* 11.22	11.48	* 10.97	<b>22.19</b>	33.27	- 11.22
2	121	20496	2002	U14	(2)	SCRANAGE-HARRISON Elenor		HEM	HEM	* 11.37	11.95	* 11.57	<b>22.94</b>	55.35	- 6.05
3	120		2001	U14	(3)	LUCK Jemma		NOR		* 11.91	11.92	* 11.73	<b>23.64</b>	75.95	+ 18.74
4	131		2001	U14	(4)	HAWKINS Lily		HEM		12.63	* 12.07	* 12.22	<b>24.29</b>	95.09	- 4.91
5	126	21001	2001	U14	(5)	LEVENE Grace		VIK		12.32	* 12.17	* 12.34	<b>24.51</b>	101.57	+ 19.02
6	127		2001	U14	(6)	HAWKINS Danielle		HEM		12.89	* 12.66	* 12.40	<b>25.06</b>	117.76	+ 35.07
7	136		2001	U14	(7)	KERSHAW Ellie		NOR		13.36	* 12.56	* 12.53	<b>25.09</b>	118.64	- 25.73
8	134	20725	2002	U14	(8)	WARMINGTON Harriet		HEM	HEM	* 12.52	12.68	* 12.58	<b>25.10</b>	118.94	- 13.71
9	132		2002	U14	(9)	BARNARD Xynia		NOR		* 12.47	12.49	* 12.66	<b>25.13</b>	119.82	+ 15.65
10	133		2001	U14	(10)	HAWKINS Zara		HEM		13.00	* 12.65	* 12.50	<b>25.15</b>	120.41	- 3.61
11	143		2001	U14	(11)	CAMPBELL Ellen		WGC		14.92	* 14.58	* 14.31	<b>28.89</b>	230.51	- 61.19
12	141		2002	U14	(12)	SHELLEY Madeline		VIK		15.04	* 14.53	* 14.37	<b>28.90</b>	230.81	- 8.36

#### Did Not Finish - Run-3 (1)

123	21355	2001	U14			TAPSELL Charlotte		HEM	CHT	10.69	* 10.43				
-----	-------	------	-----	--	--	-------------------	--	-----	-----	-------	---------	--	--	--	--

#### ++ Under 14 - Boys ++

1	54	20687	2001	U14	(1)	TROUNG Aaron		VIK	AMB	10.27	* 10.03	* 10.10	<b>20.13</b>	47.77	+ 18.63
2	66		2001	U14	(2)	APPLETON Byron		HEM		10.72	* 10.33	* 10.33	<b>20.66</b>	65.35	- 9.36
3	73		2001	U14	(3)	LONGSTAFF Michael		WGC		10.92	* 10.66	* 10.63	<b>21.29</b>	86.25	- 8.00
4	75	19855	2002	U14	(4)	BINGHAM Nicholas		ESX	SAS	11.63	* 11.08	* 11.20	<b>22.28</b>	119.09	+ 16.43
5	83	20766	2001	U14	(5)	HUMPHREYS Charlie		HEM	TSN	12.78	* 11.47	* 11.89	<b>23.36</b>	154.92	+ 7.29
6	89		2001	U14	(6)	BUTTERS Harvey		VIK			* 11.89	* 11.80	<b>23.69</b>	165.86	+ 1.86
7	91		2002	U14	(7)	YARROW Raffi		VIK		12.70	* 12.14	* 11.92	<b>24.06</b>	178.14	- 6.54
8	86		2001	U14	(8)	MCCABE-ABLE Maximus		VIK		* 12.17	16.94	* 11.90	<b>24.07</b>	178.47	+ 26.14
9	81		2001	U14	(9)	KING Patrick		NOR		12.60	* 12.30	* 11.97	<b>24.27</b>	185.10	+ 56.95
10	95		2001	U14	(10)	HADDEN Alex		ESX		12.82	* 12.33	* 12.36	<b>24.69</b>	199.04	- 15.79
11	99		2001	U14	(11)	REYNOLDS Joshua		NOR		14.60	* 14.42	* 13.87	<b>28.29</b>	318.46	+ 3.40
12	100		2002	U14	(12)	HARDING Luke		ESX			* 14.60	* 13.95	<b>28.55</b>	327.08	- 3.50
13	104		2002	U14	(13)	CUTHBERT Hugo		WGC		15.30	* 14.53	* 14.03	<b>28.56</b>	327.42	- 97.06

#### Did Not Finish - Run-1 (1)

89		2001	U14			BUTTERS Harvey		VIK			* 11.89	* 11.80			
----	--	------	-----	--	--	----------------	--	-----	--	--	---------	---------	--	--	--

#### Disqualified - Run-1 (1)

100		2002	U14			HARDING Luke		ESX			* 14.60	* 13.95			
-----	--	------	-----	--	--	--------------	--	-----	--	--	---------	---------	--	--	--

## EASTERN REGION SNOWSPORTS ASSOCIATION 2013

## BAS "Team Evolution" Summer League

## Special Slalom - Female &amp; Male

## ERSA Summer League - Final Ranking - Points

Rank	Bib.	RegNo	Year	Cat	(Rank)	Name	.....	Art	Sno	Run-1	Run-2	Run-3	Time	Points	Perf
<b>++ Under 16 - Girls ++</b>															
1	111	19712	1999	U16	(1)	BOTY Carys		HEM	ELI	11.17	* 10.92	* 10.75	<b>21.67</b>	17.96	- 12.79
2	122	20840	1999	U16	(2)	SNOW Elise		HEM	TEL	* 10.76	11.40	* 10.99	<b>21.75</b>	20.31	+ 17.46
3	114	19235	1999	U16	(3)	ROYAL Natasha		VIK	BSA		* 11.64	* 11.37	<b>23.01</b>	57.41	+ 25.65
4	124		1999	U16	(4)	DEAN Emily		HEM		12.10	* 11.77	* 11.71	<b>23.48</b>	71.24	+ 16.66
5	113		1999	U16	(5)	MCCABE-ABLE Scarlett		VIK		* 11.57		* 11.93	<b>23.50</b>	71.83	- 1.51
6	130	20999	1999	U16	(6)	BARDER Beatrice		HEM	HEM	12.05	* 11.83	* 11.74	<b>23.57</b>	73.89	- 22.00
7	128		2000	U16	(7)	WEBSTER Atlanta		NOR		12.52	* 12.45	* 12.46	<b>24.91</b>	113.34	+ 28.66
8	139		1999	U16	(8)	HAWES Claudia		NOR		13.47	* 12.89	* 12.70	<b>25.59</b>	133.36	- 53.74
9	137	19746	2000	U16	(9)	BRADLEY Lydia		HEM	HEM	13.38	* 13.37	* 13.29	<b>26.66</b>	164.86	+ 17.50
10	142		1999	U16	(10)	ELPHICK Alex		ESX		15.59	* 14.79	* 14.90	<b>29.69</b>	254.06	- 8.51

## Did Not Start - Run-1 (1)

138	21176	1999	U16		DAVIGHI Lucia		HEM	HEM							
-----	-------	------	-----	--	---------------	--	-----	-----	--	--	--	--	--	--	--

## Disqualified - Run-1 (1)

114	19235	1999	U16		ROYAL Natasha		VIK	BSA			* 11.64	* 11.37			
-----	-------	------	-----	--	---------------	--	-----	-----	--	--	---------	---------	--	--	--

## Did Not Start - Run-2 (1)

138	21176	1999	U16		DAVIGHI Lucia		HEM	HEM							
-----	-------	------	-----	--	---------------	--	-----	-----	--	--	--	--	--	--	--

## Did Not Finish - Run-2 (1)

113		1999	U16		MCCABE-ABLE Scarlett		VIK			* 11.57		* 11.93			
-----	--	------	-----	--	----------------------	--	-----	--	--	---------	--	---------	--	--	--

## Did Not Start - Run-3 (1)

138	21176	1999	U16		DAVIGHI Lucia		HEM	HEM							
-----	-------	------	-----	--	---------------	--	-----	-----	--	--	--	--	--	--	--

## Did Not Finish - Run-3 (1)

135		1999	U16		TURNER Lucy-May		VIK	ELI		13.09	* 12.74				
-----	--	------	-----	--	-----------------	--	-----	-----	--	-------	---------	--	--	--	--

## ++ Under 16 - Boys ++

1	57		1999	U16	(1)	HOLMES Thomas		NOR		10.36	* 10.17	* 9.90	<b>20.07</b>	45.78	- 8.51
2	55		1999	U16	(2)	DAVIES Harry		NOR		10.58	* 10.17	* 10.13	<b>20.30</b>	53.41	+ 3.26
3	62	19854	1999	U16	(3)	BINGHAM Jonathan		ESX	SAS	10.42	* 10.23	* 10.26	<b>20.49</b>	59.71	+ 21.71
4	67	21723	2000	U16	(4)	HOWE Charlie		NOR		10.47	* 10.38	* 10.35	<b>20.73</b>	67.67	- 12.65
5	78		1999	U16	(5)	CHILDS Lewis		WGC		10.93	* 10.55	* 10.72	<b>21.27</b>	85.59	- 32.71
6	69		1999	U16	(6)	LANE Joshua		NOR		11.08	* 10.74	* 10.59	<b>21.33</b>	87.58	- 0.60
7	76	20184	2000	U16	(7)	NEWTON William		HEM	HEM	11.06	* 10.71	* 10.84	<b>21.55</b>	94.87	- 15.65
8	80	20126	2000	U16	(8)	THOMPSON Connor		VIK		11.69	* 11.28	* 11.17	<b>22.45</b>	124.73	+ 5.88
9	88		2000	U16	(9)	STEWART Oliver		NOR		12.22	* 11.92	* 11.89	<b>23.81</b>	169.84	+ 9.36
10	90		1999	U16	(10)	DEWSON Oliver		NOR		* 12.13	12.45	* 11.87	<b>24.00</b>	176.15	+ 2.93
11	94		2000	U16	(11)	WALES Joesph		NOR		12.48	* 12.03	* 12.03	<b>24.06</b>	178.14	- 28.08
12	92		1999	U16	(12)	PAYNE George		ESX	BAS	13.07	* 12.52	* 12.31	<b>24.83</b>	203.68	+ 17.56
13	101	22056	2000	U16	(13)	SCHLOTE Harry		HEM	HEM	14.86	* 13.62	* 12.91	<b>26.53</b>	260.07	- 84.39
14	103		1999	U16	(14)	BURNETT Alex		WGC		* 30.83	42.77	* 15.05	<b>45.88</b>	901.97	+ 549.85

## Did Not Start - Run-1 (2)

84		2000	U16		BURNETT Cameron		WGC								
96		2000	U16		PRINGLE Angus		NOR								

EASTERN REGION SNOWSPORTS ASSOCIATION 2013

BAS "Team Evolution" Summer League

Special Slalom - Female & Male

ERSA Summer League - Final Ranking - Points

Rank	Bib.	RegNo	Year	Cat	(Rank)	Name	.....	Art	Sno	Run-1	Run-2	Run-3	Time	Points	Perf
------	------	-------	------	-----	--------	------	-------	-----	-----	-------	-------	-------	------	--------	------

Did Not Start - Run-2 (2)

84		2000	U16			BURNETT Cameron		WGC							
96		2000	U16			PRINGLE Angus		NOR							


Did Not Start - Run-3 (2)

84		2000	U16			BURNETT Cameron		WGC							
96		2000	U16			PRINGLE Angus		NOR							


**++ Under 18 - Girls ++**

1	115		1997	U18	(1)	SPANTON Jessica		NOR		11.06	* 10.71	* 10.68	<b>21.39</b>	9.72	+ 15.36
2	116		1997	U18	(2)	DURANT Ella		VIK		* 10.95	11.10	* 11.03	<b>21.98</b>	27.08	- 7.99
3	117		1997	U18	(3)	KING Maddy		NOR		11.96	* 11.79	* 11.66	<b>23.45</b>	70.36	+ 21.21

Did Not Finish - Run-1 (1)

145		19700	1997	U18		TOOGOOD Natalia		VIK							
-----	--	-------	------	-----	--	-----------------	---	-----	--	--	--	--	--	--	--

Did Not Finish - Run-2 (1)

145		19700	1997	U18		TOOGOOD Natalia		VIK							
-----	--	-------	------	-----	--	-----------------	---	-----	--	--	--	--	--	--	--

Did Not Finish - Run-3 (1)

145		19700	1997	U18		TOOGOOD Natalia		VIK							
-----	--	-------	------	-----	--	-----------------	---	-----	--	--	--	--	--	--	--

Disqualified - Run-3 (1)

146		1998	U18			CUTHBERT Isabella		WGC		13.71	* 13.02				
-----	--	------	-----	--	--	-------------------	---	-----	--	-------	---------	--	--	--	--

**++ Under 18 - Boys ++**

1	60	20628	1997	U18	(1)	RICHARDSON Thomas		NOR		9.98	* 9.84	* 9.82	<b>19.66</b>	32.18	+ 32.68
2	59	18810	1997	U18	(2)	FENELEY Luke		NOR	BSA	9.87	* 9.87	* 9.96	<b>19.83</b>	37.82	+ 11.33
3	56	19713	1997	U18	(3)	BOTY Harry		HEM	ELI	* 10.40	10.50	* 10.26	<b>20.66</b>	65.35	+ 14.10
4	53	18661	1997	U18	(4)	WARMINGTON Richard		HEM	HEM	11.17	* 10.92	* 10.73	<b>21.65</b>	98.19	+ 57.01
5	51		1997	U18	(5)	OLIVER Ryan		NOR		* 11.69	11.73	* 11.09	<b>22.78</b>	135.68	+ 64.88
6	82		1997	U18	(6)	STEWART Harry		NOR		11.69	* 11.60	* 11.34	<b>22.94</b>	140.98	+ 2.12
7	85		1998	U18	(7)	SYDER James		NOR		12.17	* 11.85	* 12.21	<b>24.06</b>	178.14	+ 27.18

Did Not Start - Run-1 (1)

58		1998	U18			BRESKAL Bailey		WGC							
----	--	------	-----	--	--	----------------	---	-----	--	--	--	--	--	--	--

Did Not Finish - Run-1 (1)

68		1998	U18			LEVENE Harry		VIK				* 11.80			
----	--	------	-----	--	--	--------------	---	-----	--	--	--	---------	--	--	--

Did Not Start - Run-2 (1)

58		1998	U18			BRESKAL Bailey		WGC							
----	--	------	-----	--	--	----------------	---	-----	--	--	--	--	--	--	--

Did Not Finish - Run-2 (1)

68		1998	U18			LEVENE Harry		VIK				* 11.80			
----	--	------	-----	--	--	--------------	---	-----	--	--	--	---------	--	--	--

Did Not Start - Run-3 (1)

58		1998	U18			BRESKAL Bailey		WGC							
----	--	------	-----	--	--	----------------	---	-----	--	--	--	--	--	--	--

## EASTERN REGION SNOWSPORTS ASSOCIATION 2013

## BAS "Team Evolution" Summer League

## Special Slalom - Female &amp; Male

## ERSA Summer League - Final Ranking - Points

Rank	Bib.	RegNo	Year	Cat	(Rank)	Name	.....	Art	Sno	Run-1	Run-2	Run-3	Time	Points	Perf
------	------	-------	------	-----	--------	------	-------	-----	-----	-------	-------	-------	------	--------	------

**++ Under 21 - Ladies ++**

1	112	19016	1995	U21	(1)	SKIPPER Sophie		NOR	NOR	10.73	* 10.44	* 10.62	<b>21.06</b>	0.00	+ 2.41
2	129		1996	U21	(2)	SELT Molly		VIK		* 12.98	13.38	* 12.68	<b>25.66</b>	135.42	+ 42.55
3	140		1996	U21	(3)	HOGAN Sophie		VIK		14.81	* 14.11	* 13.99	<b>28.10</b>	207.26	- 10.70

**Did Not Start - Run-1 (1)**

	125	19133	1994	U21		BEE Anastasia		WGC							
--	-----	-------	------	-----	--	---------------	---	-----	--	--	--	--	--	--	--

**Did Not Start - Run-2 (1)**

	125	19133	1994	U21		BEE Anastasia		WGC							
--	-----	-------	------	-----	--	---------------	---	-----	--	--	--	--	--	--	--

**Did Not Start - Run-3 (1)**

	125	19133	1994	U21		BEE Anastasia		WGC							
--	-----	-------	------	-----	--	---------------	---	-----	--	--	--	--	--	--	--

**++ Under 21 - Men ++**

1	63	20637	1996	U21	(1)	WIGMORE Mathew		NOR		26.00	* 9.56	* 9.48	<b>19.04</b>	11.61	+ 14.14
2	74		1994	U21	(2)	WELLS Oliver		HEM		10.03	* 9.83	* 9.91	<b>19.74</b>	34.83	- 62.60
3	61	19691	1996	U21	(3)	REIDY Luca		HEM	K--	10.64	* 10.51	* 10.19	<b>20.70</b>	66.68	+ 20.14
4	87		1996	U21	(4)	WILSON Geoffrey		VIK		* 12.24		* 11.97	<b>24.21</b>	183.11	+ 23.52

**Did Not Start - Run-1 (1)**

	52		1995	U21		DAVIES Ben		NOR							
--	----	--	------	-----	--	------------	---	-----	--	--	--	--	--	--	--

**Did Not Start - Run-2 (1)**

	52		1995	U21		DAVIES Ben		NOR							
--	----	--	------	-----	--	------------	---	-----	--	--	--	--	--	--	--

**Did Not Finish - Run-2 (1)**

	87		1996	U21		WILSON Geoffrey		VIK		* 12.24		* 11.97			
--	----	--	------	-----	--	-----------------	---	-----	--	---------	--	---------	--	--	--

**Did Not Start - Run-3 (1)**

	52		1995	U21		DAVIES Ben		NOR							
--	----	--	------	-----	--	------------	---	-----	--	--	--	--	--	--	--

**++ Senior/Masters 1 - Ladies ++**

1	144		1984	SM1	(1)	EDWARDS Donna		VIK		17.90	* 17.24	* 16.80	<b>34.04</b>	382.13	- 18.04
---	-----	--	------	-----	-----	---------------	---	-----	--	-------	---------	---------	--------------	--------	---------

**++ Senior/Masters 1 - Men ++**

1	65	18629	1993	SM1	(1)	MOLLOY Daniel		NOR		9.73	* 9.38	* 9.31	<b>18.69</b>	0.00	- 12.07
2	105	12458	1982	SM1	(2)	TELLING Paul		EVO	EVO	10.11	* 9.72	* 9.58	<b>19.30</b>	20.24	- 19.18
3	93		1987	SM1	(3)	BELLAMY Edward		NOR		12.69	* 12.45	* 12.67	<b>25.12</b>	213.30	+ 25.73
4	97		1978	SM1	(4)	GREEN Stuart		HEM	HEM	13.09	* 12.66	* 12.77	<b>25.43</b>	223.58	- 8.36

**++ Masters 2/Masters 3 - Ladies ++**

1	119	14159	1970	M23	(1)	ANDERSON Beverley		VIK	K--	* 11.61	11.82	* 11.72	<b>23.33</b>	66.83	+ 25.08
---	-----	-------	------	-----	-----	-------------------	---	-----	-----	---------	-------	---------	--------------	-------	---------

## EASTERN REGION SNOWSPORTS ASSOCIATION 2013

## BAS "Team Evolution" Summer League

## Special Slalom - Female &amp; Male

## ERSA Summer League - Final Ranking - Points

Rank	Bib.	RegNo	Year	Cat	(Rank)	Name	.....	Art	Sno	Run-1	Run-2	Run-3	Time	Points	Perf
------	------	-------	------	-----	--------	------	-------	-----	-----	-------	-------	-------	------	--------	------

**++ Masters 2/Masters 3 - Men ++**

1	64		1965	M23	(1)	SPANTON Nicholas		NOR		10.42	* 10.15	* 10.28	<b>20.43</b>	57.72	+ 13.64
2	77	13217	1968	M23	(2)	SHARP Anthony		HEM		11.28	* 11.09	* 11.04	<b>22.13</b>	114.11	- 1.55
3	70	10372	1959	M23	(3)	ANDERSON Christopher		VIK	K--	11.15	* 11.13	* 11.51	<b>22.64</b>	131.03	+ 42.24
4	72		1965	M23	(4)	SINEY Rick		BAS		11.47	* 11.31	* 11.47	<b>22.78</b>	135.68	+ 42.19
5	79		1967	M23	(5)	SYDER Mark		NOR		12.12	* 11.94	* 11.98	<b>23.92</b>	173.49	+ 54.87
6	98		1960	M23	(6)	CAMPBELL Stephen		WGC		14.59	* 13.85	* 14.08	<b>27.93</b>	306.52	+ 16.25
7	102		1956	M23	(7)	BRADLEY Stephen		HEM		* 15.05	15.36	* 15.48	<b>30.53</b>	392.77	+ 47.58
8	71		1973	M23	(8)	YARROW Tristan		VIK	VIK	11.35	* 10.87	* 44.61	<b>55.48</b>	1220.43	+ 1130.82