

EASTERN REGION SNOWSPORTS ASSOCIATION 2014

SUMMER LEAGUE ENTRIES




















Special Slalom 2014 ENTRIES

ERSA Summer League Start List - Runs 1 - 2 - 3



Bib.	RegNo	Year	Cat	Name	Art	Sno	Points	Run-2	Run-3	Points	Sex
------	-------	------	-----	------	-------	-----	-----	--------	-------	-------	--------	-----

=== ERSa Girls - U12's ===

49		2003	U12	MAWSON Carys		WGC	-					- Women
48		2007	U08	COZENS Zoe		NOR	-					- Women
47		2003	U12	ELLIFF Alexa		VIK	-					- Women
46		2005	U10	SELT Olivia		VIK	554.17				554.17	Women
45		2003	U12	WEST Sophie		VIK	154.50				154.50	Women
44		2003	U12	HOLMES Abby		NOR	126.36				126.36	Women
43		2003	U12	SHELLEY Annie		VIK	131.75				131.75	Women
42		2003	U12	FRANCIS Mia		VIK	140.87				140.87	Women
41	20678	2003	U12	CUTBERT Tia		VIK	367.52				367.52	Women
40		2004	U12	WOOD Caitlin		VIK	335.63				335.63	Women
39		2005	U10	BARTLETT Honor		VIK	154.55				154.55	Women
38		2005	U10	ARLOTT Holly		HEM	281.18				281.18	Women
37		2006	U10	BLACKWELL Lucy		TAL	247.37				247.37	Women
36		2003	U12	THOMSON Olya		VIK	195.14				195.14	Women
35		2004	U12	KING Emily		VIK	213.72				213.72	Women
34		2007	U08	TUTT Holly		HEM	236.51				236.51	Women
33		2007	U08	KING Jessica		VIK	541.33				541.33	Women
32		2003	U12	MCLEISH Emily		ESX	204.05				204.05	Women
31		2004	U12	ROW Stella		VIK	481.03				481.03	Women
























EASTERN REGION SNOWSPORTS ASSOCIATION 2014

SUMMER LEAGUE ENTRIES

Special Slalom 2014 ENTRIES

ERSA Summer League Start List - Runs 1 - 2 - 3

Bib.	RegNo	Year	Cat	Name	Art	Sno	Points	Run-2	Run-3	Points	Sex
=== ERSA Boys - U12's ===												
21		2006	U10	COZENS Samual		NOR		-			-	Men
20		2004	U12	ALI Dylan		VIK		-			-	Men
19		2005	U10	SHELLY Jack		VIK		579.18			579.18	Men
18		2007	U08	FRANCIS Jude		VIK		492.54			492.54	Men
17		2006	U10	WEST Jamie		VIK		448.57			448.57	Men
16		2007	U08	WOOD George		VIK		443.55			443.55	Men
15		2003	U12	BARTLETT Arthur		VIK		227.16			227.16	Men
14		2004	U12	SINCLAIR Charles		VIK		337.70			337.70	Men
13		2007	U08	MITCHELL Kieran		NOR		431.61			431.61	Men
12		2003	U12	MCANALLY Ewan		WGC		232.51			232.51	Men
11		2006	U10	SINCLAIR Laurence		VIK		293.27			293.27	Men
10		2006	U10	SMITH Ben		VIK		246.72			246.72	Men
9		2005	U10	LOUTH Oscar		HEM		388.64			388.64	Men
8		2003	U12	BUSHELL George		NOR NOR		340.64			340.64	Men
7		2006	U10	DADE Jake		NOR		244.50			244.50	Men
6	20884	2003	U12	THOMPSON Joseph		NOR ELI		96.64			96.64	Men
5		2005	U10	PARKER Travis		NOR		211.33			211.33	Men
4	20748	2003	U12	DADE Tommy		NOR AMB		85.39			85.39	Men
3		2007	U08	SMITH Bradley		VIK		379.08			379.08	Men
2		2005	U10	WALES Jonathan		NOR		352.22			352.22	Men
1		2005	U10	THOMSON Kai		VIK		396.98			396.98	Men

EASTERN REGION SNOWSPORTS ASSOCIATION 2014

SUMMER LEAGUE ENTRIES

Special Slalom 2014 ENTRIES

ERSA Summer League Start List - Runs 1 - 2 - 3

Bib.	RegNo	Year	Cat	Name	Art	Sno	Points	Run-2	Run-3	Points	Sex
=== ERSA Girls/Ladies ===												
166		1999	U16	HAWES Claudia		NOR		-			-	Women
165		1984	SM1	EDWARDS Donna		VIK		540.09			540.09	Women
164		1999	U16	HARDING Bryony		ESX		343.67			343.67	Women
163		1955	M23	HOGAN Caroline		VIK		326.92			326.92	Women
162		1996	U21	HOGAN Sophie		VIK		320.13			320.13	Women
161		2001	U14	BYE Katherine		VIK		315.14			315.14	Women
160		2002	U14	SHELLEY Madeline		VIK		275.20			275.20	Women
159		2000	U16	MCLEISH Alice		ESX		261.36			261.36	Women
158		2002	U14	TURNER Beth		VIK		247.86			247.86	Women
157		2001	U14	HACKETT Layla		VIK		226.79			226.79	Women
156		2000	U16	CHASE Amber		NOR		200.53			200.53	Women
155		2001	U14	KERSHAW Ellie		NOR		191.07			191.07	Women
154		1999	U16	TURNER Lucy-May		VIK	ELI	186.14			186.14	Women
153		1963	M23	LALLY Nicola		VIK		173.21			173.21	Women
152		1997	U18	JONES Phoebe		NOR		136.31			136.31	Women
151		1999	U16	DEREVE Emma		VIK		126.43			126.43	Women
150		2002	U14	BARNARD Xynia		NOR		121.91			121.91	Women
149		1996	U21	SELT Molly		VIK		118.67			118.67	Women
148		2000	U16	MANNBY Siobhan		VIK		118.46			118.46	Women
147		2000	U16	WEBSTER Atlanta		NOR		105.88			105.88	Women
146	20339	2000	U16	BURROUGHS Hannah		NOR		102.88			102.88	Women
145		1999	U16	MCCABE-ABLE Scarlett		VIK		98.37			98.37	Women
144	21001	2001	U14	LEVENE Grace		VIK		100.29			100.29	Women
143	19235	1999	U16	ROYAL Natasha		VIK	BSA	64.80			64.80	Women
142	20337	2001	U14	SKIPPER Megan		NOR	NOR	70.18			70.18	Women
141	19498	1999	U16	LILLYWHITE Alexandra		VIK	AMB	26.56			26.56	Women
140	19700	1997	U18	TOOGOOD Natalia		VIK		40.25			40.25	Women
139	19016	1995	U21	SKIPPER Sophie		NOR	NOR	15.33			15.33	Women
138	20139	1997	U18	COE Megan		NOR		11.37			11.37	Women
137	20599	2000	U16	SHERING Nicole		HEM	SAS	10.11			10.11	Women
136		1997	U18	SPANTON Jessica		NOR		12.10			12.10	Women
135		1971	M23	SAMPSON Melissa		NOR		100.84			100.84	Women
134		1997	U18	DURANT Ella		VIK		52.81			52.81	Women
133		1999	U16	DURANT Antonia		VIK		61.96			61.96	Women
132	21355	2001	U14	TAPSELL Charlotte		HEM	CHT	67.56			67.56	Women
131		2001	U14	LUCK Jemma		NOR		74.95			74.95	Women

EASTERN REGION SNOWSPORTS ASSOCIATION 2014

SUMMER LEAGUE ENTRIES

Special Slalom 2014 ENTRIES

ERSA Summer League Start List - Runs 1 - 2 - 3







Bib.	RegNo	Year	Cat	Name	Art	Sno	Points	Run-2	Run-3	Points	Sex
=== ERSA Boys/Men ===												
121		2002	U14	LIGGINS Max		VIK		-			-	Men
120		2002	U14	GOMEZ CLARKE Jamie		NOR		531.91			531.91	Men
119		1966	M23	FRANCIS Carl		VIK		511.52			511.52	Men
118		2001	U14	MARTIN Karl		VIK		457.40			457.40	Men
117		1967	M23	REID Evan		VIK		415.27			415.27	Men
116		2001	U14	REYNOLDS Joshua		NOR		385.80			385.80	Men
115		1997	U18	LOCKWOOD Marcus		VIK		377.39			377.39	Men
114		2002	U14	HARDING Luke		ESX		345.28			345.28	Men
113		1999	U16	MCLEISH James		ESX		319.74			319.74	Men
112		1951	M23	COOPER Douglas		NOR		305.44			305.44	Men
111		2000	U16	WALES Joesph		NOR		302.87			302.87	Men
110		1955	M23	DANBURY Mike		WGC		282.11			282.11	Men
109		2001	U14	HADDEN Alex		ESX		268.38			268.38	Men
108		1978	SM1	GREEN Stuart		HEM	HEM	260.86			260.86	Men
107		1959	M23	WHITE Pat		VIK		259.66			259.66	Men
106	19335	1964	M23	MROZ Jaroslaw		ESX	DHO	250.97			250.97	Men
105		2000	U16	PRINGLE Angus		NOR		245.76			245.76	Men
104		2000	U16	SPOONER Harrison		VIK		235.67			235.67	Men
103		2002	U14	YARROW Raffi		VIK		215.18			215.18	Men
102		1987	SM1	BELLAMY Edward		NOR		208.18			208.18	Men
101		2000	U16	WARSOP Rowan		NOR	NOR	203.26			203.26	Men
100		1999	U16	PAYNE George		ESX	BAS	200.82			200.82	Men
99		2002	U14	UPRIGHT Sam		NOR		198.84			198.84	Men
98		1999	U16	CASSIDY Finlay		VIK		198.33			198.33	Men
97		1999	U16	HEARNEY Christopher		NOR		194.97			194.97	Men
96		2001	U14	BUTTERS Harvey		VIK		194.44			194.44	Men
95		1998	U18	SYDER James		NOR		189.12			189.12	Men
94		1999	U16	CASSIDY Cameron		VIK		185.93			185.93	Men
93		2000	U16	STEWART Oliver		NOR		183.71			183.71	Men
92		1996	U21	WILSON Geoffrey		VIK		174.88			174.88	Men
91		1999	U16	CASSIDY Ethan		VIK		174.45			174.45	Men
90		1966	M23	GARRETT Mike		NOR		169.15			169.15	Men
89		2001	U14	MCCABE-ABLE Maximus		VIK		167.03			167.03	Men
88	20766	2001	U14	HUMPHREYS Charlie		HEM	TSN	166.50			166.50	Men
87	20108	1996	U21	GODDARD Thomas		SUF		156.75			156.75	Men
86		1997	U18	STEWART Harry		NOR		153.56			153.56	Men
85		1964	M23	THOMSON Stewart		VIK		152.64			152.64	Men
84		2001	U14	KING Patrick		NOR		152.12			152.12	Men
83	20126	2000	U16	THOMPSON Connor		VIK		151.34			151.34	Men
82		1996	U21	REEDER James		VIK		136.41			136.41	Men
81		1999	U16	CHILDS Lewis		WGC		135.62			135.62	Men
80		1967	M23	SYDER Mark		NOR		133.32			133.32	Men
79		1967	M23	DURANT Jim		VIK		132.52			132.52	Men
78		2000	U16	HOWE Harry		NOR	ELI	113.69			113.69	Men
77		1999	U16	LANE Joshua		NOR		111.17			111.17	Men
76		2001	U14	LONGSTAFF Michael		WGC		108.95			108.95	Men
75		1998	U18	LUCK Ben		NOR		93.60			93.60	Men
74		2001	U14	APPLETON Byron		HEM		106.34			106.34	Men
73		1999	U16	HOLMES Thomas		NOR		76.09			76.09	Men
72	19132	1994	U21	HUTCHINGS Michael		WGC		86.67			86.67	Men
71		1997	U18	DOWDEN Mason		VIK		58.62			58.62	Men
70	20095	1996	U21	LALLY Cameron		VIK		53.52			53.52	Men
69		1998	U18	LEVENE Harry		VIK		95.62			95.62	Men
68		1999	U16	DAVIES Harry		NOR		71.40			71.40	Men
67		1997	U18	OLIVER Ryan		NOR		85.50			85.50	Men

EASTERN REGION SNOWSPORTS ASSOCIATION 2014

SUMMER LEAGUE ENTRIES

Special Slalom 2014 ENTRIES

ERSA Summer League Start List - Runs 1 - 2 - 3

Bib.	RegNo	Year	Cat	Name	Art	Sno	Points	Run-2	Run-3	Points	Sex
66		1973	M23	YARROW Tristan		VIK	VIK	104.31	104.31	Men
65		1965	M23	SINEY Rick		BAS		108.19	108.19	Men
64	20687	2001	U14	TROUNG Aaron		VIK	AMB	43.84	43.84	Men
63	21723	2000	U16	HOWE Charlie		NOR		106.99	106.99	Men
62		1998	U18	BRESKAL Bailey		WGC		72.10	72.10	Men
61	20637	1996	U21	WIGMORE Mathew		NOR		12.17	12.17	Men