

## EASTERN REGION SNOWSPORTS ASSOCIATION 2014

### Vikings "Team Evolution" Summer League

#### Special Slalom - Female & Male (U12,s)

#### ERSA Summer League - Final Ranking




Rank	Bib.	RegNo	Year	Cat	Rank	Name	.....	Art	Sno	Run-1	Run-2	Run-3	Time
------	------	-------	------	-----	------	------	-------	-----	-----	-------	-------	-------	------

#### ++ Under 08 - Girls ++

1	34		2007	U08	(1)	TUTT Holly		HEM		* 17.80	* 17.58	18.10	<b>35.38</b>
2	48		2007	U08	(2)	COZENS Zoe		NOR		* 22.59	23.00	* 22.68	<b>45.27</b>
3	33		2007	U08	(3)	KING Jessica		VIK		* 22.96	23.17	* 22.73	<b>45.69</b>

#### ++ Under 08 - Boys ++

1	3		2007	U08	(1)	SMITH Bradley		VIK		* 17.53	* 15.79		<b>33.32</b>
2	13		2007	U08	(2)	MITCHELL Kieran		NOR			* 19.01	* 18.85	<b>37.86</b>
3	16		2007	U08	(3)	WOOD George		VIK		* 19.89	* 19.35		<b>39.24</b>

#### Did Not Start - Run-1 (1)

	18		2007	U08		FRANCIS Jude		VIK					
--	----	--	------	-----	--	--------------	---	-----	--	--	--	--	--

#### Disqualified - Run-1 (1)

	13		2007	U08		MITCHELL Kieran		NOR			* 19.01	* 18.85	
--	----	--	------	-----	--	-----------------	---	-----	--	--	---------	---------	--

#### Did Not Start - Run-2 (1)

	18		2007	U08		FRANCIS Jude		VIK					
--	----	--	------	-----	--	--------------	---	-----	--	--	--	--	--






#### Did Not Start - Run-3 (1)

	18		2007	U08		FRANCIS Jude		VIK					
--	----	--	------	-----	--	--------------	---	-----	--	--	--	--	--

#### Did Not Finish - Run-3 (2)

	3		2007	U08		SMITH Bradley		VIK		* 17.53	* 15.79		
	16		2007	U08		WOOD George		VIK		* 19.89	* 19.35		

#### ++ Under 10 - Boys ++






1	5		2005	U10	(1)	PARKER Travis		NOR		14.98	* 14.66	* 14.88	<b>29.54</b>
2	7		2006	U10	(2)	DADE Jake		NOR		15.45	* 15.35	* 14.99	<b>30.34</b>
3	10		2006	U10	(3)	SMITH Ben		VIK		46.62	* 15.26	* 15.17	<b>30.43</b>
4	11		2006	U10	(4)	SINCLAIR Laurence		VIK		15.77	* 15.50	* 15.38	<b>30.88</b>
5	2		2005	U10	(5)	WALES Jonathan		NOR		* 16.08	* 15.92	16.18	<b>32.00</b>

## EASTERN REGION SNOWSPORTS ASSOCIATION 2014

## Vikings "Team Evolution" Summer League

## Special Slalom - Female &amp; Male (U12,s)





## ERSA Summer League - Final Ranking

Rank	Bib.	RegNo	Year	Cat	[Rank]	Name	.....	Art	Sno	Run-1	Run-2	Run-3	Time
6	21		2006	U10	(6)	COZENS Samual		NOR		* 16.87	* 17.09		33.96
7	9		2005	U10	(7)	LOUTH Oscar		HEM		18.22	* 17.35	* 17.18	34.53
8	1		2005	U10	(8)	THOMSON Kai		VIK		18.01	* 17.38	* 17.59	34.97
9	17		2006	U10	(9)	WEST Jamie		VIK		* 18.89	19.66	* 19.30	38.19
10	19		2005	U10	(10)	SHELLY Jack		VIK		20.67	* 20.05	* 19.93	39.98








## Did Not Finish - Run-3 (1)

	21		2006	U10		COZENS Samual		NOR		* 16.87	* 17.09		
--	----	--	------	-----	--	---------------	---	-----	--	---------	---------	--	--













## ++ Under 10 - Girls ++

1	39		2005	U10	(1)	BARTLETT Honor		VIK		* 15.83	16.33	* 15.86	31.69
2	37		2006	U10	(2)	BLACKWELL Lucy		TAL		* 17.60	17.91	* 17.48	35.08
3	46		2005	U10	(3)	SELT Olivia		VIK		19.69	* 19.32	* 19.25	38.57
4	38		2005	U10	(4)	ARLOTT Holly		HEM		20.39	* 19.53	* 19.24	38.77


## ++ Under 12 - Boys ++

1	6	20884	2003	U12	(1)	THOMPSON Joseph		NOR	ELI	13.24	* 12.96	* 13.10	26.06
2	4	20748	2003	U12	(2)	DADE Tommy		NOR	AMB	* 13.14	* 13.21	13.23	26.35
3	8		2003	U12	(3)	BUSHELL George		NOR	NOR	15.77	* 15.27	* 15.21	30.48
4	12		2003	U12	(4)	MCANALLY Ewan		WGC		15.64	* 15.60	* 15.41	31.01
5	15		2003	U12	(5)	BARTLETT Arthur		VIK		* 15.89	* 15.72	16.16	31.61
6	14		2004	U12	(6)	SINCLAIR Charles		VIK		16.30	* 16.09	* 15.79	31.88
7	20		2004	U12	(7)	ALI Dylan		VIK		* 19.82	20.11	* 19.71	39.53

## ++ Under 12 - Girls ++

1	44		2003	U12	(1)	HOLMES Abby		NOR		14.50	* 14.44	* 14.27	28.71
2	42		2003	U12	(2)	FRANCIS Mia		VIK		15.36	* 14.94	* 14.85	29.79
3	36		2003	U12	(3)	THOMSON Olya		VIK		15.47	* 15.38	* 15.29	30.67
4	47		2003	U12	(4)	ELLIFF Alexa		VIK		* 15.61	* 15.65		31.26
5	45		2003	U12	(5)	WEST Sophie		VIK		16.15	* 15.85	* 15.85	31.70
6	43		2003	U12	(6)	SHELLEY Annie		VIK		16.14	* 16.07	* 15.73	31.80
7	49		2003	U12	(7)	MAWSON Carys		WGC		* 16.40	* 16.59	16.66	32.99
8	32		2003	U12	(8)	MCLEISH Emily		ESX		* 16.75	16.92	* 16.38	33.13
9	35		2004	U12	(9)	KING Emily		VIK		17.12	* 16.82	* 16.67	33.49
10	41	20678	2003	U12	(10)	CUTHBERT Tia		VIK		20.57	* 20.30	* 19.52	39.82
11	40		2004	U12	(11)	WOOD Caitlin		VIK		* 21.11	21.14	* 20.43	41.54
12	31		2004	U12	(12)	ROW Stella		VIK			* 23.28	* 23.11	46.39

## Did Not Finish - Run-1 (1)

	31		2004	U12		ROW Stella		VIK			* 23.28	* 23.11	
--	----	--	------	-----	--	------------	---	-----	--	--	---------	---------	--

## Did Not Start - Run-3 (1)

	47		2003	U12		ELLIFF Alexa		VIK		* 15.61	* 15.65		
--	----	--	------	-----	--	--------------	---	-----	--	---------	---------	--	--

**EASTERN REGION SNOWSPORTS ASSOCIATION 2014**

**Vikings "Team Evolution" Summer League**

**Special Slalom - Female & Male (U12,s)**

**ERSA Summer League - Final Ranking**

## EASTERN REGION SNOWSPORTS ASSOCIATION 2014

### Vikings "Team Evolution" Summer League

#### Special Slalom - Female & Male

#### ERSA Summer League - Final Ranking



Rank	Bib.	RegNo	Year	Cat	[Rank]	Name	.....	Art	Sno	Run-1	Run-2	Run-3	Time
------	------	-------	------	-----	--------	------	-------	-----	-----	-------	-------	-------	------

#### ++ Under 14 - Girls ++

1	132	21355	2001	U14	(1)	TAPSELL Charlotte		HEM	CHT	* 13.31	13.42	* 13.62	26.93
2	142	20337	2001	U14	(2)	SKIPPER Megan		NOR	NOR	13.95	* 13.78	* 13.62	27.40
3	167	20496	2002	U14	(3)	SCRANAGE-HARRISON Elenor		HEM	HEM	14.30	* 14.09	* 14.12	28.21
4	131		2001	U14	(4)	LUCK Jemma		NOR		14.29	* 14.13	* 14.13	28.26
5	144	21001	2001	U14	(5)	LEVENE Grace		VIK		15.26	* 15.15	* 15.37	30.52
6	150		2002	U14	(6)	BARNARD Xynia		NOR		15.73	* 15.44	* 15.21	30.65
7	155		2001	U14	(7)	KERSHAW Ellie		NOR		16.24	* 15.59	* 15.21	30.80
8	157		2001	U14	(8)	HACKETT Layla		VIK		17.33	* 16.53	* 16.26	32.79
9	158		2002	U14	(9)	TURNER Beth		VIK		17.04	* 17.03	* 16.89	33.92
10	160		2002	U14	(10)	SHELLEY Madeline		VIK		17.86	* 17.69	* 17.31	35.00

#### Did Not Finish - Run-3 (1)

	161		2001	U14		BYE Katherine		VIK		17.63	* 17.39		
--	-----	--	------	-----	--	---------------	--	-----	--	-------	---------	--	--

#### ++ Under 14 - Boys ++

1	64	20687	2001	U14	(1)	TROUNG Aaron		VIK	AMB	12.76	* 12.73	* 12.69	25.42
2	74		2001	U14	(2)	APPLETON Byron		HEM		13.08	* 13.06	* 12.88	25.94
3	76		2001	U14	(3)	LONGSTAFF Michael		WGC		* 13.56	19.79	* 13.77	27.33
4	84		2001	U14	(4)	KING Patrick		NOR		14.40	* 14.17	* 14.08	28.25
5	96		2001	U14	(5)	BUTTERS Harvey		VIK		* 14.58	14.65	* 14.16	28.74
6	88	20766	2001	U14	(6)	HUMPHREYS Charlie		HEM	TSN	* 14.73	14.91	* 14.65	29.38
7	103		2002	U14	(7)	YARROW Raffi		VIK		15.41	* 14.89	* 14.68	29.57
8	109		2001	U14	(8)	HADDEN Alex		ESX		15.33	* 15.06	* 15.00	30.06
9	89		2001	U14	(9)	MCCABE-ABLE Maximus		VIK			* 15.51	* 15.07	30.58
10	123		2002	U14	(10)	CROCKETT Fraser		VIK		16.64	* 15.94	* 15.84	31.78
11	120		2002	U14	(11)	GOMEZ CLARKE Jamie		NOR		16.79	* 15.76	* 16.72	32.48
12	118		2001	U14	(12)	MARTIN Karl		VIK		* 16.21	16.31	* 16.73	32.94
13	116		2001	U14	(13)	REYNOLDS Joshua		NOR		17.64	* 17.29	* 18.13	35.42
14	121		2002	U14	(14)	LIGGINS Max		VIK			* 20.08	* 19.80	39.88

#### Did Not Start - Run-1 (1)

	99		2002	U14		UPRIGHT Sam		NOR					
--	----	--	------	-----	--	-------------	--	-----	--	--	--	--	--

#### Did Not Finish - Run-1 (2)

	89		2001	U14		MCCABE-ABLE Maximus		VIK			* 15.51	* 15.07	
--	----	--	------	-----	--	---------------------	--	-----	--	--	---------	---------	--

## EASTERN REGION SNOWSPORTS ASSOCIATION 2014

## Vikings "Team Evolution" Summer League

## Special Slalom - Female &amp; Male

## ERSA Summer League - Final Ranking

Rank	Bib.	RegNo	Year	Cat	[Rank]	Name	.....	Art	Sno	Run-1	Run-2	Run-3	Time
	121		2002	U14		LIGGINS Max		VIK			* 20.08	* 19.80	

## Did Not Start - Run-2 (1)

	99		2002	U14		UPRIGHT Sam		NOR					
--	----	--	------	-----	--	-------------	---	-----	--	--	--	--	--

## Did Not Start - Run-3 (1)

	99		2002	U14		UPRIGHT Sam		NOR					
--	----	--	------	-----	--	-------------	---	-----	--	--	--	--	--

## Did Not Finish - Run-3 (1)

	114		2002	U14		HARDING Luke		ESX		16.33	* 16.03		
--	-----	--	------	-----	--	--------------	---	-----	--	-------	---------	--	--

## ++ Under 16 - Girls ++

1	137	20599	2000	U16	(1)	SHERING Nicole		HEM SAS		13.20	* 12.80	* 12.98	25.78
2	141	19498	1999	U16	(2)	LILLYWHITE Alexandra		VIK	AMB	13.05	* 13.04	* 12.92	25.96
3	143	19235	1999	U16	(3)	ROYAL Natasha		VIK	BSA	13.60	* 13.35	* 13.51	26.86
4	148		2000	U16	(4)	MANNBY Siobhan		VIK		* 14.03	14.05	* 13.85	27.88
5	133		1999	U16	(5)	DURANT Antonia		VIK		30.17	* 13.93	* 14.25	28.18
6	145		1999	U16	(6)	MCCABE-ABLE Scarlett		VIK		14.55	* 14.39	* 14.35	28.74
7	146	20339	2000	U16	(7)	BURROUGHS Hannah		NOR		15.10	* 14.96	* 14.71	29.67
8	147		2000	U16	(8)	WEBSTER Atlanta		NOR		15.68	* 15.08	* 14.89	29.97
9	154		1999	U16	(9)	TURNER Lucy-May		VIK	ELI	* 15.62		* 15.22	30.84
10	159		2000	U16	(10)	MCLEISH Alice		ESX		16.34	* 16.19	* 15.55	31.74
11	166		1999	U16	(11)	HAWES Claudia		NOR		17.47	* 16.26	* 15.94	32.20
12	156		2000	U16	(12)	CHASE Amber		NOR		17.00	* 16.44	* 16.05	32.49
13	164		1999	U16	(13)	HARDING Bryony		ESX		18.87	* 17.82	* 18.03	35.85

## Did Not Start - Run-1 (1)

	151		1999	U16		DEREVE Emma		VIK					
--	-----	--	------	-----	--	-------------	---	-----	--	--	--	--	--

## Did Not Start - Run-2 (1)

	151		1999	U16		DEREVE Emma		VIK					
--	-----	--	------	-----	--	-------------	---	-----	--	--	--	--	--

## Did Not Finish - Run-2 (1)

	154		1999	U16		TURNER Lucy-May		VIK	ELI	* 15.62		* 15.22	
--	-----	--	------	-----	--	-----------------	---	-----	-----	---------	--	---------	--

## Did Not Start - Run-3 (1)

	151		1999	U16		DEREVE Emma		VIK					
--	-----	--	------	-----	--	-------------	---	-----	--	--	--	--	--

## ++ Under 16 - Boys ++

1	68		1999	U16	(1)	DAVIES Harry		NOR		12.69	* 12.46	* 12.55	25.01
2	73		1999	U16	(2)	HOLMES Thomas		NOR		12.78	* 12.54	* 12.74	25.28
3	63	21723	2000	U16	(3)	HOWE Charlie		NOR		13.08	* 12.80	* 13.04	25.84
4	77		1999	U16	(4)	LANE Joshua		NOR		13.23	* 13.10	* 13.03	26.13
5	83	20126	2000	U16	(5)	THOMPSON Connor		VIK		13.76	* 13.33	* 13.61	26.94

EASTERN REGION SNOWSPORTS ASSOCIATION 2014

Vikings "Team Evolution" Summer League

Special Slalom - Female & Male

ERSA Summer League - Final Ranking

Rank	Bib.	RegNo	Year	Cat	[Rank]	Name	.....	Art	Sno	Run-1	Run-2	Run-3	Time
6	81		1999	U16	(6)	CHILDS Lewis		WGC		* 13.84	13.86	* 13.81	27.65
7	91		1999	U16	(7)	CASSIDY Ethan		VIK		14.14	* 14.09	* 14.02	28.11
8	78		2000	U16	(8)	HOWE Harry		NOR	ELI	14.69	* 14.43	* 14.14	28.57
9	101		2000	U16	(9)	WARSOP Rowan		NOR	NOR	14.62	* 14.34	* 14.42	28.76
10	94		1999	U16	(10)	CASSIDY Cameron		VIK		* 14.56	14.77	* 14.24	28.80
11	93		2000	U16	(11)	STEWARD Oliver		NOR		* 14.33		* 14.55	28.88
12	98		1999	U16	(12)	CASSIDY Finlay		VIK		* 14.63	14.68	* 14.77	29.40
13	111		2000	U16	(13)	WALES Joesph		NOR		15.51	* 14.99	* 14.76	29.75
14	97		1999	U16	(14)	HEARNEY Christopher		NOR		15.48	* 15.26	* 14.86	30.12
15	104		2000	U16	(15)	SPOONER Harrison		VIK		15.59	* 15.48	* 15.14	30.62
16	100		1999	U16	(16)	PAYNE George		ESX	BAS	15.97	* 15.42	* 15.32	30.74
17	113		1999	U16	(17)	MCLEISH James		ESX		16.30	* 15.77	* 15.67	31.44

Did Not Start - Run-1 (2)

	105		2000	U16		PRINGLE Angus		NOR					
	122		1999	U16		DEWSON Oliver		NOR					

Did Not Start - Run-2 (2)

	105		2000	U16		PRINGLE Angus		NOR					
	122		1999	U16		DEWSON Oliver		NOR					

Disqualified - Run-2 (1)

	93		2000	U16		STEWARD Oliver		NOR		* 14.33		* 14.55	
--	----	--	------	-----	--	----------------	--	-----	--	---------	--	---------	--

Did Not Start - Run-3 (2)

	105		2000	U16		PRINGLE Angus		NOR					
	122		1999	U16		DEWSON Oliver		NOR					

**++ Under 18 - Girls ++**

1	138	20139	1997	U18	(1)	COE Megan		NOR		* 12.76	12.82	* 12.80	25.56
2	134		1997	U18	(2)	DURANT Ella		VIK		* 14.18		* 13.99	28.17
3	152		1997	U18	(3)	JONES Phoebe		NOR		15.73	* 15.27	* 15.05	30.32

Did Not Finish - Run-1 (2)

	136		1997	U18		SPANTON Jessica		NOR					
	140	19700	1997	U18		TOOGOOD Natalia		VIK				* 13.63	

Did Not Finish - Run-2 (3)

	134		1997	U18		DURANT Ella		VIK		* 14.18		* 13.99	
	136		1997	U18		SPANTON Jessica		NOR					
	140	19700	1997	U18		TOOGOOD Natalia		VIK				* 13.63	

Did Not Finish - Run-3 (1)

	136		1997	U18		SPANTON Jessica		NOR					
--	-----	--	------	-----	--	-----------------	--	-----	--	--	--	--	--

Rank	Bib.	RegNo	Year	Cat	[Rank]	Name	.....	Art	Sno	Run-1	Run-2	Run-3	Time
------	------	-------	------	-----	--------	------	-------	-----	-----	-------	-------	-------	------

**++ Under 18 - Boys ++**

1	62		1998	U18	(1)	BRESKAL Bailey		WGC		13.33	* 13.16	* 12.94	<b>26.10</b>
2	75		1998	U18	(2)	LUCK Ben		NOR		13.32	* 13.14	* 13.01	<b>26.15</b>
3	67		1997	U18	(3)	OLIVER Ryan		NOR		13.88	* 13.83	* 13.61	<b>27.44</b>
4	95		1998	U18	(4)	SYDER James		NOR		* 14.17	14.66	* 14.34	<b>28.51</b>
5	69		1998	U18	(5)	LEVENE Harry		VIK		* 14.47	14.86	* 14.21	<b>28.68</b>
6	86		1997	U18	(6)	STEWARD Harry		NOR		14.98	* 14.68	* 14.36	<b>29.04</b>
7	115		1997	U18	(7)	LOCKWOOD Marcus		VIK		* 15.64	15.70	* 15.73	<b>31.37</b>

**Did Not Start - Run-1 (1)**

	71		1997	U18		DOWDEN Mason		VIK					
--	----	--	------	-----	--	--------------	---	-----	--	--	--	--	--

**Did Not Start - Run-2 (1)**

	71		1997	U18		DOWDEN Mason		VIK					
--	----	--	------	-----	--	--------------	---	-----	--	--	--	--	--

**Did Not Start - Run-3 (1)**

	71		1997	U18		DOWDEN Mason		VIK					
--	----	--	------	-----	--	--------------	---	-----	--	--	--	--	--

**++ Under 21 - Ladies ++**

1	149		1996	U21	(1)	SELT Molly		VIK		* 14.89	15.02	* 14.50	<b>29.39</b>
2	162		1996	U21	(2)	HOGAN Sophie		VIK		17.08	* 16.82	* 16.44	<b>33.26</b>

**Did Not Finish - Run-3 (1)**

	139	19016	1995	U21		SKIPPER Sophie		NOR	NOR	13.09	* 13.02		
--	-----	-------	------	-----	--	----------------	---	-----	-----	-------	---------	--	--

**++ Under 21 - Men ++**

1	61	20637	1996	U21	(1)	WIGMORE Mathew		NOR		12.02	* 11.75	* 11.91	<b>23.66</b>
2	70	20095	1996	U21	(2)	LALLY Cameron		VIK		13.00	* 12.90	* 13.13	<b>26.03</b>
3	82		1996	U21	(3)	REEDER James		VIK		13.58	* 13.46	* 13.72	<b>27.18</b>
4	92		1996	U21	(4)	WILSON Geoffrey		VIK		* 14.62	14.76	* 14.53	<b>29.15</b>
5	87	20108	1996	U21	(5)	GODDARD Thomas		SUF		* 15.29	15.32	* 14.96	<b>30.25</b>

**Did Not Start - Run-1 (1)**

	72	19132	1994	U21		HUTCHINGS Michael		WGC					
--	----	-------	------	-----	--	-------------------	---	-----	--	--	--	--	--

**Did Not Start - Run-2 (1)**

	72	19132	1994	U21		HUTCHINGS Michael		WGC					
--	----	-------	------	-----	--	-------------------	---	-----	--	--	--	--	--

**Did Not Start - Run-3 (1)**

	72	19132	1994	U21		HUTCHINGS Michael		WGC					
--	----	-------	------	-----	--	-------------------	---	-----	--	--	--	--	--

Rank	Bib.	RegNo	Year	Cat	[Rank]	Name	.....	Art	Sno	Run-1	Run-2	Run-3	Time
------	------	-------	------	-----	--------	------	-------	-----	-----	-------	-------	-------	------


**++ Senior/Masters 1 - Ladies ++**

1	165		1984	SM1	(1)	EDWARDS Donna		VIK		21.19	* 19.87	* 19.65	39.52
---	-----	--	------	-----	-----	---------------	---	-----	--	-------	---------	---------	-------

**++ Senior/Masters 1 - Men ++**

1	102		1987	SM1	(1)	BELLAMY Edward		NOR		15.60	* 15.21	* 15.27	30.48
2	108		1978	SM1	(2)	GREEN Stuart		HEM	HEM	17.32	* 16.42	* 16.10	32.52

**++ Masters 2/Masters 3 - Ladies ++**

1	168	14159	1970	M23	(1)	ANDERSON Beverley		VIK	K--	48.42	* 14.47	* 14.15	28.62
2	135		1971	M23	(2)	SAMPSON Melissa		NOR		15.06	* 14.65	* 14.61	29.26
3	153		1963	M23	(3)	LALLY Nicola		VIK		16.70	* 16.19	* 16.13	32.32
4	163		1955	M23	(4)	HOGAN Caroline		VIK		20.18	* 19.58	* 19.07	38.65

**++ Masters 2/Masters 3 - Men ++**

1	85		1964	M23	(1)	THOMSON Stewart		VIK		* 13.90	14.01	* 14.08	27.98
2	124	10372	1959	M23	(2)	ANDERSON Christopher		VIK	K--	14.64	* 14.04	* 14.23	28.27
3	79		1967	M23	(3)	DURANT Jim		VIK		15.00	* 14.64	* 14.60	29.24
4	65		1965	M23	(4)	SINEY Rick		BAS		* 14.46		* 14.94	29.40
5	80		1967	M23	(5)	SYDER Mark		NOR		14.86	* 14.81	* 14.67	29.48
6	107		1959	M23	(6)	WHITE Pat		VIK		16.08	* 16.02	* 15.72	31.74
7	117		1967	M23	(7)	REID Evan		VIK		16.52	* 16.37	* 16.22	32.59
8	112		1951	M23	(8)	COOPER Douglas		NOR		17.47	* 17.20	* 17.10	34.30
9	119		1966	M23	(9)	FRANCIS Carl		VIK		18.32	* 18.07	* 17.87	35.94

**Did Not Start - Run-1 (2)**

	106	19335	1964	M23		MROZ Jaroslaw		ESX	DHO				
	110		1955	M23		DANBURY Mike			WGC				

**Did Not Start - Run-2 (2)**

	106	19335	1964	M23		MROZ Jaroslaw		ESX	DHO				
	110		1955	M23		DANBURY Mike			WGC				

**Did Not Finish - Run-2 (1)**

	65		1965	M23		SINEY Rick		BAS		* 14.46		* 14.94	
--	----	--	------	-----	--	------------	---	-----	--	---------	--	---------	--

**Did Not Start - Run-3 (2)**

	106	19335	1964	M23		MROZ Jaroslaw		ESX	DHO				
	110		1955	M23		DANBURY Mike			WGC				

**Did Not Finish - Run-3 (1)**

	90		1966	M23		GARRETT Mike		NOR		15.87	* 15.60		
--	----	--	------	-----	--	--------------	---	-----	--	-------	---------	--	--



EASTERN REGION SNOWSPORTS ASSOCIATION 2014

Vikings "Team Evolution" Summer League

Special Slalom - Female & Male

ERSA Summer League - Final Ranking

Rank	Bib.	RegNo	Year	Cat	[Rank]	Name	.....	Art	Sno	Run-1	Run-2	Run-3	Time
------	------	-------	------	-----	--------	------	-------	-----	-----	-------	-------	-------	------

Disqualified - Run-3 (1)

66		1973	M23			YARROW Tristan		VIK	VIK	13.92	*	13.63	
----	--	------	-----	--	--	----------------	---	-----	-----	-------	---	-------	--