

EASTERN REGION SNOWSPORTS ASSOCIATION 2014

Norfolk "Team Evolution" Summer League

Special Slalom - Female & Male

ERSA Summer League - Final Ranking - Points



Rank	Bib.	RegNo	Year	Cat	(Rank)	Name	Art	Sno	Run-1	Run-2	Run-3	Time	Points	Perf
------	------	-------	------	-----	--------	------	-------	-----	-----	-------	-------	-------	------	--------	------

=== ERSA Girls and Ladies ===

1	81	20139	1997	U18	(1)	COE Megan		NOR		* 15.78	17.20	* 16.04	31.82	0.00	- 1.39
2	89		1997	U18	(2)	SPANTON Jessica		NOR		16.17	* 15.79	* 16.05	31.84	0.39	- 2.05
3	92	20599	2000	U16	(1)	SHERING Nicole		HEM	SAS	16.71	* 16.12	* 16.34	32.46	12.47	+ 13.04
4	87	19498	1999	U16	(2)	LILLYWHITE Alexandra		VIK	AMB	16.56	* 16.48	* 16.16	32.64	15.98	- 4.09
5	91	19016	1995	U21	(1)	SKIPPER Sophie		NOR	NOR	16.87	* 16.48	* 16.73	33.21	27.08	+ 22.43
6	88	14962	1996	U21	(2)	SHAILES Polly		NOR	BSA		* 16.89	* 17.13	34.02	42.87	+ 15.55
7	93	19235	1999	U16	(3)	ROYAL Natasha		VIK	BSA	17.64	* 17.27	* 16.97	34.24	47.15	- 13.94
8	80	21355	2001	U14	(1)	TAPSELL Charlotte		HEM	CHT	17.40	* 17.26	* 17.19	34.45	51.24	- 19.65
9	116		2000	U16	(4)	WILKINS Eleanor		BRS	BRS	18.23	* 18.12	* 17.57	35.69	75.41	-
10	105		2000	U16	(5)	WEBSTER Atlanta		NOR		18.99	* 17.12	* 18.68	35.80	77.55	- 70.96
11	90	20337	2001	U14	(2)	SKIPPER Megan		NOR	NOR	18.35	* 18.00	* 18.04	36.04	82.23	+ 22.73
12	94		2001	U14	(3)	LUCK Jemma		NOR		* 18.24	18.33	* 18.14	36.38	88.85	+ 24.58
13	98	20339	2000	U16	(6)	BURROUGHS Hannah		NOR		* 18.17	18.25	* 18.70	36.87	98.40	+ 6.20
14	83		1999	U16	(7)	MCCABE-ABLE Scarlett		VIK		18.49	* 18.17	* 18.88	37.05	101.90	+ 14.21
15	121		1991	SM1	(1)	ALVEY Claire		NOR		19.28	* 18.94	* 18.36	37.30	106.78	+ 76.04
16	101		2002	U14	(4)	BARNARD Xynia		NOR		* 18.96		* 18.36	37.32	107.17	- 8.11
17	100		1996	U21	(3)	SELT Molly		VIK		* 19.12	19.17	* 18.63	37.75	115.54	+ 7.55
18	85	14159	1970	M23	(1)	ANDERSON Beverley		VIK	K--	* 19.08	19.28	* 18.72	37.80	116.52	+ 67.71
19	102		1999	U16	(8)	DEREVE Emma		VIK		19.26	* 19.08	* 18.88	37.96	119.64	+ 3.89
20	103		1997	U18	(3)	JONES Phoebe		NOR		19.42	* 18.82	* 19.19	38.01	120.61	- 10.03
21	99		2001	U14	(5)	HAWKINS Lily		HEM		* 19.49	19.62	* 19.24	38.73	134.64	+ 27.58
22	97		1971	M23	(2)	SAMPSON Melissa		NOR		19.65	* 19.41	* 19.36	38.77	135.42	+ 45.26
23	95	21001	2001	U14	(6)	LEVENE Grace		VIK		19.75	* 19.08	* 19.94	39.02	140.29	+ 50.68
24	107		1999	U16	(9)	BLYTH Charlotte		HEM		20.78	* 19.99	* 19.75	39.74	154.32	- 3.72
25	108		2000	U16	(10)	CHASE Amber		NOR		21.54	* 20.85	* 20.98	41.83	195.04	+ 5.19
26	117		2000	U16	(11)	MCLEISH Alice		ESX		* 21.23	21.27	* 21.22	42.45	207.12	-
27	111		2002	U14	(7)	TURNER Beth		VIK		22.37	* 21.94	* 21.27	43.21	221.93	- 30.50
28	109		2001	U14	(8)	HACKETT Layla		VIK		22.46	* 22.05	* 21.74	43.79	233.23	+ 17.12
29	110		2002	U14	(9)	BLYTH Helena		HEM		23.85	* 22.26	* 22.36	44.62	249.40	+ 10.29
30	119		1999	U16	(12)	HARDING Bryony		ESX		23.38	* 23.37	* 22.60	45.97	275.71	-
31	104		2001	U14	(10)	HAWKINS Zara		HEM		20.33	* 19.61	* 26.67	46.28	281.75	+ 150.67
32	112		2002	U14	(11)	SHELLEY Madeline		VIK		* 23.35	23.55	* 23.23	46.58	287.59	+ 23.07
33	120		2002	U14	(12)	GOMEZ CLARKE Anna		NOR		24.48	* 24.44	* 24.42	48.86	332.02	-
34	114		1984	SM1	(2)	EDWARDS Donna		VIK			* 29.80	* 29.22	59.02	529.98	- 66.94
35	96		2001	U14	(13)	HAWKINS Danielle		HEM			* 26.39	* 39.21	1:05.60	658.19	+ 568.44

Did Not Start - Run-1 (1)

118		2002	U14			WARSOP Jasmine		NOR							
-----	--	------	-----	--	--	----------------	--	-----	--	--	--	--	--	--	--

Did Not Finish - Run-1 (5)





86		1999	U16			DURANT Antonia		VIK			* 17.68				
----	--	------	-----	--	--	----------------	--	-----	--	--	---------	--	--	--	--

EASTERN REGION SNOWSPORTS ASSOCIATION 2014

Norfolk "Team Evolution" Summer League

Special Slalom - Female & Male

ERSA Summer League - Final Ranking - Points

Rank	Bib.	RegNo	Year	Cat	(Rank)	Name	Art	Sno	Run-1	Run-2	Run-3	Time	Points	Perf
	88	14962	1996	U21		SHAILES Polly		NOR	BSA		* 16.89	* 17.13			
	96		2001	U14		HAWKINS Danielle		HEM			* 26.39	* 39.21			
	114		1984	SM1		EDWARDS Donna		VIK			* 29.80	* 29.22			
	115		1999	U16		HAWES Claudia		NOR				* 20.69			

Disqualified - Run-1 (1)

	113		1999	U16		ELPHICK Alex		ESX			* 23.40				
--	-----	--	------	-----	--	--------------	---	-----	--	--	---------	--	--	--	--

Did Not Start - Run-2 (1)

	118		2002	U14		WARSOP Jasmine		NOR							
--	-----	--	------	-----	--	----------------	---	-----	--	--	--	--	--	--	--

Did Not Finish - Run-2 (3)

	82	19712	1999	U16		BOTY Carys		HEM	ELI	* 27.93					
	84		1997	U18		KING Maddy		NOR		* 17.90					
	101		2002	U14		BARNARD Xynia		NOR		* 18.96		* 18.36			

Disqualified - Run-2 (2)

	106		1999	U16		PETERSON Amy		HEM	BRS	* 18.88					
	115		1999	U16		HAWES Claudia		NOR				* 20.69			

Did Not Start - Run-3 (1)

	118		2002	U14		WARSOP Jasmine		NOR							
--	-----	--	------	-----	--	----------------	---	-----	--	--	--	--	--	--	--


Did Not Finish - Run-3 (4)

	82	19712	1999	U16		BOTY Carys		HEM	ELI	* 27.93					
	84		1997	U18		KING Maddy		NOR		* 17.90					
	86		1999	U16		DURANT Antonia		VIK			* 17.68				
	113		1999	U16		ELPHICK Alex		ESX			* 23.40				

Disqualified - Run-3 (1)

	106		1999	U16		PETERSON Amy		HEM	BRS	* 18.88					
--	-----	--	------	-----	--	--------------	---	-----	-----	---------	--	--	--	--	--

=== ERSA Boys and Men ===


1	3	20637	1996	U21	(1)	WIGMORE Mathew		NOR		14.83	* 14.74	* 14.82	29.56	0.00	+ 5.94
2	5	20628	1997	U18	(1)	RICHARDSON Thomas		NOR		* 14.54	14.63	* 15.13	29.67	2.31	+ 6.22
3	11	20687	2001	U14	(1)	TROUNG Aaron		VIK	AMB	15.57	* 15.33	* 14.98	30.31	15.73	- 32.29
4	2	18810	1997	U18	(2)	FENELEY Luke		NOR	BSA	15.44	* 15.30	* 15.26	30.56	20.97	- 8.29
5	8	19854	1999	U16	(1)	BINGHAM Jonathan		ESX	SAS	15.58	* 15.11	* 15.75	30.86	27.27	- 14.64
6	16	20481	2001	U14	(2)	HUDSON Thomas		NOR	BSA	15.83	* 15.82	* 15.49	31.31	36.71	- 30.06
7	9		1999	U16	(2)	DAVIES Harry		NOR		16.10	* 16.10	* 15.67	31.77	46.35	- 13.88
8	6	19713	1997	U18	(3)	BOTY Harry		HEM	ELI	* 16.31		* 16.37	32.68	65.44	+ 17.60
9	31		2001	U14	(3)	APPLETON Byron		HEM		17.35	* 16.71	* 16.24	32.95	71.10	- 47.31
10	7	18807	1993	SM1	(1)	MROZ Domink		ESX		* 16.78	17.26	* 16.69	33.47	82.01	+ 22.68
11	22	21723	2000	U16	(3)	HOWE Charlie		NOR		* 16.67	16.74	* 16.94	33.61	84.95	- 7.85
12	17		1997	U18	(4)	OLIVER Ryan		NOR		* 17.07	17.65	* 16.71	33.78	88.51	+ 21.12
13	24		2000	U16	(4)	HOWE Harry		NOR	ELI	* 17.03	26.50	* 17.23	34.26	98.58	+ 3.00
14	23		1999	U16	(5)	LANE Joshua		NOR		17.53	* 17.06	* 17.58	34.64	106.55	+ 13.49
15	32		1999	U16	(6)	CHILDS Lewis		WGC		18.83	* 17.64	* 17.33	34.97	113.47	- 8.08
16	40		2001	U14	(4)	KING Patrick		NOR		* 17.58		* 17.58	35.16	117.46	- 33.72
17	36		1966	M23	(1)	HOLMES Peter		NOR		17.92	* 17.69	* 17.58	35.27	119.76	- 17.52
18	30		1996	U21	(2)	REEDER James		VIK		17.79	* 17.79	* 17.89	35.68	128.36	+ 10.06

EASTERN REGION SNOWSPORTS ASSOCIATION 2014

Norfolk "Team Evolution" Summer League

Special Slalom - Female & Male

ERSA Summer League - Final Ranking - Points

Rank	Bib.	RegNo	Year	Cat	(Rank)	Name	Art	Sno	Run-1	Run-2	Run-3	Time	Points	Perf
19	33	20126	2000	U16	(7)	THOMPSON Connor		VIK		18.26	* 18.13	* 17.78	35.91	133.19	- 0.09
20	28		1967	M23	(2)	SYDER Mark		NOR		* 18.02		* 18.13	36.15	138.22	+ 23.01
21	29		1991	SM1	(2)	KING Robert		VIK		* 18.14	18.32	* 18.10	36.24	140.11	+ 23.46
22	19	10372	1959	M23	(3)	ANDERSON Christopher		VIK	K--	18.07	* 18.03	* 18.44	36.47	144.93	+ 59.55
23	35		1997	U18	(5)	STEWART Harry		NOR		* 18.36	18.74	* 18.35	36.71	149.97	+ 14.52
24	57		1996	U21	(3)	GENTLE Daniel		NOR		18.67	* 18.60	* 18.27	36.87	153.32	- 69.35
25	43		1999	U16	(8)	CASSIDY Ethan		VIK		18.74	* 18.51	* 18.46	36.97	155.42	- 1.83
26	20		1973	M23	(4)	YARROW Tristan		VIK	VIK		* 18.95	* 18.04	36.99	155.84	+ 69.64
27	49		1998	U18	(6)	SYDER James		NOR		* 18.31		* 18.70	37.01	156.26	- 29.51
28	55		2002	U14	(5)	UPRIGHT Sam		NOR			* 18.58	* 18.50	37.08	157.73	- 46.01
29	21		1965	M23	(5)	SINEY Rick		BAS		* 18.52	18.61	* 18.60	37.12	158.57	+ 68.49
30	52		1999	U16	(9)	DEWSON Oliver		NOR		* 18.61		* 18.64	37.25	161.29	- 28.81
31	59		2000	U16	(10)	TRUST Alexander		HEM		19.93	* 19.00	* 18.41	37.41	164.65	- 80.63
32	48		1999	U16	(11)	CASSIDY Cameron		VIK		19.79	* 18.88	* 18.75	37.63	169.26	- 15.95
33	51		1999	U16	(12)	CASSIDY Finlay		VIK		* 19.01	19.13	* 18.69	37.70	170.73	- 18.98
34	18		1998	U18	(7)	LEVENE Harry		VIK		18.80	* 18.59	* 19.19	37.78	172.41	+ 94.90
35	53		1987	SM1	(3)	BELLAMY Edward		NOR		* 19.17	19.31	* 18.87	38.04	177.86	- 24.42
36	45		2001	U14	(6)	BUTTERS Harvey		VIK		19.54	* 19.42	* 18.63	38.05	178.07	+ 1.74
37	54		2000	U16	(13)	WARSOP Rowan		NOR	NOR	* 19.32	19.52	* 18.81	38.13	179.75	- 23.04
38	44		2000	U16	(14)	STEWART Oliver		NOR		* 19.19		* 19.23	38.42	185.83	+ 20.23
39	34		1964	M23	(6)	THOMSON Stewart		VIK		19.62	* 18.83	* 19.63	38.46	186.67	+ 52.14
40	14	18629	1993	SM1	(4)	MOLLOY Daniel		NOR		* 21.56	27.52	* 17.00	38.56	188.77	+ 180.11
41	46		1999	U16	(15)	HEARNEY Christopher		NOR		* 19.48	20.14	* 19.42	38.90	195.90	+ 19.04
41	42	19696	1996	U21	(4)	CUTHBERT Daryl		VIK		* 19.09	19.60	* 19.81	38.90	195.90	+ 39.06
43	56		2002	U14	(7)	YARROW Raffi		VIK		20.34	* 19.65	* 19.36	39.01	198.21	- 11.58
44	61		2000	U16	(16)	SPOONER Harrison		VIK		* 19.78	19.81	* 19.59	39.37	205.76	- 55.58
45	38		2001	U14	(8)	MCCABE-ABLE Maximus		VIK			* 20.00	* 19.78	39.78	214.36	+ 65.44
46	47		1999	U16	(17)	PAYNE George		ESX	BAS	20.16	* 20.11	* 19.83	39.94	217.71	+ 35.00
47	37	20108	1996	U21	(5)	GODDARD Thomas		VIK		* 20.11	20.31	* 19.86	39.97	218.34	+ 79.70
48	50		1941	M23	(7)	SMITH Michael		BAS	BAS	20.99	* 20.19	* 19.98	40.17	222.54	+ 36.18
49	73		1999	U16	(18)	RATCLIFFE Josh		NOR		* 20.80	20.90	* 19.86	40.66	232.81	- 574.91
50	71		2000	U16	(19)	WALE Joesph		NOR		* 20.36		* 20.37	40.73	234.28	-
51	70		1999	U16	(20)	MCLEISH James		ESX		20.58	* 20.41	* 20.99	41.40	248.34	-
52	60		2000	U16	(21)	PRINGLE Angus		NOR		21.77	* 20.89	* 20.52	41.41	248.55	- 0.70
53	65		2001	U14	(9)	HADDEN Alex		ESX		* 21.45		* 20.37	41.82	257.14	- 38.55
54	62		1978	SM1	(5)	GREEN Stuart		HEM	HEM		* 21.34	* 20.79	42.13	263.65	- 6.19
55	63		2002	U14	(10)	ROUTLEDGE Sebastian		HEM			* 20.71	* 21.75	42.46	270.57	- 9.42
56	72		1992	SM1	(6)	HEAD Sam		NOR		* 21.69		* 21.07	42.76	276.86	-
57	58	19335	1964	M23	(8)	MROZ Jaroslaw		ESX	DHO	22.26	* 21.41	* 21.44	42.85	278.75	+ 45.89
58	75		2002	U14	(11)	WATERFIELD John		NOR		* 21.65	23.12	* 23.35	45.00	323.84	-
59	67		2002	U14	(12)	HARDING Luke		ESX			* 23.05	* 22.11	45.16	327.20	- 68.98
60	64		1951	M23	(9)	COOPER Douglas		NOR		23.14	* 22.86	* 22.73	45.59	336.22	+ 48.89
61	69		2001	U14	(13)	MARTIN Karl		VIK		* 23.26		* 23.61	46.87	363.06	-
62	12		1999	U16	(22)	HOLMES Thomas		NOR			* 32.52	* 15.96	48.48	396.83	+ 338.85
63	68		1966	M23	(10)	FRANCIS Carl		VIK		* 24.94		* 24.08	49.02	408.16	-
64	74		2002	U14	(14)	GOMEZ CLARKE Jamie		NOR		* 24.52	24.71	* 25.31	49.83	425.15	-

Did Not Start - Run-1 (1)

10	17438	1992	SM1		MOLLOY Michael		NOR								
----	-------	------	-----	--	----------------	---	-----	--	--	--	--	--	--	--	--

Did Not Finish - Run-1 (12)

1	19564	1995	U21		WAYLING Lloyd		NOR	BSA							
12		1999	U16		HOLMES Thomas		NOR			* 32.52	* 15.96				
13		1997	U18		DOWDEN Mason		VIK								
20		1973	M23		YARROW Tristan		VIK	VIK		* 18.95	* 18.04				
25	19855	2002	U14		BINGHAM Nicholas		ESX	SAS		* 40.98					

EASTERN REGION SNOWSPORTS ASSOCIATION 2014

Norfolk "Team Evolution" Summer League

Special Slalom - Female & Male

ERSA Summer League - Final Ranking - Points

Rank	Bib.	RegNo	Year	Cat	(Rank) Name	Art	Sno	Run-1	Run-2	Run-3	Time	Points	Perf
	38		2001	U14	MCCABE-ABLE Maximus		VIK		* 20.00	* 19.78				
	41		1996	U21	WILSON Geoffrey		VIK				* 33.73			
	55		2002	U14	UPRIGHT Sam		NOR		* 18.58	* 18.50				
	62		1978	SM1	GREEN Stuart		HEM	HEM	* 21.34	* 20.79				
	63		2002	U14	ROUTLEDGE Sebastian		HEM		* 20.71	* 21.75				
	66		2001	U14	REYNOLDS Joshua		NOR							
	67		2002	U14	HARDING Luke		ESX		* 23.05	* 22.11				

Disqualified - Run-1 (1)

	26		1960	M23	OHSTEN Ben		NOR							
--	----	--	------	-----	------------	--	-----	--	--	--	--	--	--	--

Did Not Start - Run-2 (1)

	10	17438	1992	SM1	MOLLOY Michael		NOR							
--	----	-------	------	-----	----------------	--	-----	--	--	--	--	--	--	--

Did Not Finish - Run-2 (11)

	1	19564	1995	U21	WAYLING Lloyd		NOR	BSA						
	4		1995	U21	DAVIES Ben		NOR		* 22.60					
	6	19713	1997	U18	BOTY Harry		HEM	ELI	* 16.31		* 16.37			
	13		1997	U18	DOWDEN Mason		VIK							
	26		1960	M23	OHSTEN Ben		NOR							
	28		1967	M23	SYDER Mark		NOR		* 18.02		* 18.13			
	41		1996	U21	WILSON Geoffrey		VIK				* 33.73			
	52		1999	U16	DEWSON Oliver		NOR		* 18.61		* 18.64			
	66		2001	U14	REYNOLDS Joshua		NOR							
	69		2001	U14	MARTIN Karl		VIK		* 23.26		* 23.61			
	72		1992	SM1	HEAD Sam		NOR		* 21.69		* 21.07			

Disqualified - Run-2 (6)

	40		2001	U14	KING Patrick		NOR		* 17.58		* 17.58			
	44		2000	U16	STEWART Oliver		NOR		* 19.19		* 19.23			
	49		1998	U18	SYDER James		NOR		* 18.31		* 18.70			
	65		2001	U14	HADDEN Alex		ESX		* 21.45		* 20.37			
	68		1966	M23	FRANCIS Carl		VIK		* 24.94		* 24.08			
	71		2000	U16	WALES Joesph		NOR		* 20.36		* 20.37			

Did Not Start - Run-3 (4)

	1	19564	1995	U21	WAYLING Lloyd		NOR	BSA						
	10	17438	1992	SM1	MOLLOY Michael		NOR							
	13		1997	U18	DOWDEN Mason		VIK							
	66		2001	U14	REYNOLDS Joshua		NOR							

Did Not Finish - Run-3 (6)

	4		1995	U21	DAVIES Ben		NOR		* 22.60					
	15		1965	M23	KING Clive		NOR		* 16.88		33.46			
	25	19855	2002	U14	BINGHAM Nicholas		ESX	SAS			* 40.98			
	26		1960	M23	OHSTEN Ben		NOR							
	27		1967	M23	DURANT Jim		VIK		* 19.24		20.67			
	39		1966	M23	GARRETT Mike		NOR		19.42		* 18.86			