

EASTERN REGION SNOWSPORTS ASSOCIATION 2014

HEM "Team Evolution" Summer League

Special Slalom - Female & Male - Under 12's

ERSA Summer League - Final Ranking - Points



Rank	Bib.	RegNo	Year	Cat	(Rank)	Name	Art	Sno	Run 1	Run 2	Time	Points	Perf
------	------	-------	------	-----	--------	------	-------	-----	-----	-------	-------	------	--------	------

++ Under 08 - Girls ++

1	3		2007	U08	(1)	TUTT Holly		HEM			* 18.87	18.87	144.67	-
2	63		2007	U08	(2)	BIRD Libby		TAL		* 24.10	1:05.87	24.10	356.60	-
3	15		2007	U08	(3)	KING Jessica		VIK		* 28.05	28.49	28.05	516.67	-

Disqualified - Run 1 (1)

	3		2007	U08		TUTT Holly		HEM			* 18.87			
--	---	--	------	-----	--	------------	--	-----	--	--	---------	--	--	--

++ Under 08 - Boys ++

1	10		2007	U08	(1)	MITCHELL Kieran		NOR		* 20.58	20.70	20.58	309.32	-
2	7		2007	U08	(2)	SMITH Bradley		VIK		* 21.50	21.83	21.50	350.87	-
3	9		2007	U08	(3)	WOOD George		VIK		* 22.01	22.12	22.01	373.90	-

++ Under 10 - Girls ++

1	58		2005	U10	(1)	BARTLETT Honor		VIK		* 17.55	17.94	17.55	91.18	-
1	20	20440	2005	U10	(1)	STEVENS Cordelia		HEM		* 17.55	18.86	17.55	91.18	-
3	48		2005	U10	(3)	MANN Madeleine		VIK		* 18.40	18.65	18.40	125.62	-
4	1		2005	U10	(4)	BENN Jessica		HEM		* 20.02		20.02	191.27	-
5	30		2005	U10	(5)	ARLOTT Holly		HEM		* 20.15	20.74	20.15	196.54	-
6	28		2006	U10	(6)	BLACKWELL Lucy		TAL		* 20.24	23.98	20.24	200.18	-
7	6		2006	U10	(7)	FAIRFULL Madeleine		HEM HEM		* 21.46		21.46	249.62	-
8	44		2006	U10	(8)	STRUTHERS Annelies		HEM		23.67	* 22.60	22.60	295.82	-
9	46		2005	U10	(9)	PERRY Georgie		WGC		22.81	* 22.64	22.64	297.44	-
10	54		2005	U10	(10)	PERRY Charlotte		WGC		24.58	* 24.06	24.06	354.98	-
11	62		2005	U10	(11)	SELT Olivia		VIK		24.96	* 24.46	24.46	371.19	-

Disqualified - Run 1 (1)

	6		2006	U10		FAIRFULL Madeleine		HEM HEM		* 21.46				
--	---	--	------	-----	--	--------------------	--	---------	--	---------	--	--	--	--

Disqualified - Run 2 (1)

	1		2005	U10		BENN Jessica		HEM		* 20.02				
--	---	--	------	-----	--	--------------	--	-----	--	---------	--	--	--	--

== Under 10 - Boys ==








1	39	21604	2005	U10	(1)	OGDEN Alexander		NOR ELI		* 16.63	17.39	16.63	130.95	-
---	----	-------	------	-----	-----	-----------------	--	---------	--	---------	-------	--------------	--------	---

EASTERN REGION SNOWSPORTS ASSOCIATION 2014


















HEM "Team Evolution" Summer League

Special Slalom - Female & Male - Under 12's

ERSA Summer League - Final Ranking - Points

Rank	Bib.	RegNo	Year	Cat	(Rank)	Name	Art	Sno	Run 1	Run 2	Time	Points	Perf
2	42		2006	U10	(2)	SINCLAIR Laurence		VIK		* 17.26	17.46	17.26	159.40	-
3	27		2005	U10	(3)	PARKER Travis		NOR		18.12	* 17.28	17.28	160.31	-
4	8		2006	U10	(4)	DADE Jake		NOR		* 17.29	17.44	17.29	160.76	-
5	11		2005	U10	(5)	KILPATRICK Maxwell		HEM		19.01	* 18.76	18.76	227.14	-
6	38		2005	U10	(6)	LOUTH Oscar		HEM		19.39	* 19.02	19.02	238.88	-
7	47		2006	U10	(7)	SMITH Ben		VIK		19.71	* 19.64	19.64	266.88	-
8	16		2006	U10	(8)	WEST Jamie		VIK		* 25.06	26.79	25.06	511.62	-





















++ Under 12 - Girls ++

1	45		2003	U12	(1)	BOTY Nia		HEM	ELI	* 15.30	15.45	15.30	0.00	-
2	33		2003	U12	(2)	MCLEISH Emily		ESX		17.68	* 17.26	17.26	79.42	-
3	51	20998	2003	U12	(3)	BARDER Katie		HEM	HEM	17.75	* 17.45	17.45	87.12	-
4	31		2003	U12	(4)	HOLMES Abby		NOR			* 17.68	17.68	96.44	-
5	60		2004	U12	(5)	HERRIES Olivia		HEM		17.93	* 17.73	17.73	98.47	-
6	24		2003	U12	(6)	BAYLIS Arabella		HEM		* 17.95	18.45	17.95	107.39	-
7	56		2003	U12	(7)	THOMAS Sophie		HEM		18.52	* 18.34	18.34	123.19	-
8	35		2004	U12	(8)	TRUST Emma		HEM		* 18.81	18.99	18.81	142.24	-
9	50		2004	U12	(9)	PETERSON Lexie		HEM	BRS	* 19.02	19.53	19.02	150.75	-
10	21		2003	U12	(10)	WEST Sophie		VIK		* 19.15	19.87	19.15	156.01	-
11	26		2003	U12	(11)	NIGHTINGALE Lucy		HEM		* 20.51	20.74	20.51	211.12	-
12	17		2004	U12	(12)	KING Emily		VIK		* 21.00	23.47	21.00	230.98	-
13	49		2004	U12	(13)	WOOD Caitlin		VIK		22.13	* 21.62	21.62	256.10	-
14	29	20855	2003	U12	(14)	FOSTER Sophie		HEM	SPR		* 22.35	22.35	285.69	-
15	5		2004	U12	(15)	JONES Charlotte		TAL		* 22.83	25.12	22.83	305.14	-
16	34		2004	U12	(16)	ROW Stella		VIK		* 24.54	25.74	24.54	374.43	-
17	37	20678	2003	U12	(17)	CUTHBERT Tia		VIK		* 25.58	28.44	25.58	416.58	-

Disqualified - Run 1 (2)

29	20855	2003	U12		FOSTER Sophie		HEM	SPR		* 22.35				
31		2003	U12		HOLMES Abby		NOR			* 17.68				

++ Under 12 - Boys ++

1	4	20748	2003	U12	(1)	DADE Tommy		NOR	AMB	* 13.73	14.92	13.73	0.00	-
2	18	20884	2003	U12	(2)	THOMPSON Joseph		NOR	ELI	18.69	* 15.42	15.42	76.31	-
3	43	20264	2003	U12	(3)	REIDY Thomas		HEM	K--	* 15.77	16.42	15.77	92.12	-
4	59		2003	U12	(4)	TUBBS Charlie		TSN			* 15.88	15.88	97.09	-
5	12	21194	2003	U12	(5)	NEWTON Charlie		HEM	HEM		* 15.90	15.90	97.99	-
6	14		2003	U12	(6)	FAIRFULL Max		HEM		17.61	* 16.31	16.31	116.50	-
7	57		2003	U12	(7)	BARTLETT Arthur		VIK		* 16.47	16.84	16.47	123.73	-
8	23		2003	U12	(8)	MCLAREN-TOSH Jack		HEM		* 16.52	16.71	16.52	125.99	-
9	13		2003	U12	(9)	MCANALLY Ewan		WGC		* 16.63	18.00	16.63	130.95	-
10	53		2003	U12	(10)	DENNIS Archie		HEM		* 16.73	25.77	16.73	135.47	-
11	19		2003	U12	(11)	TURNER Alfie		HEM		* 16.81	16.95	16.81	139.08	-
11	2		2004	U12	(11)	B EGLIN Thomas		HEM		17.26	* 16.81	16.81	139.08	-
13	52		2003	U12	(13)	KAPADIA Alex		HEM		17.57	* 17.36	17.36	163.92	-
14	55		2003	U12	(14)	DEVAUX Orlando		HEM		* 17.49	17.50	17.49	169.79	-
15	36		2004	U12	(15)	HAIG George		HEM	HEM	19.09	* 17.64	17.64	176.56	-
16	41		2004	U12	(16)	SINCLAIR Charles		VIK		* 18.08	19.09	18.08	196.43	-
17	22		2004	U12	(17)	VLAISAVLJEVIC Max		HEM	HEM	* 18.48	19.13	18.48	214.49	-
18	40		2004	U12	(18)	JACKSON Henry		HEM		* 18.58	18.88	18.58	219.01	-
19	126		2004	U12	(19)	STRUTHERS Samual		HEM		* 19.15	19.68	19.15	244.75	-
20	25		2004	U12	(20)	COLLEN Hamish		NOR		* 20.31	20.70	20.31	297.13	-

EASTERN REGION SNOWSPORTS ASSOCIATION 2014

HEM "Team Evolution" Summer League

Special Slalom - Female & Male - Under 12's

ERSA Summer League - Final Ranking - Points

Rank	Bib.	RegNo	Year	Cat	(Rank) Name	Art	Sno	Run 1	Run 2	Time	Points	Perf
------	------	-------	------	-----	-------------	-------	-----	-----	-------	-------	------	--------	------

Did Not Start - Run 1 (2)

32		2003	U12	SANDLER Jameson			HEM						
61		2003	U12	WILLIAMS Elliot			WGC						

Disqualified - Run 1 (2)

12	21194	2003	U12	NEWTON Charlie		HEM	HEM			* 15.90			
59		2003	U12	TUBBS Charlie		TSN				* 15.88			

Did Not Start - Run 2 (2)

32		2003	U12	SANDLER Jameson			HEM						
61		2003	U12	WILLIAMS Elliot			WGC						

EASTERN REGION SNOWSPORTS ASSOCIATION 2014

HEM "Team Evolution" Summer League

Special Slalom - Female & Male

ERSA Summer League - Final Ranking - Points



Rank	Bib.	RegNo	Year	Cat	(Rank)	Name	Art	Sno	Run 1	Run 2	Time	Points	Perf
++ Under 14 - Girls ++														
1	23		2001	U14	(1)	HAWKINS Danielle		HEM		14.63		14.63	83.69	- 65.75
2	44	21355	2001	U14	(2)	TAPSELL Charlotte		HEM	CHT	15.08	14.76	14.76	89.95	-
3	17	20856	2001	U14	(3)	FOSTER Olivia		HEM	SPR	14.97	14.80	14.80	91.87	- 13.10
4	28		2001	U14	(4)	HAWKINS Lily		HEM		14.93	15.24	14.93	98.12	- 62.32
5	5	20496	2002	U14	(5)	SCRANAGE-HARRISON Elenor		HEM	HEM	15.10	15.26	15.10	106.30	+ 21.95
6	29		2001	U14	(6)	HAWKINS Zara		HEM		15.60	15.44	15.44	122.65	- 38.22
7	48		2002	U14	(7)	CALDWELL Anna		HEM		15.50	15.51	15.50	125.54	-
8	8		2001	U14	(8)	LUCK Jemma		NOR		15.97	16.27	15.97	148.15	+ 73.20
9	39	19770	2001	U14	(9)	COOPER Izabelle		SAS	BSA	17.03	16.13	16.13	155.84	- 223.46
10	42	19739	2002	U14	(10)	ROSE Rebecca		SMK		16.61	16.53	16.53	175.08	- 267.68
11	15	20337	2001	U14	(11)	SKIPPER Megan		NOR	NOR	16.62	16.66	16.62	179.41	+ 109.23
12	26	20725	2002	U14	(12)	WARMINGTON Harriet		HEM	HEM	16.72	16.93	16.72	184.22	+ 26.82
13	34	20441	2002	U14	(13)	STEVENS Lilyella		HEM	HEM	17.34	17.90	17.34	214.04	- 23.92
14	41		2001	U14	(14)	BYE Katherine		VIK		18.68	18.35	18.35	262.62	- 180.06
15	46		2001	U14	(15)	DENNIS Freya		HEM		18.43	30.49	18.43	266.47	-
16	47		2002	U14	(16)	NIGHTINGALE Jessica		SMK		18.60	18.69	18.60	274.65	-
17	57		2002	U14	(17)	BARNARD Xynia		NOR			18.93	18.93	290.52	+ 164.56
18	35		2002	U14	(18)	BLYTH Helena		HEM		19.39	19.53	19.39	312.65	+ 62.86
19	49		2001	U14	(19)	HANRAHAN Megan		HEM		21.08	20.26	20.26	354.49	-
20	50		2001	U14	(20)	WOLOSZCZUK Lucy		HEM	HEM	21.60	20.59	20.59	370.36	-

Disqualified - Run 1 (1)

57		2002	U14			BARNARD Xynia		NOR			18.93			
----	--	------	-----	--	--	---------------	--	-----	--	--	-------	--	--	--

Disqualified - Run 2 (1)

23		2001	U14			HAWKINS Danielle		HEM		14.63				
----	--	------	-----	--	--	------------------	--	-----	--	-------	--	--	--	--

++ Under 14 - Boys ++

1	62	20687	2001	U14	(1)	TROUNG Aaron		VIK	AMB	14.81	14.17	14.17	70.68	+ 13.22
2	71	20481	2001	U14	(2)	HUDSON Thomas		NOR	BSA	14.59	14.55	14.55	89.20	+ 13.35
3	121		2001	U14	(3)	REID Justin		HEM		14.83	14.85	14.83	102.85	-
4	87		2001	U14	(4)	LONGSTAFF Michael		WGC		14.89	15.18	14.89	105.77	- 36.29
5	86		2001	U14	(5)	APPLETON Byron		HEM		15.09	14.98	14.98	110.16	- 30.51
6	93	20766	2001	U14	(6)	HUMPHREYS Charlie		HEM	TSN	15.42	15.62	15.42	131.60	- 43.17
7	102	21129	2002	U14	(7)	LODER Angus		HEM	K--	16.22	16.55	16.22	170.60	- 83.07
8	91	20613	2001	U14	(8)	WILLIS James		SMK	SMK	16.65	16.44	16.44	181.32	+ 22.74
9	112		2002	U14	(9)	MICHAELS Joshua		HEM		17.60	19.22	17.60	237.86	- 232.91
10	108		2002	U14	(10)	ROUTLEDGE Sebastian		HEM		17.67	18.25	17.67	241.27	- 87.05

EASTERN REGION SNOWSPORTS ASSOCIATION 2014

HEM "Team Evolution" Summer League

Special Slalom - Female & Male

ERSA Summer League - Final Ranking - Points

Rank	Bib.	RegNo	Year	Cat	(Rank)	Name	Art	Sno	Run 1	Run 2	Time	Points	Perf
11	101		2002	U14	(11)	YARROW Raffi		VIK		18.19	18.02	18.02	258.33	+ 29.89
12	96		2001	U14	(12)	BUTTERS Harvey		VIK		18.26	18.60	18.26	270.03	+ 88.90
13	122		2002	U14	(13)	VLAISAVLJEVIC Zak		HEM	HEM	19.79	19.40	19.40	325.60	-
14	119		2002	U14	(14)	HARDING Luke		ESX		19.53	19.61	19.53	331.93	-

Did Not Start - Run 1 (1)

126		2002	U14			STRUTHERS Samual		HEM						
-----	--	------	-----	--	--	------------------	--	-----	--	--	--	--	--	--

Did Not Start - Run 2 (1)

126		2002	U14			STRUTHERS Samual		HEM						
-----	--	------	-----	--	--	------------------	--	-----	--	--	--	--	--	--

++ Under 16 - Girls ++

1	12	18318	2000	U16	(1)	KRAHELSKI Alicja		HEM	TEL	13.69	13.15	13.15	12.51	- 7.37
2	9	19498	1999	U16	(2)	LILLYWHITE Alexandra		VIK	AMB	13.71	13.44	13.44	26.45	- 8.60
3	4	20840	1999	U16	(3)	SNOW Elise		HEM	TEL	14.73	13.67	13.67	37.52	+ 16.93
4	14	20599	2000	U16	(4)	SHERING Nicole		HEM	SAS	13.85	13.72	13.72	39.92	+ 29.81
5	56		1999	U16	(5)	COOPER Lauren		SAS		14.68	14.21	14.21	63.49	-
6	3		1999	U16	(6)	DEAN Emily		HEM		14.80	15.83	14.80	91.87	+ 19.55
7	6	19235	1999	U16	(7)	ROYAL Natasha		VIK	BSA	15.03	14.91	14.91	97.16	+ 25.39
8	13	19712	1999	U16	(8)	BOTY Carys		HEM	ELI	15.13	14.98	14.98	100.53	+ 52.04
9	51		1999	U16	(9)	TUBBS Jessica		TSN		15.89	15.64	15.64	132.27	-
10	54		1999	U16	(10)	PETERSON Amy		HEM	BRS	15.88	15.73	15.73	136.60	-
11	31		1999	U16	(11)	BLYTH Charlotte		HEM		16.10	16.85	16.10	154.40	- 28.63
12	22		2000	U16	(12)	RUSSELL Rebecca		HEM			16.39	16.39	168.35	+ 19.61
13	38	21176	1999	U16	(13)	DAVIGHI Lucia		HEM	HEM	16.91	16.61	16.61	178.93	- 122.75
14	30	19746	2000	U16	(14)	BRADLEY Lydia		HEM	HEM	16.69	16.73	16.69	182.78	+ 17.68
15	20		1999	U16	(15)	DEREVE Emma		VIK		16.71	16.71	16.71	183.74	+ 57.31
16	18		2000	U16	(16)	MANNBY Siobhan		VIK		16.96	16.83	16.83	189.51	+ 71.05
17	25		2000	U16	(17)	COLLEN Grace		NOR		17.12	18.04	17.12	203.46	+ 52.55
18	27		2000	U16	(18)	WEBSTER Atlanta		NOR		17.34	17.30	17.30	212.12	+ 52.93
19	40		2000	U16	(19)	PARSONS Emily		HEM		19.13	18.29	18.29	259.74	- 139.93
20	45		2000	U16	(20)	KELLETT Annelise		HEM		18.89	19.18	18.89	288.60	-
21	37		1999	U16	(21)	ELPHICK Alex		ESX		21.43	21.00	21.00	390.09	+ 109.78

Did Not Start - Run 1 (2)

21	20439	2000	U16			STEVENS Annecy		HEM						
52		2000	U16			MCLEISH Alice		ESX						

Disqualified - Run 1 (1)

22		2000	U16			RUSSELL Rebecca		HEM			16.39			
----	--	------	-----	--	--	-----------------	--	-----	--	--	-------	--	--	--

Did Not Start - Run 2 (2)

21	20439	2000	U16			STEVENS Annecy		HEM						
52		2000	U16			MCLEISH Alice		ESX						

++ Under 16 - Boys ++















1	117		2000	U16	(1)	CALDWELL Patrick		HEM	BSA	14.62	14.32	14.32	77.99	-
2	127		1999	U16	(2)	COOPER Jordan		SAS		14.97	14.56	14.56	89.69	-
3	65		1999	U16	(3)	HOLMES Thomas		NOR		15.24	14.63	14.63	93.10	+ 19.92
4	94	20543	1999	U16	(4)	LODER Edward		HEM	AMB	14.85	14.79	14.79	100.90	- 73.99

EASTERN REGION SNOWSPORTS ASSOCIATION 2014

HEM "Team Evolution" Summer League

Special Slalom - Female & Male

ERSA Summer League - Final Ranking - Points

Rank	Bib.	RegNo	Year	Cat	(Rank)	Name	Art	Sno	Run 1	Run 2	Time	Points	Perf
5	79	20184	2000	U16	(5)	NEWTON William		HEM	HEM	15.07	15.08	15.07	114.54	+ 2.63
6	100		2000	U16	(6)	CLARKE Edward		HEM		15.95	15.68	15.68	144.28	- 80.67
7	82		1999	U16	(7)	CHILDS Lewis		WGC		16.22	16.33	16.22	170.60	+ 44.25
8	97		1999	U16	(8)	HEARNEY Christopher		NOR		16.86	16.57	16.57	187.66	+ 6.00
9	106		1999	U16	(9)	DE VILLIERS Nicholas		HEM		17.10	16.70	16.70	193.99	- 117.20
9	84	20126	2000	U16	(9)	THOMPSON Connor		VIK		16.70	16.96	16.70	193.99	+ 55.91
11	107		2000	U16	(11)	TRUST Alexander		HEM			16.95	16.95	206.18	- 120.19
11	92		2000	U16	(11)	STEWARD Oliver		NOR		16.95	17.17	16.95	206.18	+ 35.78
13	111		1999	U16	(13)	DEWSON Oliver		NOR		18.09	16.96	16.96	206.67	- 199.01
14	115		2000	U16	(14)	PRINGLE Angus		NOR		17.60	17.06	17.06	211.54	-
15	116		2000	U16	(15)	WARSOP Rowan		NOR	NOR	17.23	17.23	17.23	219.83	-
16	76	21723	2000	U16	(16)	HOWE Charlie		NOR			17.33	17.33	224.70	+ 127.10
17	113		2000	U16	(17)	BYE Matthew		VIK			18.72	18.72	292.45	- 194.22
18	109		1999	U16	(18)	BURNETT Alex		WGC		19.77		19.77	343.63	- 19.76

Did Not Start - Run 1 (2)

118		1999	U16			MCLEISH James		ESX						
120		1999	U16			REID Jonty		HEM						

Disqualified - Run 1 (3)

76	21723	2000	U16			HOWE Charlie		NOR			17.33			
107		2000	U16			TRUST Alexander		HEM			16.95			
113		2000	U16			BYE Matthew		VIK			18.72			

Did Not Start - Run 2 (2)

118		1999	U16			MCLEISH James		ESX						
120		1999	U16			REID Jonty		HEM						

Disqualified - Run 2 (1)

109		1999	U16			BURNETT Alex		WGC		19.77				
-----	--	------	-----	--	--	--------------	---	-----	--	-------	--	--	--	--

++ Under 18 - Girls ++

1	1	19137	1998	U18	(1)	COOPER Yasmin		HEM	BSA	13.77	12.89	12.89	0.00	- 11.46
2	53	19169	1998	U18	(2)	MANSON Cameron		HEM	SAS	13.88	13.37	13.37	23.09	-
3	2	20139	1997	U18	(3)	COE Megan		NOR		30.47	14.29	14.29	67.34	+ 55.27
4	10		1997	U18	(4)	SPANTON Jessica		NOR		15.60	16.10	15.60	130.35	+ 117.23
5	24	20360	1997	U18	(5)	BUCKLAND Amber		HEM	BSA	15.69	15.81	15.69	134.68	- 16.17

++ Under 18 - Boys ++

1	72	19639	1998	U18	(1)	BARTON Daniel		HEM	SMK	13.46	13.04	13.04	15.60	- 27.80
2	67	18661	1997	U18	(2)	WARMINGTON Richard		HEM	HEM	14.03	13.55	13.55	40.46	- 4.21
3	75	20628	1997	U18	(3)	RICHARDSON Thomas		NOR		14.00	13.65	13.65	45.33	+ 44.44
4	68	19713	1997	U18	(4)	BOTY Harry		HEM	ELI	14.33	13.70	13.70	47.77	- 9.74
5	83	19702	1998	U18	(5)	WEBB Jamie			SMK	14.12	14.82	14.12	68.24	- 66.08
6	73	18810	1997	U18	(6)	FENELEY Luke		NOR	BSA	14.66	14.48	14.48	85.79	+ 47.64
7	77	17977	1997	U18	(7)	SCHOFIELD Connor		HEM		14.91	15.34	14.91	106.75	- 1.34
8	85		1997	U18	(8)	STEWARD Harry		NOR		16.69	16.66	16.66	192.04	+ 51.79
9	98		1998	U18	(9)	SYDER James		NOR		17.36	17.14	17.14	215.44	+ 24.87

EASTERN REGION SNOWSPORTS ASSOCIATION 2014


HEM "Team Evolution" Summer League

Special Slalom - Female & Male

ERSA Summer League - Final Ranking - Points

Rank	Bib.	RegNo	Year	Cat	(Rank)	Name	Art	Sno	Run 1	Run 2	Time	Points	Perf
------	------	-------	------	-----	--------	------	-------	-----	-----	-------	-------	------	--------	------

++ Under 21 - Ladies ++

1	55		1996	U21	(1)	SELT Molly		VIK		16.81	17.64	16.81	188.55	+ 69.88
---	----	--	------	-----	-----	------------	---	-----	--	-------	-------	--------------	--------	---------

++ Under 21 - Men ++

1	61	18317	1996	U21	(1)	KRAHELSKI Oliver		HEM		13.47	12.72	12.72	0.00	- 3.05
2	70	19005	1995	U21	(2)	NORRIS Kieran		HEM	AMB	12.97	12.89	12.89	8.29	- 21.92
3	74	19159	1996	U21	(3)	HENDERSON Tom		HEM	AMB	12.94	13.21	12.94	10.72	- 8.04
4	114		1994	U21	(4)	WELLS Oliver		HEM		14.95	14.64	14.64	93.58	-

++ Seniors/Masters 1 Ladies ++

1	7	19195	1993	SM1	(1)	GOLDSMITH Olivia		HEM		15.30	14.75	14.75	89.46	+ 15.84
2	43		1984	SM1	(2)	EDWARDS Donna		VIK			31.38	31.38	889.36	+ 213.67

Disqualified - Run 1 (1)

	43		1984	SM1		EDWARDS Donna		VIK			31.38			
--	----	--	------	-----	--	---------------	---	-----	--	--	-------	--	--	--





++ Seniors/Masters 1 Men ++

1	64	18629	1993	SM1	(1)	MOLLOY Daniel		NOR		14.78	14.23	14.23	73.60	+ 57.56
2	124		1978	SM1	(2)	GREEN Stuart		HEM	HEM	18.41	17.37	17.37	226.65	-
3	99		1987	SM1	(3)	BELLAMY Edward		NOR		18.49	17.78	17.78	246.64	+ 39.56

++ Masters 2/ Masters 3 Ladies ++

1	11	14159	1970	M23	(1)	ANDERSON Beverley		VIK	K--	15.29	35.55	15.29	115.44	+ 55.95
2	16		1971	M23	(2)	SAMPSON Melissa		NOR		16.79	16.24	16.24	161.13	+ 60.29
3	19		1973	M23	(3)	LEONARD Heather		SMK	SMK	16.66	17.02	16.66	181.33	+ 55.49
4	33		1974	M23	(4)	TUTT Anna		HEM		17.48	17.31	17.31	212.60	- 11.99
5	32	20178	1967	M23	(5)	DEIGHTON Avelline		HEM	IMP	17.52	17.82	17.52	222.70	+ 8.14
6	36		1973	M23	(6)	DE VILLIERS Hayley		HEM		17.79	17.80	17.79	235.69	- 17.62

++ Masters 2/ Masters 3 Men++


1	63	19135	1961	M23	(1)	NORRIS John		HEM	SAS	14.23	14.55	14.23	73.60	- 6.29
2	81	13217	1968	M23	(2)	SHARP Anthony		HEM		14.99	15.65	14.99	110.64	- 12.82
3	69		1973	M23	(3)	YARROW Tristan		VIK	VIK	15.13	15.86	15.13	117.47	+ 26.47
4	125		1960	M23	(4)	NIGHTINGALE Neal		SMK		19.26	15.30	15.30	125.75	-
5	78		1960	M23	(5)	OHSTEN Ben		NOR		16.76	15.95	15.95	157.44	+ 46.16
6	66	10372	1959	M23	(6)	ANDERSON Christopher		VIK	K--	16.22	16.71	16.22	170.60	+ 80.42
7	123		1971	M23	(7)	ARLOTT Martin		HEM		17.40	16.24	16.24	171.57	-
8	88		1966	M23	(8)	HOLMES Peter		NOR		16.25	17.32	16.25	172.06	+ 29.98
9	80		1967	M23	(9)	SYDER Mark		NOR		16.81	16.66	16.66	192.04	+ 72.03
10	105		1970	M23	(10)	DEVAUX Christian		HEM		17.49	17.20	17.20	218.36	- 74.64
11	90		1966	M23	(11)	GARRETT Mike		NOR		17.48	17.24	17.24	220.31	+ 64.47
12	95		1963	M23	(12)	MANNBY Jan-Olof		VIK		17.34	18.18	17.34	225.19	+ 47.35
13	104		1960	M23	(13)	THOMAS Pat		HEM		17.61	17.58	17.58	236.89	- 48.96

EASTERN REGION SNOWSPORTS ASSOCIATION 2014

HEM "Team Evolution" Summer League

Special Slalom - Female & Male

ERSA Summer League - Final Ranking - Points

Rank	Bib.	RegNo	Year	Cat	(Rank) Name	Art	Sno	Run 1	Run 2	Time	Points	Perf
14	110	8713	1959	M23	(14) CLARKE Christopher		HEM	SAS	18.36	18.55	18.36	274.91	- 100.82

Did Not Start - Run 1 (2)

89			1965	M23	LYONS Alan		HEM						
103			1955	M23	DANBURY Mike		WGC						

Did Not Start - Run 2 (2)

89			1965	M23	LYONS Alan		HEM						
103			1955	M23	DANBURY Mike		WGC						