

EASTERN REGION SNOWSPORTS ASSOCIATION 2014

HEM "Team Evolution" Summer League

Super GS - Female & Male - Under 12's


Ranking

Rank	Bib.	RegNo	Year	Cat	(Rank)	Name	Art	Sno	Run 1	Run 2	Time	Gap
------	------	-------	------	-----	--------	------	-------	-----	-----	-------	-------	------	-----

++ Under 08 - Girls ++

1	3		2007	U08	(1)	TUTT Holly		HEM		14.58	14.52	14.52	
2	63		2007	U08	(2)	BIRD Libby		TAL		18.59	17.99	17.99	3.47

Did Not Start - Run 1 (1)

	15		2007	U08		KING Jessica		VIK					
--	----	--	------	-----	--	--------------	---	-----	--	--	--	--	--









Did Not Start - Run 2 (1)

	15		2007	U08		KING Jessica		VIK					
--	----	--	------	-----	--	--------------	---	-----	--	--	--	--	--




++ Under 08 - Boys ++

1	7		2007	U08	(1)	SMITH Bradley		VIK		16.30	15.59	15.59	
2	9		2007	U08	(2)	WOOD George		VIK		17.39	16.88	16.88	1.29
3	10		2007	U08	(3)	MITCHELL Kieran		NOR		52.05	17.27	17.27	1.68




++ Under 10 - Girls ++

1	58		2005	U10	(1)	BARTLETT Honor		VIK		13.90	13.68	13.68	
2	60		2005	U10	(2)	HERRIES Olivia		HEM		13.95	14.34	13.95	0.27
3	1		2005	U10	(3)	BENN Jessica		HEM		14.97	14.15	14.15	0.47
4	48		2005	U10	(4)	MANN Madeleine		VIK		15.93	14.73	14.73	1.05
5	30		2005	U10	(5)	ARLOTT Holly		HEM		16.00	15.48	15.48	1.80
6	44		2006	U10	(6)	STRUTHERS Annelies		HEM		17.07	16.03	16.03	2.35
7	46		2005	U10	(7)	PERRY Georgie		WGC		17.11	16.70	16.70	3.02
8	54		2005	U10	(8)	PERRY Charlotte		WGC		18.54	18.22	18.22	4.54

Did Not Start - Run 1 (3)

	6		2006	U10		FAIRFULL Madeleine		HEM	HEM				
	20	20440	2005	U10		STEVENS Cordelia		HEM					
	28		2006	U10		BLACKWELL Lucy		TAL					

Did Not Start - Run 2 (3)

	6		2006	U10		FAIRFULL Madeleine		HEM	HEM				
	20	20440	2005	U10		STEVENS Cordelia		HEM					
	28		2006	U10		BLACKWELL Lucy		TAL					

== Under 10 - Boys ++

1	39	21604	2005	U10	(1)	OGDEN Alexander		NOR	ELI	13.29	12.74	12.74	
2	8		2006	U10	(2)	DADE Jake		NOR		13.93	13.62	13.62	0.88
3	11		2005	U10	(3)	KILPATRICK Maxwell		HEM		13.88	13.64	13.64	0.90
4	42		2006	U10	(4)	SINCLAIR Laurence		VIK		13.88	13.89	13.88	1.14
5	27		2005	U10	(5)	PARKER Travis		NOR		14.87	14.39	14.39	1.65
6	47		2006	U10	(6)	SMITH Ben		VIK		15.30	15.24	15.24	2.50
7	38		2005	U10	(7)	LOUTH Oscar		HEM		54.21	16.24	16.24	3.50
8	16		2006	U10	(8)	WEST Jamie		VIK		20.27	22.56	20.27	7.53

Did Not Start - Run 1 (1)

	62		2005	U10		SELT Olivia		VIK					
--	----	--	------	-----	--	-------------	---	-----	--	--	--	--	--

EASTERN REGION SNOWSPORTS ASSOCIATION 2014

HEM "Team Evolution" Summer League

Super GS - Female & Male - Under 12's













Ranking

Rank	Bib.	RegNo	Year	Cat	(Rank)	Name	Art	Sno	Run 1	Run 2	Time	Gap
------	------	-------	------	-----	--------	------	-------	-----	-----	-------	-------	------	-----





Did Not Start - Run 2 (1)

62		2005	U10			SELT Olivia		VIK					
----	--	------	-----	--	--	-------------	---	-----	--	--	--	--	--





++ Under 12 - Girls ++

1	45		2003	U12	(1)	BOTY Nia		HEM	ELI	12.74	12.89	12.74	
2	51	20998	2003	U12	(2)	BARDER Katie		HEM	HEM	13.96	13.56	13.56	0.82
3	31		2003	U12	(3)	HOLMES Abby		NOR		13.86	13.72	13.72	0.98
4	56		2003	U12	(4)	THOMAS Sophie		HEM		13.97	13.98	13.97	1.23
5	33		2003	U12	(5)	MCLEISH Emily		ESX		14.05	14.31	14.05	1.31
6	26		2003	U12	(6)	NIGHTINGALE Lucy		HEM		15.30	15.13	15.13	2.39
7	50		2004	U12	(7)	PETERSON Lexie		HEM	BRS	16.66	15.78	15.78	3.04
8	35		2004	U12	(8)	TRUST Emma		HEM		15.86	15.81	15.81	3.07
9	21		2003	U12	(9)	WEST Sophie		VIK		16.54	16.09	16.09	3.35
10	49		2004	U12	(10)	WOOD Caitlin		VIK		16.38	16.69	16.38	3.64
11	17		2004	U12	(11)	KING Emily		VIK		17.78	19.16	17.78	5.04
12	34		2004	U12	(12)	ROW Stella		VIK		18.83	19.27	18.83	6.09


















Did Not Start - Run 1 (4)

5		2004	U12			JONES Charlotte		TAL					
24		2003	U12			BAYLIS Arabella		HEM					
29	20855	2003	U12			FOSTER Sophie		HEM	SPR				
37	20678	2003	U12			CUTHBERT Tia		VIK					

Did Not Start - Run 2 (4)

5		2004	U12			JONES Charlotte		TAL					
24		2003	U12			BAYLIS Arabella		HEM					
29	20855	2003	U12			FOSTER Sophie		HEM	SPR				
37	20678	2003	U12			CUTHBERT Tia		VIK					

++ Under 12 - Boys ++

1	59		2003	U12	(1)	TUBBS Charlie		TSN		12.14	12.09	12.09	
2	18	20884	2003	U12	(2)	THOMPSON Joseph		NOR	ELI	12.57	12.16	12.16	0.07
2	12	21194	2003	U12	(2)	NEWTON Charlie		HEM	HEM	12.27	12.16	12.16	0.07
4	57		2003	U12	(4)	BARTLETT Arthur		VIK		12.77	12.88	12.77	0.68
5	13		2003	U12	(5)	MCANALLY Ewan		WGC		12.94	12.82	12.82	0.73
6	53		2003	U12	(6)	DENNIS Archie		HEM		12.83	52.20	12.83	0.74
7	23		2003	U12	(7)	MCLAREN-TOSH Jack		HEM		13.17	12.92	12.92	0.83
8	52		2003	U12	(8)	KAPADIA Alex		HEM		13.10	13.74	13.10	1.01
9	43	20264	2003	U12	(9)	REIDY Thomas		HEM	K--	13.51	13.15	13.15	1.06
10	19		2003	U12	(10)	TURNER Alfie		HEM		13.31	21.61	13.31	1.22
11	14		2003	U12	(11)	FAIRFULL Max		HEM		13.50	13.42	13.42	1.33
12	2		2004	U12	(12)	B EGLIN Thomas		HEM		13.88	13.52	13.52	1.43
13	41		2004	U12	(13)	SINCLAIR Charles		VIK		14.12	13.93	13.93	1.84
14	36		2004	U12	(14)	HAIG George		HEM	HEM	13.99	13.96	13.96	1.87
15	126		2004	U12	(15)	STRUTHERS Samual		HEM		14.48	14.31	14.31	2.22
16	22		2004	U12	(16)	VLAISAVLJEVIC Max		HEM	HEM	14.93	14.36	14.36	2.27
17	25		2004	U12	(17)	COLLEN Hamish		NOR		15.81	15.16	15.16	3.07

Did Not Start - Run 1 (5)

4		20748	2003	U12		DADE Tommy		NOR	AMB				
32		2003	U12			SANDLER Jameson		HEM					
40		2004	U12			JACKSON Henry		HEM					
55		2003	U12			DEVAUX Orlando		HEM					
61		2003	U12			WILLIAMS Elliot		WGC					

EASTERN REGION SNOWSPORTS ASSOCIATION 2014

HEM "Team Evolution" Summer League

Super GS - Female & Male - Under 12's

Ranking

Rank	Bib.	RegNo	Year	Cat	(Rank)	Name	Art	Sno	Run 1	Run 2	Time	Gap
------	------	-------	------	-----	--------	------	-------	-----	-----	-------	-------	------	-----

Did Not Start - Run 2 (5)











4		20748	2003	U12		DADE Tommy		NOR	AMB				
32			2003	U12		SANDLER Jameson		HEM					
40			2004	U12		JACKSON Henry		HEM					
55			2003	U12		DEVAUX Orlando		HEM					
61			2003	U12		WILLIAMS Elliot		WGC					

EASTERN REGION SNOWSPORTS ASSOCIATION 2014

HEM "Team Evolution" Summer League

Super G - Female & Male

Ranking

Rank	Bib.	RegNo	Year	Cat	(Rank)	Name	Art	Sno	Run 1	Run 2	Time	Gap
++ Under 14 - Girls ++													
1	5	20496	2002	U14	(1)	SCRANAGE-HARRISON Elenor		HEM	HEM	12.07	11.90	11.90	
2	44	21355	2001	U14	(2)	TAPSELL Charlotte		HEM	CHT	12.03	11.96	11.96	0.06
3	23		2001	U14	(3)	HAWKINS Danielle		HEM		12.23	11.97	11.97	0.07
4	29		2001	U14	(4)	HAWKINS Zara		HEM		12.20	12.11	12.11	0.21
5	28		2001	U14	(5)	HAWKINS Lily		HEM		12.42	12.64	12.42	0.52
6	8		2001	U14	(6)	LUCK Jemma		NOR		12.48	12.58	12.48	0.58
7	48		2002	U14	(7)	CALDWELL Anna		HEM		13.11	12.50	12.50	0.60
7	39	19770	2001	U14	(7)	COOPER Izabelle		SAS	BSA	12.74	12.50	12.50	0.60
9	42	19739	2002	U14	(9)	ROSE Rebecca		SMK		13.12	12.72	12.72	0.82
10	15	20337	2001	U14	(10)	SKIPPER Megan		NOR	NOR	13.35	12.94	12.94	1.04
11	26	20725	2002	U14	(11)	WARMINGTON Harriet		HEM	HEM	12.96	13.06	12.96	1.06
12	46		2001	U14	(12)	DENNIS Freya		HEM		13.90	13.79	13.79	1.89
13	57		2002	U14	(13)	BARNARD Xynia		NOR		14.06	14.00	14.00	2.10
14	47		2002	U14	(14)	NIGHTINGALE Jessica		SMK		14.49	14.40	14.40	2.50
15	49		2001	U14	(15)	HANRAHAN Megan		HEM		14.53	15.10	14.53	2.63
16	41		2001	U14	(16)	BYE Katherine		VIK		14.67	14.82	14.67	2.77
16	35		2002	U14	(16)	BLYTH Helena		HEM		14.67	14.78	14.67	2.77

Did Not Start - Run 1 (3)

17	20856	2001	U14			FOSTER Olivia		HEM	SPR				
34	20441	2002	U14			STEVENS Lilyella		HEM	HEM				
50		2001	U14			WOLOSZCZUK Lucy		HEM	HEM				




Did Not Start - Run 2 (3)

17	20856	2001	U14			FOSTER Olivia		HEM	SPR				
34	20441	2002	U14			STEVENS Lilyella		HEM	HEM				
50		2001	U14			WOLOSZCZUK Lucy		HEM	HEM				


++ Under 14 - Boys ++

1	86		2001	U14	(1)	APPLETON Byron		HEM		11.36	11.29	11.29	
2	62	20687	2001	U14	(2)	TROUNG Aaron		VIK	AMB	11.73	11.59	11.59	0.30
3	71	20481	2001	U14	(3)	HUDSON Thomas		NOR	BSA	12.12	11.67	11.67	0.38
4	87		2001	U14	(4)	LONGSTAFF Michael		WGC		12.06	11.91	11.91	0.62
5	121		2001	U14	(5)	REID Justin		HEM		12.20	12.12	12.12	0.83
6	102	21129	2002	U14	(6)	LODER Angus		HEM	K--	12.32	12.50	12.32	1.03
7	93	20766	2001	U14	(7)	HUMPHREYS Charlie		HEM	TSN	12.87	12.35	12.35	1.06
8	96		2001	U14	(8)	BUTTERS Harvey		VIK		13.51	12.93	12.93	1.64
9	101		2002	U14	(9)	YARROW Raffi		VIK		13.04	13.22	13.04	1.75
10	112		2002	U14	(10)	MICHAELS Joshua		HEM		13.51	13.23	13.23	1.94
11	122		2002	U14	(11)	VLAISAVLJEVIC Zak		HEM	HEM	13.87	14.15	13.87	2.58
12	119		2002	U14	(12)	HARDING Luke		ESX		15.45	15.38	15.38	4.09

Did Not Start - Run 1 (3)

91	20613	2001	U14			WILLIS James		SMK	SMK				
108		2002	U14			ROUTLEDGE Sebastian		HEM					
126		2002	U14			STRUTHERS Samual		HEM					

Did Not Start - Run 2 (3)
















91	20613	2001	U14			WILLIS James		SMK	SMK				
108		2002	U14			ROUTLEDGE Sebastian		HEM					
126		2002	U14			STRUTHERS Samual		HEM					

EASTERN REGION SNOWSPORTS ASSOCIATION 2014

HEM "Team Evolution" Summer League

Super G - Female & Male

Ranking

Rank	Bib.	RegNo	Year	Cat	(Rank)	Name	Art	Sno	Run 1	Run 2	Time	Gap
++ Under 16 - Girls ++													
1	14	20599	2000	U16	(1)	SHERING Nicole		HEM	SAS	11.35	11.31	11.31	
2	9	19498	1999	U16	(2)	LILLYWHITE Alexandra		VIK	AMB	11.53	11.51	11.51	0.20
3	4	20840	1999	U16	(3)	SNOW Elise		HEM	TEL	11.70	11.53	11.53	0.22
4	13	19712	1999	U16	(4)	BOTY Carys		HEM	ELI	12.03	11.98	11.98	0.67
5	56		1999	U16	(5)	COOPER Lauren		SAS		12.12	11.99	11.99	0.68
6	6	19235	1999	U16	(6)	ROYAL Natasha		VIK	BSA	12.45	12.01	12.01	0.70
7	51		1999	U16	(7)	TUBBS Jessica		TSN		12.44	12.02	12.02	0.71
8	54		1999	U16	(8)	PETERSON Amy		HEM	BRS	12.32	12.09	12.09	0.78
9	31		1999	U16	(9)	BLYTH Charlotte		HEM		12.17	33.15	12.17	0.86
10	27		2000	U16	(10)	WEBSTER Atlanta		NOR		12.89	13.09	12.89	1.58
10	20		1999	U16	(10)	DEREVE Emma		VIK		13.75	12.89	12.89	1.58
12	18		2000	U16	(12)	MANNBY Siobhan		VIK		13.48	13.07	13.07	1.76
13	25		2000	U16	(13)	COLLEN Grace		NOR		13.28	13.09	13.09	1.78
14	38	21176	1999	U16	(14)	DAVIGHI Lucia		HEM	HEM	13.13	13.21	13.13	1.82
15	45		2000	U16	(15)	KELLETT Annelise		HEM		13.33	13.20	13.20	1.89
16	37		1999	U16	(16)	ELPHICK Alex		ESX		15.49	15.14	15.14	3.83


Did Not Start - Run 1 (7)

3			1999	U16		DEAN Emily		HEM					
12	18318		2000	U16		KRAHELSKI Alicja		HEM	TEL				
21	20439		2000	U16		STEVENS Annecey		HEM					
22			2000	U16		RUSSELL Rebecca		HEM					
30	19746		2000	U16		BRADLEY Lydia		HEM	HEM				
40			2000	U16		PARSONS Emily		HEM					
52			2000	U16		MCLEISH Alice		ESX					

Did Not Start - Run 2 (7)

3			1999	U16		DEAN Emily		HEM					
12	18318		2000	U16		KRAHELSKI Alicja		HEM	TEL				
21	20439		2000	U16		STEVENS Annecey		HEM					
22			2000	U16		RUSSELL Rebecca		HEM					
30	19746		2000	U16		BRADLEY Lydia		HEM	HEM				
40			2000	U16		PARSONS Emily		HEM					
52			2000	U16		MCLEISH Alice		ESX					

++ Under 16 - Boys ++

1	65		1999	U16	(1)	HOLMES Thomas		NOR		12.02	11.43	11.43	
2	117		2000	U16	(2)	CALDWELL Patrick		HEM	BSA	11.77	11.57	11.57	0.14
3	79	20184	2000	U16	(3)	NEWTON William		HEM	HEM	11.76	12.22	11.76	0.33
4	94	20543	1999	U16	(4)	LODER Edward		HEM	AMB	11.87	12.13	11.87	0.44
5	127		1999	U16	(5)	COOPER Jordan		SAS		11.93	12.12	11.93	0.50
6	100		2000	U16	(6)	CLARKE Edward		HEM		12.80	12.00	12.00	0.57
7	82		1999	U16	(7)	CHILDS Lewis		WGC		12.66	12.18	12.18	0.75
8	116		2000	U16	(8)	WARSOP Rowan		NOR	NOR	12.71	12.28	12.28	0.85
9	84	20126	2000	U16	(9)	THOMPSON Connor		VIK		12.48	12.39	12.39	0.96
10	111		1999	U16	(10)	DEWSON Oliver		NOR		12.74	12.54	12.54	1.11
10	106		1999	U16	(10)	DE VILLIERS Nicholas		HEM		12.56	12.54	12.54	1.11
12	76	21723	2000	U16	(12)	HOWE Charlie		NOR		12.69	12.58	12.58	1.15
13	107		2000	U16	(13)	TRUST Alexander		HEM		13.13	12.88	12.88	1.45
14	97		1999	U16	(14)	HEARNEY Christopher		NOR		13.00	12.96	12.96	1.53
15	115		2000	U16	(15)	PRINGLE Angus		NOR		13.66	13.33	13.33	1.90
16	92		2000	U16	(16)	STEWART Oliver		NOR		13.42	13.65	13.42	1.99
17	113		2000	U16	(17)	BYE Matthew		VIK		14.31	13.84	13.84	2.41
18	109		1999	U16	(18)	BURNETT Alex		WGC		15.11	14.09	14.09	2.66

Did Not Start - Run 1 (2)

118			1999	U16		MCLEISH James		ESX					
-----	--	--	------	-----	--	---------------	---	-----	--	--	--	--	--

EASTERN REGION SNOWSPORTS ASSOCIATION 2014

HEM "Team Evolution" Summer League

Super G - Female & Male

Ranking

Rank	Bib.	RegNo	Year	Cat	(Rank)	Name	Art	Sno	Run 1	Run 2	Time	Gap
	120		1999	U16		REID Jonty		HEM					

Did Not Start - Run 2 (2)

	118		1999	U16		MCLEISH James		ESX					
	120		1999	U16		REID Jonty		HEM					


++ Under 18 - Girls ++

1	1	19137	1998	U18	(1)	COOPER Yasmin		HEM BSA		11.07	11.20	11.07	
2	53	19169	1998	U18	(2)	MANSON Cameron		HEM SAS		11.47	11.32	11.32	0.25
3	2	20139	1997	U18	(3)	COE Megan		NOR		11.81	11.71	11.71	0.64
4	10		1997	U18	(4)	SPANTON Jessica		NOR		12.51	12.16	12.16	1.09
5	24	20360	1997	U18	(5)	BUCKLAND Amber		HEM BSA		12.50	12.48	12.48	1.41

++ Under 18 - Boys ++

1	72	19639	1998	U18	(1)	BARTON Daniel		HEM SMK		11.21	11.14	11.14	
2	67	18661	1997	U18	(2)	WARMINGTON Richard		HEM HEM		11.24	11.15	11.15	0.01
3	83	19702	1998	U18	(3)	WEBB Jamie		SMK		11.46	11.24	11.24	0.10
4	73	18810	1997	U18	(4)	FENELEY Luke		NOR BSA		11.39	11.31	11.31	0.17
5	77	17977	1997	U18	(5)	SCHOFIELD Connor		HEM		11.83	11.59	11.59	0.45
6	75	20628	1997	U18	(6)	RICHARDSON Thomas		NOR		11.65	11.75	11.65	0.51
7	68	19713	1997	U18	(7)	BOTY Harry		HEM ELI		12.48	11.84	11.84	0.70
8	98		1998	U18	(8)	SYDER James		NOR		12.95	12.29	12.29	1.15
9	85		1997	U18	(9)	STEWART Harry		NOR		12.98	12.64	12.64	1.50


++ Under 21 - Ladies ++

1	55		1996	U21	(1)	SELT Molly		VIK		13.54	13.48	13.48	
---	----	--	------	-----	-----	------------	---	-----	--	-------	-------	-------	--


++ Under 21 - Men ++

1	74	19159	1996	U21	(1)	HENDERSON Tom		HEM AMB		10.94	10.98	10.94	
1	70	19005	1995	U21	(1)	NORRIS Kieran		HEM AMB		11.05	10.94	10.94	
3	114		1994	U21	(3)	WELLS Oliver		HEM		11.66	11.45	11.45	0.51

Did Not Start - Run 1 (1)

	61	18317	1996	U21		KRAHELSKI Oliver		HEM					
--	----	-------	------	-----	--	------------------	---	-----	--	--	--	--	--

Did Not Start - Run 2 (1)

	61	18317	1996	U21		KRAHELSKI Oliver		HEM					
--	----	-------	------	-----	--	------------------	---	-----	--	--	--	--	--

++ Seniors/Masters 1 Ladies ++

1	7	19195	1993	SM1	(1)	GOLDSMITH Olivia		HEM		12.01	11.89	11.89	
2	43		1984	SM1	(2)	EDWARDS Donna		VIK		20.77	35.24	20.77	8.88

++ Seniors/Masters 1 Men ++

1	64	18629	1993	SM1	(1)	MOLLOY Daniel		NOR		11.63	11.45	11.45	
2	124		1978	SM1	(2)	GREEN Stuart		HEM HEM		13.27	13.18	13.18	1.73

EASTERN REGION SNOWSPORTS ASSOCIATION 2014




HEM "Team Evolution" Summer League

Super G - Female & Male

Ranking

Rank	Bib.	RegNo	Year	Cat	(Rank)	Name	Art	Sno	Run 1	Run 2	Time	Gap
3	99		1987	SM1	(3)	BELLAMY Edward		NOR		13.77	13.27	13.27	1.82

++ Masters 2/ Masters 3 Ladies ++

1	11	14159	1970	M23	(1)	ANDERSON Beverley		VIK	K--	12.39	12.14	12.14	
2	16		1971	M23	(2)	SAMPSON Melissa		NOR		12.72	12.78	12.72	0.58
3	36		1973	M23	(3)	DE VILLIERS Hayley		HEM		13.76	13.35	13.35	1.21
4	33		1974	M23	(4)	TUTT Anna		HEM		14.96	14.02	14.02	1.88




Did Not Start - Run 1 (2)

19			1973	M23		LEONARD Heather		SMK	SMK				
32		20178	1967	M23		DEIGHTON Avelline		HEM	IMP				

Did Not Start - Run 2 (2)

19			1973	M23		LEONARD Heather		SMK	SMK				
32		20178	1967	M23		DEIGHTON Avelline		HEM	IMP				

++ Masters 2/ Masters 3 Men++

1	69		1973	M23	(1)	YARROW Tristan		VIK	VIK	11.54	11.47	11.47	
2	81	13217	1968	M23	(2)	SHARP Anthony		HEM		11.99	11.58	11.58	0.11
3	63	19135	1961	M23	(3)	NORRIS John		HEM	SAS	12.20	11.59	11.59	0.12
4	88		1966	M23	(4)	HOLMES Peter		NOR		12.42	12.07	12.07	0.60
5	80		1967	M23	(5)	SYDER Mark		NOR		12.67	12.24	12.24	0.77
6	90		1966	M23	(6)	GARRETT Mike		NOR		12.74	12.36	12.36	0.89
7	78		1960	M23	(7)	OHSTEN Ben		NOR		12.47	12.41	12.41	0.94
8	123		1971	M23	(8)	ARLOTT Martin		HEM		12.67	12.43	12.43	0.96
9	66	10372	1959	M23	(9)	ANDERSON Christopher		VIK	K--	12.72	12.47	12.47	1.00
10	104		1960	M23	(10)	THOMAS Pat		HEM		12.82	12.49	12.49	1.02
11	95		1963	M23	(11)	MANNBY Jan-Olof		VIK		12.76	12.59	12.59	1.12

Did Not Start - Run 1 (5)

89			1965	M23		LYONS Alan		HEM					
103			1955	M23		DANBURY Mike		WGC					
105			1970	M23		DEVAUX Christian		HEM					
110		8713	1959	M23		CLARKE Christopher		HEM	SAS				
125			1960	M23		NIGHTINGALE Neal		SMK					

Did Not Start - Run 2 (5)























89			1965	M23		LYONS Alan		HEM					
103			1955	M23		DANBURY Mike		WGC					
105			1970	M23		DEVAUX Christian		HEM					
110		8713	1959	M23		CLARKE Christopher		HEM	SAS				
125			1960	M23		NIGHTINGALE Neal		SMK					

EASTERN REGION SNOWSPORTS ASSOCIATION 2014

HEM "Team Evolution" Summer League

Super GS - Female & Male - Under 12's

Ranking

Rank	Bib.	RegNo	Year	Cat	(Rank)	Name	Art	Sno	Run 1	Run 2	Time	Gap
=== ERSA Girls and Ladies ===													
1	45		2003	U12	(1)	BOTY Nia		HEM	ELI	12.74	12.89	12.74	
2	51	20998	2003	U12	(2)	BARDER Katie		HEM	HEM	13.96	13.56	13.56	0.82
3	58		2005	U10	(1)	BARTLETT Honor		VIK		13.90	13.68	13.68	0.94
4	31		2003	U12	(3)	HOLMES Abby		NOR		13.86	13.72	13.72	0.98
5	60		2005	U10	(2)	HERRIES Olivia		HEM		13.95	14.34	13.95	1.21
6	56		2003	U12	(4)	THOMAS Sophie		HEM		13.97	13.98	13.97	1.23
7	33		2003	U12	(5)	MCLEISH Emily		ESX		14.05	14.31	14.05	1.31
8	1		2005	U10	(3)	BENN Jessica		HEM		14.97	14.15	14.15	1.41
9	3		2007	U08	(1)	TUTT Holly		HEM		14.58	14.52	14.52	1.78
10	48		2005	U10	(4)	MANN Madeleine		VIK		15.93	14.73	14.73	1.99
11	26		2003	U12	(6)	NIGHTINGALE Lucy		HEM		15.30	15.13	15.13	2.39
12	30		2005	U10	(5)	ARLOTT Holly		HEM		16.00	15.48	15.48	2.74
13	50		2004	U12	(7)	PETERSON Lexie		HEM	BRS	16.66	15.78	15.78	3.04
14	35		2004	U12	(8)	TRUST Emma		HEM		15.86	15.81	15.81	3.07
15	44		2006	U10	(6)	STRUTHERS Annelies		HEM		17.07	16.03	16.03	3.29
16	21		2003	U12	(9)	WEST Sophie		VIK		16.54	16.09	16.09	3.35
17	49		2004	U12	(10)	WOOD Caitlin		VIK		16.38	16.69	16.38	3.64
18	46		2005	U10	(7)	PERRY Georgie		WGC		17.11	16.70	16.70	3.96
19	17		2004	U12	(11)	KING Emily		VIK		17.78	19.16	17.78	5.04
20	63		2007	U08	(2)	BIRD Libby		TAL		18.59	17.99	17.99	5.25
21	54		2005	U10	(8)	PERRY Charlotte		WGC		18.54	18.22	18.22	5.48
22	34		2004	U12	(12)	ROW Stella		VIK		18.83	19.27	18.83	6.09




Did Not Start - Run 1 (8)

5			2004	U12		JONES Charlotte		TAL					
6			2006	U10		FAIRFULL Madeleine		HEM	HEM				
15			2007	U08		KING Jessica		VIK					
20	20440		2005	U10		STEVENS Cordelia		HEM					
24			2003	U12		BAYLIS Arabella		HEM					
28			2006	U10		BLACKWELL Lucy		TAL					
29	20855		2003	U12		FOSTER Sophie		HEM	SPR				
37	20678		2003	U12		CUTHBERT Tia		VIK					

Did Not Start - Run 2 (8)

5			2004	U12		JONES Charlotte		TAL					
6			2006	U10		FAIRFULL Madeleine		HEM	HEM				
15			2007	U08		KING Jessica		VIK					
20	20440		2005	U10		STEVENS Cordelia		HEM					
24			2003	U12		BAYLIS Arabella		HEM					
28			2006	U10		BLACKWELL Lucy		TAL					
29	20855		2003	U12		FOSTER Sophie		HEM	SPR				
37	20678		2003	U12		CUTHBERT Tia		VIK					

=== ERSA Boys and Men ===


















1	59		2003	U12	(1)	TUBBS Charlie		TSN		12.14	12.09	12.09	
2	18	20884	2003	U12	(2)	THOMPSON Joseph		NOR	ELI	12.57	12.16	12.16	0.07
2	12	21194	2003	U12	(2)	NEWTON Charlie		HEM	HEM	12.27	12.16	12.16	0.07
4	39	21604	2005	U10	(1)	OGDEN Alexander		NOR	ELI	13.29	12.74	12.74	0.65
5	57		2003	U12	(4)	BARTLETT Arthur		VIK		12.77	12.88	12.77	0.68
6	13		2003	U12	(5)	MCANALLY Ewan		WGC		12.94	12.82	12.82	0.73
7	53		2003	U12	(6)	DENNIS Archie		HEM		12.83	52.20	12.83	0.74
8	23		2003	U12	(7)	MCLAREN-TOSH Jack		HEM		13.17	12.92	12.92	0.83
9	52		2003	U12	(8)	KAPADIA Alex		HEM		13.10	13.74	13.10	1.01
10	43	20264	2003	U12	(9)	REIDY Thomas		HEM	K--	13.51	13.15	13.15	1.06
11	19		2003	U12	(10)	TURNER Alfie		HEM		13.31	21.61	13.31	1.22

EASTERN REGION SNOWSPORTS ASSOCIATION 2014







HEM "Team Evolution" Summer League

Super GS - Female & Male - Under 12's







Ranking

Rank	Bib.	RegNo	Year	Cat	(Rank)	Name	Art	Sno	Run 1	Run 2	Time	Gap
12	14		2003	U12	(11)	FAIRFULL Max		HEM		13.50	13.42	13.42	1.33
13	2		2004	U12	(12)	B EGLIN Thomas		HEM		13.88	13.52	13.52	1.43
14	8		2006	U10	(2)	DADE Jake		NOR		13.93	13.62	13.62	1.53
15	11		2005	U10	(3)	KILPATRICK Maxwell		HEM		13.88	13.64	13.64	1.55
16	42		2006	U10	(4)	SINCLAIR Laurence		VIK		13.88	13.89	13.88	1.79
17	41		2004	U12	(13)	SINCLAIR Charles		VIK		14.12	13.93	13.93	1.84
18	36		2004	U12	(14)	HAIG George		HEM	HEM	13.99	13.96	13.96	1.87
19	126		2004	U12	(15)	STRUTHERS Samuel		HEM		14.48	14.31	14.31	2.22
20	22		2004	U12	(16)	VLAISAVLJEVIC Max		HEM	HEM	14.93	14.36	14.36	2.27
21	27		2005	U10	(5)	PARKER Travis		NOR		14.87	14.39	14.39	2.30
22	25		2004	U12	(17)	COLLEN Hamish		NOR		15.81	15.16	15.16	3.07
23	47		2006	U10	(6)	SMITH Ben		VIK		15.30	15.24	15.24	3.15
24	7		2007	U08	(1)	SMITH Bradley		VIK		16.30	15.59	15.59	3.50
25	38		2005	U10	(7)	LOUTH Oscar		HEM		54.21	16.24	16.24	4.15
26	9		2007	U08	(2)	WOOD George		VIK		17.39	16.88	16.88	4.79
27	10		2007	U08	(3)	MITCHELL Kieran		NOR		52.05	17.27	17.27	5.18
28	16		2006	U10	(8)	WEST Jamie		VIK		20.27	22.56	20.27	8.18

Did Not Start - Run 1 (6)

4	20748	2003	U12		DADE Tommy		NOR	AMB
32		2003	U12		SANDLER Jameson		HEM	
40		2004	U12		JACKSON Henry		HEM	
55		2003	U12		DEVAUX Orlando		HEM	
61		2003	U12		WILLIAMS Elliot		WGC	
62		2005	U10		SELT Olivia		VIK	

Did Not Start - Run 2 (6)





4	20748	2003	U12		DADE Tommy		NOR	AMB
32		2003	U12		SANDLER Jameson		HEM	
40		2004	U12		JACKSON Henry		HEM	
55		2003	U12		DEVAUX Orlando		HEM	
61		2003	U12		WILLIAMS Elliot		WGC	
62		2005	U10		SELT Olivia		VIK	

EASTERN REGION SNOWSPORTS ASSOCIATION 2014













HEM "Team Evolution" Summer League

Super G - Female & Male

Ranking

Rank	Bib.	RegNo	Year	Cat	(Rank)	Name	Art	Sno	Run 1	Run 2	Time	Gap
=== ERSA Girls and Ladies ===													
1	1	19137	1998	U18	(1)	COOPER Yasmin		HEM	BSA	11.07	11.20	11.07	
2	14	20599	2000	U16	(1)	SHERING Nicole		HEM	SAS	11.35	11.31	11.31	0.24
3	53	19169	1998	U18	(2)	MANSON Cameron		HEM	SAS	11.47	11.32	11.32	0.25
4	9	19498	1999	U16	(2)	LILLYWHITE Alexandra		VIK	AMB	11.53	11.51	11.51	0.44
5	4	20840	1999	U16	(3)	SNOW Elise		HEM	TEL	11.70	11.53	11.53	0.46
6	2	20139	1997	U18	(3)	COE Megan		NOR		11.81	11.71	11.71	0.64
7	7	19195	1993	SM1	(1)	GOLDSMITH Olivia		HEM		12.01	11.89	11.89	0.82
8	5	20496	2002	U14	(1)	SCRANAGE-HARRISON Elenor		HEM	HEM	12.07	11.90	11.90	0.83
9	44	21355	2001	U14	(2)	TAPSELL Charlotte		HEM	CHT	12.03	11.96	11.96	0.89
10	23		2001	U14	(3)	HAWKINS Danielle		HEM		12.23	11.97	11.97	0.90
11	13	19712	1999	U16	(4)	BOTY Carys		HEM	ELI	12.03	11.98	11.98	0.91
12	56		1999	U16	(5)	COOPER Lauren		SAS		12.12	11.99	11.99	0.92
13	6	19235	1999	U16	(6)	ROYAL Natasha		VIK	BSA	12.45	12.01	12.01	0.94
14	51		1999	U16	(7)	TUBBS Jessica		TSN		12.44	12.02	12.02	0.95
15	54		1999	U16	(8)	PETERSON Amy		HEM	BRS	12.32	12.09	12.09	1.02
16	29		2001	U14	(4)	HAWKINS Zara		HEM		12.20	12.11	12.11	1.04
17	11	14159	1970	M23	(1)	ANDERSON Beverley		VIK	K--	12.39	12.14	12.14	1.07
18	10		1997	U18	(4)	SPANTON Jessica		NOR		12.51	12.16	12.16	1.09
19	31		1999	U16	(9)	BLYTH Charlotte		HEM		12.17	33.15	12.17	1.10
20	28		2001	U14	(5)	HAWKINS Lily		HEM		12.42	12.64	12.42	1.35
21	24	20360	1997	U18	(5)	BUCKLAND Amber		HEM	BSA	12.50	12.48	12.48	1.41
21	8		2001	U14	(6)	LUCK Jemma		NOR		12.48	12.58	12.48	1.41
23	48		2002	U14	(7)	CALDWELL Anna		HEM		13.11	12.50	12.50	1.43
23	39	19770	2001	U14	(7)	COOPER Izabelle		SAS	BSA	12.74	12.50	12.50	1.43
25	42	19739	2002	U14	(9)	ROSE Rebecca		SMK		13.12	12.72	12.72	1.65
25	16		1971	M23	(2)	SAMPSON Melissa		NOR		12.72	12.78	12.72	1.65
27	27		2000	U16	(10)	WEBSTER Atlanta		NOR		12.89	13.09	12.89	1.82
27	20		1999	U16	(10)	DEREVE Emma		VIK		13.75	12.89	12.89	1.82
29	15	20337	2001	U14	(10)	SKIPPER Megan		NOR	NOR	13.35	12.94	12.94	1.87
30	26	20725	2002	U14	(11)	WARMINGTON Harriet		HEM	HEM	12.96	13.06	12.96	1.89
31	18		2000	U16	(12)	MANNBY Siobhan		VIK		13.48	13.07	13.07	2.00
32	25		2000	U16	(13)	COLLEN Grace		NOR		13.28	13.09	13.09	2.02
33	38	21176	1999	U16	(14)	DAVIGHI Lucia		HEM	HEM	13.13	13.21	13.13	2.06
34	45		2000	U16	(15)	KELLETT Annelise		HEM		13.33	13.20	13.20	2.13
35	36		1973	M23	(3)	DE VILLIERS Hayley		HEM		13.76	13.35	13.35	2.28
36	55		1996	U21	(1)	SELT Molly		VIK		13.54	13.48	13.48	2.41
37	46		2001	U14	(12)	DENNIS Freya		HEM		13.90	13.79	13.79	2.72
38	57		2002	U14	(13)	BARNARD Xynia		NOR		14.06	14.00	14.00	2.93
39	33		1974	M23	(4)	TUTT Anna		HEM		14.96	14.02	14.02	2.95
40	47		2002	U14	(14)	NIGHTINGALE Jessica		SMK		14.49	14.40	14.40	3.33
41	49		2001	U14	(15)	HANRAHAN Megan		HEM		14.53	15.10	14.53	3.46
42	41		2001	U14	(16)	BYE Katherine		VIK		14.67	14.82	14.67	3.60
42	35		2002	U14	(16)	BLYTH Helena		HEM		14.67	14.78	14.67	3.60
44	37		1999	U16	(16)	ELPHICK Alex		ESX		15.49	15.14	15.14	4.07
45	43		1984	SM1	(2)	EDWARDS Donna		VIK		20.77	35.24	20.77	9.70

Did Not Start - Run 1 (12)

3			1999	U16		DEAN Emily		HEM					
12		18318	2000	U16		KRAHELSKI Alicja		HEM	TEL				
17		20856	2001	U14		FOSTER Olivia		HEM	SPR				
19			1973	M23		LEONARD Heather		SMK	SMK				
21		20439	2000	U16		STEVENS Annecy		HEM					
22			2000	U16		RUSSELL Rebecca		HEM					
30		19746	2000	U16		BRADLEY Lydia		HEM	HEM				
32		20178	1967	M23		DEIGHTON Avelline		HEM	IMP				
34		20441	2002	U14		STEVENS Lilyella		HEM	HEM				
40			2000	U16		PARSONS Emily		HEM					
50			2001	U14		WOLOSZCZUK Lucy		HEM	HEM				
52			2000	U16		MCLEISH Alice		ESX					

EASTERN REGION SNOWSPORTS ASSOCIATION 2014

HEM "Team Evolution" Summer League

Super G - Female & Male

Ranking

Rank	Bib.	RegNo	Year	Cat	(Rank)	Name	Art	Sno	Run 1	Run 2	Time	Gap
Did Not Start - Run 2 (12)													
	3		1999	U16		DEAN Emily		HEM					
	12	18318	2000	U16		KRAHELSKI Alicja		HEM	TEL				
	17	20856	2001	U14		FOSTER Olivia		HEM	SPR				
	19		1973	M23		LEONARD Heather		SMK	SMK				
	21	20439	2000	U16		STEVENS Anney		HEM					
	22		2000	U16		RUSSELL Rebecca		HEM					
	30	19746	2000	U16		BRADLEY Lydia		HEM	HEM				
	32	20178	1967	M23		DEIGHTON Avelline		HEM	IMP				
	34	20441	2002	U14		STEVENS Lilyella		HEM	HEM				
	40		2000	U16		PARSONS Emily		HEM					
	50		2001	U14		WOLOSZCZUK Lucy		HEM	HEM				
	52		2000	U16		MCLEISH Alice		ESX					

=== ERSA Boys and Men ===












1	74	19159	1996	U21	(1)	HENDERSON Tom		HEM	AMB	10.94	10.98	10.94	
1	70	19005	1995	U21	(1)	NORRIS Kieran		HEM	AMB	11.05	10.94	10.94	
3	72	19639	1998	U18	(1)	BARTON Daniel		HEM	SMK	11.21	11.14	11.14	0.20
4	67	18661	1997	U18	(2)	WARMINGTON Richard		HEM	HEM	11.24	11.15	11.15	0.21
5	83	19702	1998	U18	(3)	WEBB Jamie			SMK	11.46	11.24	11.24	0.30
6	86		2001	U14	(1)	APPLETON Byron		HEM		11.36	11.29	11.29	0.35
7	73	18810	1997	U18	(4)	FENELEY Luke		NOR	BSA	11.39	11.31	11.31	0.37
8	65		1999	U16	(1)	HOLMES Thomas		NOR		12.02	11.43	11.43	0.49
9	114		1994	U21	(3)	WELLS Oliver		HEM		11.66	11.45	11.45	0.51
9	64	18629	1993	SM1	(1)	MOLLOY Daniel		NOR		11.63	11.45	11.45	0.51
11	69		1973	M23	(1)	YARROW Tristan		VIK	VIK	11.54	11.47	11.47	0.53
12	117		2000	U16	(2)	CALDWELL Patrick		HEM	BSA	11.77	11.57	11.57	0.63
13	81	13217	1968	M23	(2)	SHARP Anthony		HEM		11.99	11.58	11.58	0.64
14	77	17977	1997	U18	(5)	SCHOFIELD Connor		HEM		11.83	11.59	11.59	0.65
14	63	19135	1961	M23	(3)	NORRIS John		HEM	SAS	12.20	11.59	11.59	0.65
14	62	20687	2001	U14	(2)	TROUNG Aaron		VIK	AMB	11.73	11.59	11.59	0.65
17	75	20628	1997	U18	(6)	RICHARDSON Thomas		NOR		11.65	11.75	11.65	0.71
18	71	20481	2001	U14	(3)	HUDSON Thomas		NOR	BSA	12.12	11.67	11.67	0.73
19	79	20184	2000	U16	(3)	NEWTON William		HEM	HEM	11.76	12.22	11.76	0.82
20	68	19713	1997	U18	(7)	BOTY Harry		HEM	ELI	12.48	11.84	11.84	0.90
21	94	20543	1999	U16	(4)	LODER Edward		HEM	AMB	11.87	12.13	11.87	0.93
22	87		2001	U14	(4)	LONGSTAFF Michael		WGC		12.06	11.91	11.91	0.97
23	127		1999	U16	(5)	COOPER Jordan		SAS		11.93	12.12	11.93	0.99
24	100		2000	U16	(6)	CLARKE Edward		HEM		12.80	12.00	12.00	1.06
25	88	1966	1966	M23	(4)	HOLMES Peter		NOR		12.42	12.07	12.07	1.13
26	121		2001	U14	(5)	REID Justin		HEM		12.20	12.12	12.12	1.18
27	82		1999	U16	(7)	CHILDS Lewis		WGC		12.66	12.18	12.18	1.24
28	80		1967	M23	(5)	SYDER Mark		NOR		12.67	12.24	12.24	1.30
29	116		2000	U16	(8)	WARSOP Rowan		NOR	NOR	12.71	12.28	12.28	1.34
30	98		1998	U18	(8)	SYDER James		NOR		12.95	12.29	12.29	1.35
31	102	21129	2002	U14	(6)	LODER Angus		HEM	K--	12.32	12.50	12.32	1.38
32	93	20766	2001	U14	(7)	HUMPHREYS Charlie		HEM	TSN	12.87	12.35	12.35	1.41
33	90		1966	M23	(6)	GARRETT Mike		NOR		12.74	12.36	12.36	1.42
34	84	20126	2000	U16	(9)	THOMPSON Connor		VIK		12.48	12.39	12.39	1.45
35	78		1960	M23	(7)	OHSTEN Ben		NOR		12.47	12.41	12.41	1.47
36	123		1971	M23	(8)	ARLOTT Martin		HEM		12.67	12.43	12.43	1.49
37	66	10372	1959	M23	(9)	ANDERSON Christopher		VIK	K--	12.72	12.47	12.47	1.53
38	104		1960	M23	(10)	THOMAS Pat		HEM		12.82	12.49	12.49	1.55
39	111		1999	U16	(10)	DEWSON Oliver		NOR		12.74	12.54	12.54	1.60
39	106		1999	U16	(10)	DE VILLIERS Nicholas		HEM		12.56	12.54	12.54	1.60
41	76	21723	2000	U16	(12)	HOWE Charlie		NOR		12.69	12.58	12.58	1.64
42	95		1963	M23	(11)	MANNBY Jan-Olof		VIK		12.76	12.59	12.59	1.65
43	85		1997	U18	(9)	STEWART Harry		NOR		12.98	12.64	12.64	1.70
44	107		2000	U16	(13)	TRUST Alexander		HEM		13.13	12.88	12.88	1.94
45	96		2001	U14	(8)	BUTTERS Harvey		VIK		13.51	12.93	12.93	1.99

EASTERN REGION SNOWSPORTS ASSOCIATION 2014

HEM "Team Evolution" Summer League

Super G - Female & Male

Ranking

Rank	Bib.	RegNo	Year	Cat	(Rank)	Name	Art	Sno	Run 1	Run 2	Time	Gap
46	97		1999	U16	(14)	HEARNEY Christopher		NOR		13.00	12.96	12.96	2.02
47	101		2002	U14	(9)	YARROW Raffi		VIK		13.04	13.22	13.04	2.10
48	124		1978	SM1	(2)	GREEN Stuart		HEM	HEM	13.27	13.18	13.18	2.24
49	112		2002	U14	(10)	MICHAELS Joshua		HEM		13.51	13.23	13.23	2.29
50	99		1987	SM1	(3)	BELLAMY Edward		NOR		13.77	13.27	13.27	2.33
51	115		2000	U16	(15)	PRINGLE Angus		NOR		13.66	13.33	13.33	2.39
52	92		2000	U16	(16)	STEWART Oliver		NOR		13.42	13.65	13.42	2.48
53	113		2000	U16	(17)	BYE Matthew		VIK		14.31	13.84	13.84	2.90
54	122		2002	U14	(11)	VLAISAVLJEVIC Zak		HEM	HEM	13.87	14.15	13.87	2.93
55	109		1999	U16	(18)	BURNETT Alex		WGC		15.11	14.09	14.09	3.15
56	119		2002	U14	(12)	HARDING Luke		ESX		15.45	15.38	15.38	4.44

Did Not Start - Run 1 (11)

61	18317	1996	U21		KRAHELSKI Oliver		HEM						
89		1965	M23		LYONS Alan		HEM						
91	20613	2001	U14		WILLIS James		SMK	SMK					
103		1955	M23		DANBURY Mike		WGC						
105		1970	M23		DEVAUX Christian		HEM						
108		2002	U14		ROUTLEDGE Sebastian		HEM						
110	8713	1959	M23		CLARKE Christopher		HEM	SAS					
118		1999	U16		MCLEISH James		ESX						
120		1999	U16		REID Jonty		HEM						
125		1960	M23		NIGHTINGALE Neal		SMK						
126		2002	U14		STRUTHERS Samual		HEM						

Did Not Start - Run 2 (11)

61	18317	1996	U21		KRAHELSKI Oliver		HEM						
89		1965	M23		LYONS Alan		HEM						
91	20613	2001	U14		WILLIS James		SMK	SMK					
103		1955	M23		DANBURY Mike		WGC						
105		1970	M23		DEVAUX Christian		HEM						
108		2002	U14		ROUTLEDGE Sebastian		HEM						
110	8713	1959	M23		CLARKE Christopher		HEM	SAS					
118		1999	U16		MCLEISH James		ESX						
120		1999	U16		REID Jonty		HEM						
125		1960	M23		NIGHTINGALE Neal		SMK						
126		2002	U14		STRUTHERS Samual		HEM						