



# INGHAMS GRAND PRIX SERIES 2008

Grand Prix Series – Race 1 – NORFOLK



**Eastern Region Ski Association**  
(Norfolk)

## ERSA Norfolk Grand Prix - 4<sup>th</sup> May 2008 Results

ERSA, Norfolk Ski Racing Club and Snowsport England would like to thank all those who gave their support for the events by helping as race officials, bar and BBQ staff, and the businesses that sponsored the events.


As Main Sponsor of the Grand Prix Series, INGHAMS will be offering bursaries to age category winners at each race and overall series winners.

Further details can be found on

[http://www.britski.org/ingham\\_sponsorship\\_2008.pdf](http://www.britski.org/ingham_sponsorship_2008.pdf)



the magazine for the wintersports enthusiast



## SNOWSPORT ENGLAND INGHAMS GRAND PRIX SERIES 2008 (Norfolk)

### Special Slalom - Female

#### Official ranking

#### COMPETITION JURY

TECHNICAL DELEGATE      ROBERTS Ian                      (GBR)  
 REFEREE                      ORRELL Mandy                      (PND)

CHIEF OF RACE                      JENKINS Lloyd                      (NOR)

#### TECHNICAL DATA

COURSE                      Norfolk Ski Centre - Norwich  
 START  
 FINISH  
 DROP  
 LENGTH                      180 m  
 HOMOLOGATION                      GP1/NOR/2008

#### 1st RUN

COURSESETTER                      BARTLETT Sally                      (WYC)  
 FORERUNNERS

- A - ABBOTT Alexander                      (NOR)
- B - IVES Angus                      (NOR)
- C - SKIPPER Sophie                      (NOR)
- D - SHAILES Polly                      (NOR)

GATES                      15  
 DIRECTIONS                      15  
 STARTING TIME                      1030

#### 2nd RUN

ERSKINE Malcolm                      (BSA)  
 - A - ABBOTT Alexander                      (NOR)  
 - B - IVES Angus                      (NOR)  
 - C - SKIPPER Sophie                      (NOR)  
 - D - SHAILES Polly                      (NOR)

16  
 16  
 1240

WEATHER : Sunshine - Warm                      SNOW : Very Little                      TEMPERATURE S : 22°    F : 0°  
 LIST n°800    APPLIED PENALTY : 8.49                      F = 610

Rank	Bib.	RegNo	Year	Rank	Cat	Name	Club	Club 2	Run 1	Run 2	Time	Points	Perf
1	5	13765	1991	(1)	JN2	EVANS Charlotte	BGR	K	14.16	13.95	28.11	0.00	- 1.32
2	1	14953	1991	(2)	JN2	GARDEN Laura	NOR		14.27	14.07	28.34	4.99	- 8.43
3	3	12854	1993	(1)	JN1	THOMAS-JACKSON Alessia	XSC	SC	14.50	14.29	28.79	14.76	+ 10.50
4	9	17848	1992	(2)	JN1	HOOD Georgia	NOR		14.77	14.36	29.13	22.13	- 14.59
5	4	41070	1987	(1)	SEN	THELWELL Alice	ARW	DRA	14.72	14.52	29.24	24.52	+ 17.95
6	10	14383	1989	(3)	JN2	PARKER Hannah	SHK	LIO	14.73	14.55	29.28	25.39	- 9.67
7	7	14144	1990	(4)	JN2	BARBER Kathryn	WYC	K	14.94	14.59	29.53	30.81	+ 18.86
8	6	17857	1993	(3)	JN1	WHITELOCK Emily	PND	DRA	14.93	14.62	29.55	31.25	+ 12.21
9	14	41195	1993	(4)	JN1	THOMAS Jeni	CAR	DRA	15.14	15.13	30.27	46.87	+ 18.84
10	32	18349	1994	(1)	CH2	POWELL Caroline	BWP	K	15.34	15.13	30.47	51.21	- 39.79
11	17	14901	1992	(5)	JN1	LUCK Georgia	BRO	XSC	15.21	15.27	30.48	51.43	+ 1.53
12	35	18593	1993	(6)	JN1	BRYON Frances	SOU	BSA	15.64	14.85	30.49	51.65	- 48.44
13	2	41007	1987	(2)	SEN	GODDARD Emily	GLO	DRA	15.33	15.17	30.50	51.86	+ 35.60
14	13	14942	1990	(5)	JN2	FREEZE Danielle	BRO		15.58	15.06	30.64	54.90	+ 22.49
15	18	14381	1991	(6)	JN2	PARKER Heidi	SHK	LIO	15.66	15.16	30.82	58.81	+ 5.40
16	19	17439	1994	(2)	CH2	GREASBY Alexandra	HEM	BSA	15.41	15.46	30.87	59.89	+ 5.66
17	22	17736	1993	(7)	JN1	TAYLOR Jasmin	VIK	BSA	15.29	15.78	31.07	64.23	- 12.69
18	29	14127	1994	(3)	CH2	BALDWIN Alice	NOR	BSA	15.88	15.28	31.16	66.19	- 19.29
19	38	18260	1994	(4)	CH2	PLENDERLEITH Lucy	SPR		15.74	15.45	31.19	66.84	-
20	24	14887	1995	(5)	CH2	JENKINS Nia	NOR	BSA	16.05	15.21	31.26	68.36	- 9.18
21	26	14263	1991	(7)	JN2	DAWES Emily	MID		15.83	15.45	31.28	68.79	- 14.57
22	27	14964	1993	(8)	JN1	SHAILES Ellen	NOR		16.12	15.17	31.29	69.01	- 14.77
23	45	18454	1995	(6)	CH2	WIDDUP Bethany	PND		15.93	15.72	31.65	76.82	- 50.50
24	16	14559	1993	(9)	JN1	LINLEY Natassja	GLO	DRA	15.89	15.79	31.68	77.47	+ 31.61
25	31	18103	1993	(10)	JN1	BROWN Claire	TEL		16.03	15.78	31.81	80.29	- 9.07



## SNOWSPORT ENGLAND

## INGHAMS GRAND PRIX SERIES 2008 (Norfolk)

## Special Slalom - Female

## Official ranking

Rank	Bib.	RegNo	Year	Rank	Cat	Name	Club	Club 2	Run 1	Run 2	Time	Points	Perf
26	23	13795	1991	(8)	JN2	ELLIOTT Lauren	PND	K	16.07	15.77	31.84	80.94	+ 3.98
27	25	17747	1992	(11)	JN1	GOULD Charlotte	TEL		16.20	15.80	32.00	84.41	+ 1.28
28	20	11183	1986	(3)	SEN	MEARNS Lesley	RAV	RAV	16.20	15.86	32.06	85.72	+ 30.19
29	30	14746	1995	(7)	CH2	LAMBDEN Sarah	GLO	DRA	16.30	15.84	32.14	87.45	- 0.69
30	41	14994	1995	(8)	CH2	MACAULAY Alice	SPR	SPR	16.24	15.97	32.21	88.97	- 25.00
31	43	18496	1993	(12)	JN1	LOCKLEY Jessica	STS	WEA	16.48	15.98	32.46	94.40	- 26.46
32	21	14700	1992	(13)	JN1	WILLIAMS Alice	GLO	DRA	16.50	16.06	32.56	96.57	+ 27.68
33	34	14952	1989	(9)	JN2	GARDEN Charlotte	NOR		16.76	16.13	32.89	103.73	+ 7.54
34	28	41216	1995	(9)	CH2	DAVIES Stephanie	CAR	DRA	16.51	16.40	32.91	104.16	+ 20.28
35	48	41473	1993	(14)	JN1	GUY Charlotte	CAR		16.78	16.38	33.16	109.59	- 28.79
36	46	17787	1994	(10)	CH2	SHRIMPTON Charlotte	TEL	TEL	16.79	16.61	33.40	114.80	- 16.59
37	40	18013	1991	(10)	JN2	WILCOCKSON Melanie	SHK		17.25	16.18	33.43	115.45	+ 2.04
38	33	18328	1994	(11)	CH2	KOCK Evangeline	SPR	SPR	17.43	16.54	33.97	127.16	-
39	42	17457	1991	(11)	JN2	HAMILTON Caroline	FLK		16.99	17.03	34.02	128.25	+ 12.13
40	57	41452	1994	(12)	CH2	WILLIAMS Sarah	CAR		17.36	16.70	34.06	129.12	- 73.66
41	37	14996	1995	(13)	CH2	YOUNG Amy	SPR	SPR	17.13	16.96	34.09	129.77	+ 22.32
42	39	14159	1970	(1)	MAS	ANDERSON Beverley	VIK	K	17.12	17.18	34.30	134.33	+ 22.83
43	51	14898	1994	(14)	CH2	MERCER Charlotte	NOR	BSA	17.36	17.15	34.51	138.88	- 16.75
44	58	19093	1995	(15)	CH2	ROLPH Sophie	HEM	DHO	17.65	17.51	35.16	152.99	-
45	47	18080	1993	(15)	JN1	LAMB Katie	SHK		17.73	17.51	35.24	154.72	+ 18.73
46	49	14978	1995	(16)	CH2	STEWART Eleanor	BRO	BRO	17.67	17.69	35.36	157.33	+ 16.30
47	44	17721	1996	(1)	CH1	HALLETT Georgia	GLO	DRA	17.97	17.43	35.40	158.20	+ 33.87
48	50	14262	1988	(4)	SEN	DAWES Sarah	MID		18.18	18.01	36.19	175.34	+ 26.38
49	54	18041	1996	(2)	CH1	HOMMEL Klara	HEM	WYC	18.17	18.82	36.99	192.70	+ 15.82
50	53	17972	1994	(17)	CH2	GOULD Georgina	TEL		18.93	18.52	37.45	202.68	+ 31.75
51	55	18639	1992	(16)	JN1	BISHOP Holly	SHK		18.92	18.75	37.67	207.46	+ 15.99
52	56	14242	1995	(18)	CH2	ORRELL Victoria-Lynn	PND	SSP	18.69	19.07	37.76	209.41	+ 11.79
53	52	17092	1996	(3)	CH1	HOLDSWORTH Lauren	SLP	SLP	19.46	18.81	38.27	220.48	+ 54.74
54	12	14713	1992	(17)	JN1	ASKEW Alexandra	CHT	K	28.60	15.41	44.01	345.04	+ 311.26


## DNS - Run 1 (3)

11	13766	1994		CH2	EVANS Emily	CHT	K						
15	30698	1994		CH2	BAIN Louise	SSC	MSC						
36	41485	1994		CH2	LAWSON Thea	CAR							

## DNF - Run 2 (1)

8	41488	1991		JN2	DAVIES Charlotte	GLO			14.61				
---	-------	------	--	-----	------------------	-----	--	--	-------	--	--	--	--

Technical Delegate



**SNOWSPORT ENGLAND**  
**INGHAMS GRAND PRIX SERIES 2008 (Norfolk)**  
**Special Slalom - Female**  
**Penalty calculation**

Rank	Bib.	RegNo	Name	Year	Points	Best 5	Race points
<b>Best 10 at finish</b>							
1	5	13765	EVANS Charlotte	1991	9.81	9.81	0.00
2	1	14953	GARDEN Laura	1991	21.91	21.91	4.99
3	3	12854	THOMAS-JACKSON Alessia	1993	12.75	12.75	14.76
4	9	17848	HOOD Georgia	1992	45.21	-	-
5	4	41070	THELWELL Alice	1987	15.06	15.06	24.52
6	10	14383	PARKER Hannah	1989	43.55	-	-
7	7	14144	BARBER Kathryn	1990	20.44	20.44	30.81
8	6	17857	WHITELOCK Emily	1993	27.53	-	-
9	14	41195	THOMAS Jeni	1993	36.52	-	-
10	32	18349	POWELL Caroline	1994	99.49	-	-

**Best 5 at start**

1	5	13765	EVANS Charlotte	1991	9.81
3	3	12854	THOMAS-JACKSON Alessia	1993	12.75
5	4	41070	THELWELL Alice	1987	15.06
7	7	14144	BARBER Kathryn	1990	20.44
2	1	14953	GARDEN Laura	1991	21.91

**TOTAL**

(B) List points of best 5 at start	<b>79.97</b>
(A) List points of the best 5 to finish in top 10	<b>79.97</b>
(C) Race points of corresponding competitors	<b>75.08</b>
Calculated penalty (A + B - C) = 84.86 / 10	8.49
Correction value (Z)	0.00
Category adder	0.00
Applied penalty	<b>8.49</b>

Technical Delegate





## SNOWSPORT ENGLAND

## INGHAMS GRAND PRIX SERIES 2008 (Norfolk)

## Special Slalom - Male

## Official ranking

Rank	Bib.	RegNo	Year	Rank	Cat	Name	Club	Club 2	Run 1	Run 2	Time	Points	Perf
26	45	14712	1993	(4)	JN1	ASKEW David	CHT	K	14.14	13.83	27.97	60.40	- 30.18
27	38	17456	1992	(5)	JN1	HICKEY Jack	BRO		14.14	13.89	28.03	61.84	- 17.35
28	43	17793	1991	(16)	JN2	MORGAN Freddie	CHT		14.22	13.82	28.04	62.08	-
29	25	17500	1991	(17)	JN2	HUTCHINGS Adam	PND	DRA	14.25	14.00	28.25	67.11	+ 16.89
30	28	14269	1991	(18)	JN2	GOODLASS Sam	SHK	DRA	14.16	14.44	28.60	75.50	+ 13.48
31	33	6864	1978	(2)	MAS	GREEN Alexander	BWP	SC	14.63	14.00	28.63	76.22	+ 7.15
32	54	18610	1991	(19)	JN2	DEAKIN William	FLK		14.64	14.22	28.86	81.73	- 24.35
33	35	41180	1993	(6)	JN1	RICHARDS Ashley	SWN	BSA	14.50	14.47	28.97	84.37	+ 12.04
33	27	41092	1992	(6)	JN1	DAVIES Colin	CAR	DRA	14.69	14.28	28.97	84.37	+ 22.38
35	36	14391	1996	(1)	CH1	BREESE Ashley	TEL	TEL	14.50	14.51	29.01	85.33	+ 8.99
36	39	14855	1994	(1)	CH2	GRANT James	HEM		14.67	14.35	29.02	85.57	+ 3.81
37	52	17507	1992	(8)	JN1	MAY Christopher	MID	WEA	14.57	14.72	29.29	92.04	- 10.48
38	62	14350	1996	(2)	CH1	POTH Daniel	HEM	SLP	14.79	14.55	29.34	93.24	- 36.46
39	57	17363	1991	(20)	JN2	BROTHERTON Tom	WGC		15.10	14.30	29.40	94.68	- 15.33
40	46	13289	1993	(9)	JN1	FLAHIVE Niall	HEM	SSP	14.91	14.60	29.51	97.31	+ 1.90
41	81	18629	1993	(10)	JN1	MOLLOY Daniel	NOR		14.91	14.65	29.56	98.51	- 77.42
42	51	17919	1992	(11)	JN1	RICHARDSON Charles	PND	BSA	15.09	14.48	29.57	98.75	- 3.00
43	42	14950	1995	(2)	CH2	MORGAN Jake	PND	K	15.00	14.64	29.64	100.43	+ 15.47
44	48	5370	1965	(3)	MAS	HJORT Andrew	LIO		15.03	14.80	29.83	104.98	+ 7.71
45	69	18683	1995	(3)	CH2	BAXTER Jody	NOR	BSA	15.09	14.82	29.91	106.90	- 37.51
46	60	2311	1950	(4)	MAS	WILLIAMS John	NOR		14.93	15.02	29.95	107.86	- 14.53
47	59	17284	1996	(3)	CH1	SIEBER James	SPR	SPR	15.11	14.93	30.04	110.02	- 4.12
48	49	17952	1982	(7)	SEN	CROWTHER Christopher	FLK		15.36	14.77	30.13	112.17	+ 13.64
49	53	14260	1994	(4)	CH2	FAIRBAIRN Samuel	SOU	BSA	15.12	15.07	30.19	113.61	+ 10.47
50	56	14297	1996	(4)	CH1	MOSS Maximillian	AMB	AMB	15.10	15.10	30.20	113.85	+ 4.50
51	72	14856	1996	(5)	CH1	GRANT Thomas	HEM		15.59	15.01	30.60	123.44	- 24.28
52	63	14347	1995	(5)	CH2	GIBB James	CHT	K	15.42	15.25	30.67	125.12	- 6.17
53	68	17052	1988	(8)	SEN	SHAH Sawan	WYC		15.60	15.10	30.70	125.83	- 18.54
54	55	14145	1992	(12)	JN1	BARBER Toby	WYC	K	15.40	15.35	30.75	127.03	+ 18.75
55	74	14344	1993	(13)	JN1	PORTER Tobias	FLK	DHO	15.61	15.20	30.81	128.47	- 33.38
56	87	17513	1997	(6)	CH1	FELLOWS Jordan	TEL	TEL	15.62	15.27	30.89	130.39	-
57	78	14575	1997	(7)	CH1	POTH Robert	HEM	SLP	15.43	15.59	31.02	133.50	-
58	71	18512	1994	(6)	CH2	WITTS Kaigan	PND		15.81	15.22	31.03	133.74	- 12.30
59	61	17454	1994	(7)	CH2	GRUMMETT Luke	SA	BSA	15.65	15.50	31.15	136.62	+ 10.58
60	64	13792	1995	(8)	CH2	KNOWLES Michael	PND	DRA	15.64	15.55	31.19	137.58	+ 5.45
61	76	14515	1963	(5)	MAS	HOOD Andy	NOR		15.78	15.64	31.42	143.09	- 22.90
62	95	17979	1997	(8)	CH1	WHITELOCK Douglas	PND	KND	15.80	15.79	31.59	147.17	-
63	90	18571	1992	(14)	JN1	CONDE Jamie	MID		15.80	16.02	31.82	152.68	- 83.90
64	80	17455	1994	(9)	CH2	GRUMMETT William	SA	BSA	16.19	15.93	32.12	159.87	- 15.53
65	93	18807	1993	(15)	JN1	MROZ Dominik	BWP	DHO	16.33	15.95	32.28	163.71	-
66	79	41445	1993	(16)	JN1	SPILL George	CAR		16.29	16.09	32.38	166.10	- 4.86
67	86	30765	1995	(10)	CH2	THOMSON Grant	GSC		16.36	16.13	32.49	168.74	- 33.98
68	88	18635	1992	(17)	JN1	HAYWOOD-ALEXANDER Byron	SHK		16.62	16.42	33.04	181.92	- 40.97
69	84	14899	1995	(11)	CH2	MERCER Patrick	NOR	BSA	16.91	16.44	33.35	189.35	- 4.80
70	77	14380	1960	(6)	MAS	PARKER Keith	SHK	LIO	16.74	17.30	34.04	205.89	+ 39.84
71	89	10372	1959	(7)	MAS	ANDERSON Christopher	VIK	K	17.48	17.91	35.39	238.25	+ 12.16
72	83	18497	1993	(18)	JN1	LOCKLEY Thomas	STS	WEA	19.81	17.06	36.87	273.72	+ 86.57
73	24	13389	1989	(21)	JN2	LEESON Andrew	PND		41.47	14.11	55.58	722.17	+ 672.85

## DNS - Run 1 (7)

15	41124	1990		JN2	JEAL Alex	GLO	DRA						
19	12503	1986		SEN	SCOTT Paul	NOR							

## SNOWSPORT ENGLAND

## INGHAMS GRAND PRIX SERIES 2008 (Norfolk)

## Special Slalom - Male

## Official ranking

Rank	Bib.	RegNo	Year	Rank	Cat	Name	Club	Club 2	Run 1	Run 2	Time	Points	Perf
	40	17976	1993		JN1	GOODMAN Joshua	BRO						
	65	17860	1995		CH2	GREENE Kieran	CHT	K					
	67	18573	1989		JN2	SLINGER Max	GLO	DRA					
	75	18558	1996		CH1	WILLOWS Laurence	BRO						
	91	18088	1997		CH1	RICHARDSON George	PND	BSA					

## DNF - Run 1 (5)

	3	12879	1990		JN2	ROOSE Andrew	PND						
	23	13350	1991		JN2	AKISTER Edward	NOR						
	31	12181	1990		JN2	RAYSON Zachery	PND	DRA					
	47	18071	1988		SEN	SHUTE Robin	NOR	NOR					
	82	41504	1995		CH2	LEWIS Barney	GLO						

## DSQ - Run 1 (3)

	37	18594	1995		CH2	BLYTH Shaun	NOR	BSA					Gate 13
	50	14277	1992		JN1	PORTER Benjamin	FLK	DHO					Gate 11
	73	18506	1991		JN2	BUSHNELL Allan	WYC						Gate 8

## DNS - Run 2 (1)

	6	12728	1990		JN2	PAPANTONIOU Lloyd	WYC	K	13.45				
--	---	-------	------	--	-----	-------------------	-----	---	-------	--	--	--	--


## DNF - Run 2 (5)

	34	14168	1993		JN1	WHEATMAN Max	NOR	AMB	14.11				
	58	13891	1994		CH2	LEESON Richard	PND		15.12				
	70	18347	1995		CH2	DAVIS George	GLO	DRA	16.04				
	85	12666	1980		SEN	ROSE Ryan	BWP		14.99				
	94	18813	1996		CH1	WILLIAMS Marcus	NOR	BSA	16.70				

## DSQ - Run 2 (1)

	66	10596	1963		MAS	BUNTON Paul	BRO		59.74				Gate 16
--	----	-------	------	--	-----	-------------	-----	--	-------	--	--	--	---------

Technical Delegate



**SNOWSPORT ENGLAND**  
**INGHAMS GRAND PRIX SERIES 2008 (Norfolk)**

**Special Slalom - Male**  
**Penalty calculation**

Rank	Bib.	RegNo	Name	Year	Points	Best 5	Race points
<b>Best 10 at finish</b>							
1	17	12943	ROBINSON Oliver	1988	34.44	-	-
2	1	13125	HALL Benn	1990	0.00	0.00	2.40
3	7	11915	TELLING Marc	1984	2.09	2.09	2.64
4	10	12944	ROBINSON Nicholas	1991	18.06	-	-
4	5	12989	RICHES Stuart	1989	6.24	6.24	2.88
6	13	14949	MORGAN Bradley	1991	19.55	-	-
7	4	41042	WATSON Andrew	1991	16.47	-	-
8	11	41182	HALES Thomas	1990	17.07	-	-
9	92	10091	BRUTON Matthew	1985	14.69	14.69	14.38
10	2	41230	THELWELL Michael	1991	9.86	9.86	15.82

**Best 5 at start**


2	1	13125	HALL Benn	1990	0.00	
DNF	3	12879	ROOSE Andrew	1990	1.40	
3	7	11915	TELLING Marc	1984	2.09	
4	5	12989	RICHES Stuart	1989	6.24	
10	2	41230	THELWELL Michael	1991	9.86	

**TOTAL**

(B) List points of best 5 at start	<b>19.59</b>
(A) List points of the best 5 to finish in top 10	<b>32.88</b>
(C) Race points of corresponding competitors	<b>38.12</b>
Calculated penalty (A + B - C) = 14.35 / 10	1.44
Correction value (Z)	0.00
Category adder	0.00
Applied penalty	<b>(1.44) 5.00</b>

Technical Delegate





**SNOWSPORT ENGLAND**  
**INGHAMS GRAND PRIX SERIES 2008 (Norfolk)**  
**Special Slalom - DNF/DSQ Run 1**  
**Grand Prix DNF/DSQ Run 1 - Times**

Rank	Bib.	RegNo	Year	Rank	Sex	Cat	Name	Club	Club 2	Time
1	37	18594	1995	(1)	Men	CH2	BLYTH Shaun	NOR	BSA	13.95
2	31	12181	1990	(1)	Men	JN2	RAYSON Zachery	PND	DRA	14.41
3	50	14277	1992	(1)	Men	JN1	PORTER Benjamin	FLK	DHO	14.51
4	73	18506	1991	(2)	Men	JN2	BUSHNELL Allan	WYC		15.42
5	82	41504	1995	(2)	Men	CH2	LEWIS Barney	GLO		16.34

**DNS (2)**

3	12879	1990		Men	JN2	ROOSE Andrew	PND			
47	18071	1988		Men	SEN	SHUTE Robin	NOR	NOR		

**DNF (1)**

23	13350	1991		Men	JN2	AKISTER Edward	NOR			
----	-------	------	--	-----	-----	----------------	-----	--	--	--