



Sponsors of the 33rd All England Artificial Ski Championships 2008



Snow Sport England
33rd All England Artificial Ski Championships
including the
Minis - Boys & Girls Race
(Non Championship Event)
at
Norfolk Ski Club

Results
Saturday 6th September 2008

Snowsport England would like to thank Inghams as the main sponsor of the Championship event, Norfolk Ski Club and all those people who give their support for the event by helping as race officials, bar and BBQ staff, and the businesses who have sponsored the events.





Special Slalom - Minis - Girls and Boys Race

at the

33rd ALL ENGLAND SKI SLOPE CHAMPIONSHIPS 2008 (Norfolk)

Official ranking



COMPETITION JURY

TECHNICAL DELEGATE HARRIS SIAN (GBR)
 REFEREE RYDING Shirley (PND)

CHIEF OF RACE FRITH Mike

TECHNICAL DATA

COURSE Norfolk Ski Centre - Norwich
 START
 FINISH
 DROP
 LENGTH 180 m
 HOMOLOGATION AESC/NOR/2008

1st RUN

COURSESETTER TELLING Marc (BGR)
 FORERUNNERS - A - WIDDUP Laura (PND)
 - B - HARRINGTON Beatrice (GLO)
 - C - KNOWLES Michael (PND)
 - D - WHITELOCK Douglas (PND)

2nd RUN

GATES 16
 DIRECTIONS 16
 STARTING TIME 1720

WEATHER : Dry (Initially) - Cloudy - Wet SNOW : Melting - Slushy TEMPERATURE S : 19° F : 0°

Rank	Bib.	RegNo	Year	Name	Club	Club 2	Run 1	Run 2	Time
------	------	-------	------	------	------	--------	-------	-------	------

=== MIN - Girls ===

1	21	17355	1998	JENKINS Megan	NOR	BSA	16.03	16.40	32.43
2	27	19137	1998	COOPER Yasmin	SAS	SAS	16.60	16.72	33.32
3	26	41555	1998	EATON Freya	MID		18.05	18.15	36.20
4	25	19159	1998	HENDERSON Anna	HEM		18.23	18.36	36.59
5	22	18600	1999	TAYLOR Emma.	TEL		20.15	20.08	40.23
6	28	19011	2001	KEYS Georgia	HEM	WYC	22.26	22.67	44.93
7	23	19219	2000	IVES Ruby	NOR		23.23	23.64	46.87

DNS - Run 1 (1)

24	18913	1998	LEE Francesca	KND					
----	-------	------	---------------	-----	--	--	--	--	--

=== MIN - Boys ===

1	3	18346	1998	DAVIS Matthew	GLO	DRA	16.85	17.12	33.97
2	4	17963	1999	BREESE Nathan	TEL	TEL	17.78	17.31	35.09
3	13	19146	1999	HUPPACH Declan	PND		17.55	17.70	35.25
4	2	18599	1998	TAYLOR Daniel	TEL		18.06	18.20	36.26
5	6	19054	1998	SADLER Robert	BRS		18.00	18.69	36.69
6	11	19153	1998	GIBBINS Joseph	SOU	SOU	19.13	18.90	38.03
7	14	18378	2000	SOUTHALL Merrick	FLK		20.18	19.90	40.08
8	5	19055	2000	LUCAS William	TEL		20.75	20.97	41.72
9	7	19084	1998	BROWN Thomas	FLK		22.47	21.10	43.57
10	12	17958	1999	WALLER Matthew	MID		23.75	23.07	46.82
11	10	19051	2001	WEEKS Oliver	MID		38.22	35.49	1:13.71

DNS - Run 1 (1)

1	19018	2000	HOLDSWORTH Jack	SLP	SLP				
---	-------	------	-----------------	-----	-----	--	--	--	--

Special Slalom - Minis - Girls and Boys Race

at the

33rd ALL ENGLAND SKI SLOPE CHAMPIONSHIPS 2008 (Norfolk)

Official ranking

Rank	Bib.	RegNo	Year	Name	Club	Club 2	Run 1	Run 2	Time
------	------	-------	------	------	------	--------	-------	-------	------


DSQ - Run 1 (1)

	15	19208	2000	BERGLINDARSON Kristofer	CHL	SA		19.40	Gate 13
--	----	-------	------	-------------------------	-----	----	--	-------	---------

DSQ - Run 2 (2)

	8	19050	2001	PLEVNALIS Marcus	MID		25.98		Gate 13
	9	18463	1998	PLEVNALIS Dominic	MID		24.55		Gate 11

Technical Delegate



SNOWSPORT ENGLAND

INGHAMS 33rd ALL ENGLAND SKI SLOPE CHAMPIONSHIPS 2008 (Norfolk)

Special Slalom - Female

All England 2008 - Official Results

COMPETITION JURY

TECHNICAL DELEGATE HARRIS Peter (GBR)
 REFEREE GRANT Andrea (HEM)
 CHIEF OF RACE JENKINS Lloyd (NOR)

TECHNICAL DATA

COURSE Norfolk Ski Centre - Norwich
 START
 FINISH
 DROP
 LENGTH 180 m
 HOMOLOGATION AESC/NOR/2008

1st RUN

COURSESETTER BARTLETT Sally (WYC)
 FORERUNNERS - A - DARRELL Mathew (NOR)
 - B - WAYLING Lloyd (NOR)
 - C - DECAS Nicola (BORM)

2nd RUN

BROWN Philip (HEM)
 - A - DARRELL Mathew (NOR)
 - B - WAYLING Lloyd (NOR)
 - C - MESUT Justin (NOR)

GATES 17
 DIRECTIONS 17
 STARTING TIME 1100

17
 17
 1430

WEATHER : Dry (Initially) - Cloudy - Wet SNOW : Melting - Slushy TEMPERATURE S : 19° F : 0°
 APPLIED PENALTY : 0.77 F = 610

Rank	Bib.	RegNo	Year	Rank	Cat	Name	Club	Club 2	Run 1	Run 2	Time	Points	Perf
1	8	41488	1991	(1)	JN2	DAVIES Charlotte	GLO		14.87	14.67	29.54	0.00	- 9.23
2	18	41274	1992	(1)	JN1	HALES Alice	CAR		14.99	14.71	29.70	3.30	- 37.79
3	11	13766	1994	(1)	CH2	EVANS Emily	CHT	K	15.21	14.95	30.16	12.80	+ 5.78
4	14	13765	1991	(2)	JN2	EVANS Charlotte	CHT	K	15.03	15.17	30.20	13.63	+ 6.54
5	10	13051	1987	(1)	SEN	ADCOCK Rachel	ARW	DRA	15.12	15.28	30.40	17.76	+ 13.53
6	12	17857	1993	(2)	JN1	WHITELOCK Emily	PND	AMB	15.21	15.25	30.46	19.00	- 7.76
7	13	12854	1993	(3)	JN1	THOMAS-JACKSON Alessia	WYC	SC	15.41	15.46	30.87	27.46	+ 15.55
8	2	41070	1987	(2)	SEN	THELWELL Alice	ARW		15.24	15.69	30.93	28.70	+ 14.41
9	6	41195	1993	(4)	JN1	THOMAS Jeni	CAR		15.58	15.47	31.05	31.18	+ 11.61
10	26	14887	1995	(2)	CH2	JENKINS Nia	NOR	BSA	15.98	16.17	32.15	53.90	+ 4.03
11	20	14746	1995	(3)	CH2	LAMBDEN Sarah	GLO	DRA	15.98	16.59	32.57	62.57	+ 20.14
12	25	17747	1992	(5)	JN1	GOULD Charlotte	TEL	TEL	15.92	16.70	32.62	63.60	+ 15.30
13	31	18454	1995	(4)	CH2	WIDDUP Bethany	PND		16.53	16.64	33.17	74.96	+ 19.34
14	24	14901	1992	(6)	JN1	LUCK Georgia	BRO	XSC	16.51	16.68	33.19	75.37	+ 27.21
15	21	4944	1991	(3)	JN2	HATCHER Kirsty	CAR		16.75	16.47	33.22	75.99	+ 32.25
16	9	14900	1989	(4)	JN2	LUCK Stacey	BRO	XSC	16.46	16.86	33.32	78.06	+ 47.13
17	41	14127	1994	(5)	CH2	BALDWIN Alice	NOR	BSA	16.60	16.77	33.37	79.09	+ 10.85
18	22	17439	1994	(6)	CH2	GREASBY Alexandra	HEM	BSA	16.39	17.36	33.75	86.94	+ 41.15
19	35	41216	1995	(7)	CH2	DAVIES Stephanie	CAR		16.28	17.50	33.78	87.56	+ 30.27
20	5	14383	1989	(5)	JN2	PARKER Hannah	SHK	LIO	17.27	16.72	33.99	91.89	+ 59.60
21	29	17970	1994	(8)	CH2	HATHWAY Ellen	ASR		16.74	17.26	34.00	92.10	+ 37.20
22	30	41480	1994	(9)	CH2	HOPKINS Emily	CAR		16.75	17.32	34.07	93.54	+ 38.37
23	38	18349	1994	(10)	CH2	POWELL Caroline	BWP	K	16.50	17.63	34.13	94.78	+ 33.17
24	48	17949	1991	(6)	JN2	THOMPSON Mikki	BRO		16.89	17.33	34.22	96.64	+ 6.29
25	51	14342	1991	(7)	JN2	PEACOCK Jessica	GLO	DRA	17.17	17.14	34.31	98.50	+ 5.23

SNOWSPORT ENGLAND

INGHAMS 33rd ALL ENGLAND SKI SLOPE CHAMPIONSHIPS 2008 (Norfolk)

Special Slalom - Female

All England 2008 - Official Results

Rank	Bib.	RegNo	Year	Rank	Cat	Name	Club	Club 2	Run 1	Run 2	Time	Points	Perf
26	36	14661	1995	(11)	CH2	BULLOCK Alexandra	TEL	TEL	16.75	17.58	34.33	98.91	+ 40.95
27	33	14381	1991	(8)	JN2	PARKER Heidi	SHK	LIO	16.78	17.64	34.42	100.77	+ 44.60
28	44	14700	1992	(7)	JN1	WILLIAMS Alice	GLO		16.99	17.80	34.79	108.41	+ 31.80
29	47	13795	1991	(9)	JN2	ELLIOTT Lauren	PND	K	17.73	17.33	35.06	113.99	+ 29.31
30	39	11183	1986	(3)	SEN	MEARNS Lesley	RAV	RAV	17.21	17.87	35.08	114.40	+ 51.15
31	53	14962	1996	(1)	CH1	SHAILES Polly	NOR		17.32	17.80	35.12	115.23	+ 21.42
32	55	18618	1996	(2)	CH1	BOZIER Hannah	ASR		17.63	17.64	35.27	118.32	+ 20.27
33	49	18013	1991	(10)	JN2	WILCOCKSON Melanie	SHK	LIO	17.67	17.84	35.51	123.28	+ 31.75
34	62	18080	1993	(8)	JN1	LAMB Katie	SHK		17.42	18.12	35.54	123.90	+ 11.79
35	56	17286	1993	(9)	JN1	WILLIS Katie	SUR	AMB	17.85	17.81	35.66	126.38	+ 27.94
36	50	14994	1995	(12)	CH2	MACAULAY Alice	SPR	SPR	17.65	18.07	35.72	127.62	+ 35.02
37	60	8273	1958	(1)	MA3	ONDRUSZ Mary	BRO	BRO	17.71	18.28	35.99	133.19	+ 27.62
38	52	41452	1994	(13)	CH2	WILLIAMS Sarah	CAR		17.57	18.48	36.05	134.43	+ 41.02
39	54	18348	1980	(4)	SEN	WATSON Vivien	PND		17.99	18.19	36.18	137.12	+ 42.13
40	57	17457	1991	(11)	JN2	HAMILTON Caroline	FLK		18.27	18.22	36.49	143.52	+ 43.20
41	72	14898	1994	(14)	CH2	MERCER Charlotte	NOR	BSA	18.27	18.32	36.59	145.58	+ 20.38
42	74	19155	1996	(3)	CH1	EDEN Katie	TOQ		18.10	18.78	36.88	151.57	+ 19.36
42	58	17721	1996	(3)	CH1	HALLETT Georgia	GLO	DRA	18.32	18.56	36.88	151.57	+ 47.68
44	37	17981	1985	(5)	SEN	AVERY Naomi	SOU		18.04	18.99	37.03	154.67	+ 93.16
45	77	18878	1991	(12)	JN2	SLATER Ella	ASR		18.54	18.60	37.14	156.94	+ 10.92
46	73	14262	1988	(6)	SEN	DAWES Sarah	MID		18.38	18.78	37.16	157.35	+ 30.61
47	67	17689	1996	(5)	CH1	GREENBANK Kelly	TEL		17.61	19.63	37.24	159.00	+ 44.32
48	61	18934	1994	(15)	CH2	VALE Nicola	BRO		18.73	18.52	37.25	159.21	+ 49.22
49	63	17936	1996	(6)	CH1	DAVIES Jenny	ASR	WEA	18.59	19.08	37.67	167.88	+ 54.95
50	70	14352	1992	(10)	JN1	LYTH Rebecca	PND	K	18.81	19.45	38.26	180.07	+ 58.68
51	89	19175	1996	(7)	CH1	PICKUP Rebecca	ASR		19.46	19.34	38.80	191.22	+ 16.78
52	83	18740	1997	(8)	CH1	MARTIN-HARRINGTON Beatrice	GLO	DRA	19.19	19.69	38.88	192.87	+ 27.58
53	78	17839	1994	(16)	CH2	PHELPS Sophia	MID	DRA	19.54	19.41	38.95	194.32	+ 42.13
54	76	19128	1995	(17)	CH2	WILLIAMS Beth	FLK		18.98	20.13	39.11	197.62	+ 59.13
55	23	14559	1993	(11)	JN1	LINLEY Natassja	GLO	DRA	16.80	22.81	39.61	207.95	+ 160.15
56	85	19002	1997	(9)	CH1	PETERS Emma		RAV	19.89	20.06	39.95	214.97	+ 45.86
57	88	18639	1992	(12)	JN1	BISHOP Holly	SHK		20.04	20.07	40.11	218.27	+ 44.61
58	75	18041	1996	(10)	CH1	HOMMEL Klara	HEM	WYC	20.38	20.46	40.84	233.34	+ 95.47
59	92	18660	1997	(11)	CH1	HATHWAY Isabella	ASR		20.86	20.23	41.09	238.51	+ 48.58
60	82	18033	1996	(12)	CH1	THOMAS Elisabeth	MID	K	20.09	21.03	41.12	239.13	+ 75.62
61	91	18863	1997	(13)	CH1	HENERY Deborah	SHK		20.59	20.75	41.34	243.67	+ 58.19
62	95	18455	1992	(13)	JN1	WIDDUP Laura	PND		20.59	21.50	42.09	259.16	+ 53.49
63	90	18890	1996	(14)	CH1	BELL Florence	MID		21.20	20.95	42.15	260.40	+ 84.24
64	96	14631	1961	(1)	MA2	DRISCOLL Sheila	HEM		22.78	23.14	45.92	338.25	+ 102.84
65	79	17516	1994	(18)	CH2	WALLER Olivia	MID	DRA	26.25	20.19	46.44	348.98	+ 196.78
66	68	18931	1993	(14)	JN1	MILES Joanna	WGC		34.16	21.50	55.66	539.38	+ 422.12

DNS - Run 1 (7)

7	14144	1990		JN2	BARBER Kathryn	WYC	K						
27	17736	1993		JN1	TAYLOR Jasmin	BGR	BSA						
80	18648	1997		CH1	ROTA Morgan	HEM							
81	19158	1995		CH2	HARDAWAY Chelsea	ASR	ASR						
86	17092	1996		CH1	HOLDSWORTH Lauren	SLP	SLP						
93	14242	1995		CH2	ORRELL Victoria-Lynn	PND	SSP						
94	41196	1995		CH2	MAURICE Samantha	CAR							

SNOWSPORT ENGLAND

INGHAMS 33rd ALL ENGLAND SKI SLOPE CHAMPIONSHIPS 2008 (Norfolk)

Special Slalom - Female

All England 2008 - Official Results

Rank	Bib.	RegNo	Year	Rank	Cat	Name	Club	Club 2	Run 1	Run 2	Time	Points	Perf
------	------	-------	------	------	-----	------	------	--------	-------	-------	------	--------	------

DNF - Run 1 (10)

1	12869	1991		JN2	STEGGLES Harriet	BGR	AMB						
3	13381	1988		SEN	VERNON Rowan	GLO							
4	12598	1990		JN2	CLIFFORD Abby	TEL	TEL						
15	17848	1992		JN1	HOOD Georgia	NOR							
34	14524	1992		JN1	CUTLER Gabrielle	SHK							
43	14964	1993		JN1	SHAILES Ellen	NOR							
46	41496	1993		JN1	WALSH Amelia	CAR							
66	19033	1994		CH2	WILSON Charlotte	SHK	LIO						
71	18889	1994		CH2	BELL Victoria	MID							
87	18560	1995		CH2	JAMES Sophie	BRS	BRS						

DSQ - Run 1 (3)

32	14382	1993		JN1	PARKER Olivia	SHK	LIO						Gate 17
42	17007	1993		JN1	YARDLEY Imogen	SHK	DRA						Gate 17
65	14996	1995		CH2	YOUNG Amy	SPR	SPR						Gate 8


DNF - Run 2 (8)

16	14942	1990		JN2	FREEZE Danielle	BRO			16.76				
17	18103	1993		JN1	BROWN Claire	TEL			27.14				
19	14713	1992		JN1	ASKEW Alexandra	CHT	K		15.96				
28	14263	1991		JN2	DAWES Emily	MID	WEA		20.59				
40	17787	1994		CH2	SHRIMPTON Charlotte	TEL	TEL		17.09				
59	17972	1994		CH2	GOULD Georgina	TEL			18.52				
69	14159	1970		MA1	ANDERSON Beverley	VIK	K		17.98				
84	19016	1995		CH2	SKIPPER Sophie	NOR			17.92				

DSQ - Run 2 (2)

45	19053	1993		JN1	STAFFORD Emma	SOU	SAS		18.34				Gate 15
64	19133	1994		CH2	BEE Anastasia	WGC			17.66				Gate 6

Technical Delegate



SNOWSPORT ENGLAND

INGHAMS 33rd ALL ENGLAND SKI SLOPE CHAMPIONSHIPS 2008 (Norfolk)

Special Slalom - Female

Penalty calculation

Rank	Bib.	RegNo	Name	Year	Points	Best 5	Race points
Best 10 at finish							
1	8	41488	DAVIES Charlotte	1991	10.00	10.00	0.00
2	18	41274	HALES Alice	1992	41.86	-	-
3	11	13766	EVANS Emily	1994	7.79	7.79	12.80
4	14	13765	EVANS Charlotte	1991	7.86	7.86	13.63
5	10	13051	ADCOCK Rachel	1987	5.00	5.00	17.76
6	12	17857	WHITELOCK Emily	1993	27.53	-	-
7	13	12854	THOMAS-JACKSON Alessia	1993	12.68	12.68	27.46
8	2	41070	THELWELL Alice	1987	15.06	-	-
9	6	41195	THOMAS Jeni	1993	20.34	-	-
10	26	14887	JENKINS Nia	1995	50.64	-	-

Best 5 at start


5	10	13051	ADCOCK Rachel	1987	5.00
DNF	4	12598	CLIFFORD Abby	1990	5.37
3	11	13766	EVANS Emily	1994	7.79
4	14	13765	EVANS Charlotte	1991	7.86
1	8	41488	DAVIES Charlotte	1991	10.00

TOTAL

(B) List points of best 5 at start	36.02
(A) List points of the best 5 to finish in top 10	43.33
(C) Race points of corresponding competitors	71.65

Calculated penalty (A + B - C) = 7.70 / 10	0.77
Correction value (Z)	0.00
Category adder	0.00
Applied penalty	0.77

Technical Delegate




**INGHAMS ALL ENGLAND
ARTIFICIAL SKI SLOPE CHAMPIONSHIPS 2008
DNF/DSQ Run 1 - Female - Run 2 Times
Unofficial Ranking**

Rank	Bib.	Year	Rank	Cat	Name	Club	Time
1	1	1991	(1)	JN2	STEGGLES Harriet	BGR	15.45
2	3	1988	(1)	SEN	VERNON Rowan	GLO	15.88
3	65	1995	(1)	CH2	YOUNG Amy	SPR	18.04
4	42	1993	(1)	JN1	YARDLEY Imogen	SHK	18.31
5	66	1994	(2)	CH2	WILSON Charlotte	SHK	18.80
6	71	1994	(3)	CH2	BELL Victoria	MID	19.21
7	87	1995	(4)	CH2	JAMES Sophie	BRS	21.43

DNF (6)

4	1990	JN2	CLIFFORD Abby	TEL
15	1992	JN1	HOOD Georgia	NOR
32	1993	JN1	PARKER Olivia	SHK
34	1992	JN1	CUTLER Gabrielle	SHK
43	1993	JN1	SHAILES Ellen	NOR
46	1993	JN1	WALSH Amelia	CAR



SNOWSPORT ENGLAND

INGHAMS 33rd ALL ENGLAND SKI SLOPE CHAMPIONSHIPS 2008 (Norfolk)

Special Slalom - Male

All England 2008 - Official Results

COMPETITION JURY

TECHNICAL DELEGATE HARRIS Peter (GBR)
 REFEREE GRANT Andrea (HEM)
 CHIEF OF RACE JENKINS Lloyd (NOR)

TECHNICAL DATA

COURSE Norfolk Ski Centre - Norwich
 START
 FINISH
 DROP
 LENGTH 180 m
 HOMOLOGATION AESC/NOR/2008

1st RUN

COURSESETTER BARTLETT Sally (WYC)
 FORERUNNERS - A - DARRELL Mathew (NOR)
 - B - WAYLING Lloyd (NOR)
 - C - DECAS Nicola (BORM)

2nd RUN

BROWN Philip (HEM)
 - A - DARRELL Mathew (NOR)
 - B - WAYLING Lloyd (NOR)
 - C - MESUT Justin (NOR)

GATES 17
 DIRECTIONS 17
 STARTING TIME 1100

17
 17
 1430

WEATHER : Dry (Initially) - Cloudy - Wet SNOW : Melting - Slushy TEMPERATURE S : 19° F : 0°
 APPLIED PENALTY : 0.00 F = 610

Rank	Bib.	RegNo	Year	Rank	Cat	Name	Club	Club 2	Run 1	Run 2	Time	Points	Perf
1	3	11915	1984	(1)	SEN	TELLING Marc	BGR	AMB	13.16	13.29	26.45	0.00	- 2.09
2	12	14949	1991	(1)	JN2	MORGAN Bradley	PND	K	13.23	13.40	26.63	4.15	- 4.82
3	1	12943	1988	(2)	SEN	ROBINSON Oliver	BGR	DHO	13.20	13.52	26.72	6.23	- 8.77
4	10	9810	1980	(3)	SEN	WALTERS Peter	BRO		13.50	13.43	26.93	11.07	+ 1.03
5	2	12879	1990	(2)	JN2	ROOSE Andrew	PND		13.71	14.13	27.84	32.06	+ 30.66
6	7	41182	1990	(3)	JN2	HALES Thomas	CAR		13.93	13.94	27.87	32.75	+ 22.04
7	11	13125	1990	(4)	JN2	HALL Benn	ARW	DRA	13.64	14.30	27.94	34.36	+ 34.36
8	18	12458	1982	(4)	SEN	TELLING Paul	BGR	AMB	13.90	14.05	27.95	34.59	+ 13.92
9	15	41481	1992	(1)	JN1	FLAHIVE Gerard	HEM		14.08	14.03	28.11	38.28	+ 25.55
10	17	12797	1991	(5)	JN2	CURTIS Daniel	BWP	SC	13.97	14.24	28.21	40.59	+ 20.99
11	9	4742	1987	(5)	SEN	CRAWFORD Andrew	SWN		14.30	14.37	28.67	51.20	+ 43.43
12	31	13315	1993	(2)	JN1	HILL Ashley	BGR	AMB	14.36	14.41	28.77	53.50	+ 9.68
13	37	41217	1992	(3)	JN1	DAVIES Andrew	CAR		14.49	14.61	29.10	61.12	+ 14.28
14	55	18594	1995	(1)	CH2	BLYTH Shaun	NOR	BSA	14.63	14.50	29.13	61.81	- 6.73
15	41	11239	1988	(6)	SEN	LAMBERT Adam	HEM	HEM	14.72	14.43	29.15	62.27	+ 12.15
16	33	17456	1992	(4)	JN1	HICKEY Jack	BRO		14.49	14.69	29.18	62.96	+ 18.19
17	27	17356	1991	(6)	JN2	HORNSBY Harry	MID	WEA	14.12	15.07	29.19	63.19	+ 29.14
18	43	14889	1990	(7)	JN2	BAKSH Peter	BRO		14.55	14.67	29.22	63.88	+ 12.62
18	36	14185	1993	(5)	JN1	EVANS Daniel	RAV	BSA	14.57	14.65	29.22	63.88	+ 17.62
20	21	12221	1988	(7)	SEN	ARMSTRONG Colin	EXD		14.47	14.90	29.37	67.34	+ 39.88
21	26	10044	1979	(8)	SEN	PYLE Christopher	RAV		14.70	14.69	29.39	67.80	+ 33.98
22	65	30555	1992	(6)	JN1	MCWHIRTER Scott	GSS	SSC	14.85	14.79	29.64	73.57	- 3.70
23	34	17479	1986	(9)	SEN	POWELL Jonathan	SOU		15.08	14.59	29.67	74.26	+ 29.45
24	30	14740	1990	(8)	JN2	BECKETT Simon	NOR	SC	14.66	15.02	29.68	74.49	+ 34.53
25	64	17507	1992	(7)	JN1	MAY Christopher	MID	WEA	14.86	14.85	29.71	75.18	- 1.67

SNOWSPORT ENGLAND

INGHAMS 33rd ALL ENGLAND SKI SLOPE CHAMPIONSHIPS 2008 (Norfolk)

Special Slalom - Male

All England 2008 - Official Results

Rank	Bib.	RegNo	Year	Rank	Cat	Name	Club	Club 2	Run 1	Run 2	Time	Points	Perf
26	44	12802	1988	(10)	SEN	CALVERT Peter	ASR	DRA	15.05	14.84	29.89	79.33	+ 27.18
27	69	18610	1991	(9)	JN2	DEAKIN William	FLK	DHO	14.86	15.10	29.96	80.95	- 4.38
28	46	14277	1992	(8)	JN1	PORTER Benjamin	FLK	DHO	14.95	15.07	30.02	82.33	+ 24.08
29	54	41180	1993	(9)	JN1	RICHARDS Ashley	SWN		15.09	14.98	30.07	83.49	+ 15.36
30	61	14391	1996	(1)	CH1	BREESE Ashley	TEL	TEL	14.76	15.36	30.12	84.64	+ 11.15
31	85	14575	1997	(2)	CH1	POTH Robert	HEM	SLP	15.17	15.14	30.31	89.02	- 14.71
32	47	14435	1991	(10)	JN2	CROWTHER James	BRO		14.99	15.35	30.34	89.71	+ 31.10
33	52	17015	1993	(10)	JN1	ABELA Corey	BWP	BSA	15.20	15.29	30.49	93.17	+ 29.03
33	51	19163	1979	(11)	SEN	HAWKINS Mark	MID		15.19	15.30	30.49	93.17	+ 30.19
35	49	17793	1991	(11)	JN2	MORGAN Freddie	CHT		15.39	15.11	30.50	93.40	+ 31.82
36	67	18512	1994	(2)	CH2	WITTS Kaigan	PND		15.31	15.31	30.62	96.17	+ 17.55
37	58	14712	1993	(11)	JN1	ASKEW David	CHT	K	15.37	15.30	30.67	97.32	+ 26.84
38	59	17976	1993	(12)	JN1	GOODMAN Joshua	BRO		15.58	15.32	30.90	102.63	+ 31.75
39	77	17351	1994	(3)	CH2	DANNATT Timothy	GLO	DRA	15.36	15.89	31.25	110.70	+ 14.09
40	66	13891	1994	(4)	CH2	LEESON Richard	PND		15.91	15.72	31.63	119.46	+ 41.63
41	80	14927	1993	(13)	JN1	DAVIES Peter	ASR	WEA	15.83	15.84	31.67	120.39	+ 22.26
42	68	14350	1996	(3)	CH1	POTH Daniel	HEM	SLP	15.65	16.19	31.84	124.31	+ 40.94
43	60	14260	1994	(5)	CH2	FAIRBAIRN Samual	SOU	BSA	15.96	16.04	32.00	128.00	+ 56.99
44	104	14347	1995	(6)	CH2	GIBB James	CHT	K	15.87	16.15	32.02	128.46	+ 6.88
45	122	17564	1996	(4)	CH1	SEYMOUR Luke	MED	K	16.12	15.96	32.08	129.84	- 18.82
46	164	14637	1994	(7)	CH2	MCLAUGHLIN Thomas	STS	TEL	15.56	16.58	32.14	131.22	+ 33.86
47	83	5370	1965	(1)	MA2	HJORT Andrew	RAV		16.00	16.50	32.50	139.53	+ 37.26
48	118	18558	1996	(5)	CH1	WILLOWS Laurence	BRO		16.47	16.10	32.57	141.14	- 2.01
49	99	17519	1997	(6)	CH1	STOKES Oliver	GLO	DRA	16.56	16.25	32.81	146.68	+ 28.85
50	106	18347	1995	(8)	CH2	DAVIS George	GLO	DRA	16.23	16.66	32.89	148.52	+ 25.16
51	108	18579	1994	(9)	CH2	SADLER Francis	BRS		16.64	16.44	33.08	152.90	+ 24.98
52	126	17455	1994	(10)	CH2	GRUMMETT William	SA		16.75	16.53	33.28	157.52	+ 5.00
53	109	14344	1993	(14)	JN1	PORTER Tobias	FLK	DHO	16.41	16.95	33.36	159.36	+ 31.40
54	84	17319	1996	(7)	CH1	YATES Christopher	STS		16.66	16.76	33.42	160.74	+ 57.99
55	107	14856	1996	(8)	CH1	GRANT Thomas	HEM		16.45	17.15	33.60	164.90	+ 40.09
55	101	2311	1950	(1)	MA3	WILLIAMS John	NOR		16.52	17.08	33.60	164.90	+ 44.77
57	113	17052	1988	(12)	SEN	SHAH Sawan	WYC		17.15	16.51	33.66	166.28	+ 28.97
58	105	19247	1988	(13)	SEN	COZON Louis	HEM	HEM	17.06	16.70	33.76	168.59	+ 46.83
59	75	17312	1992	(15)	JN1	WILSON Simon	STS		17.21	16.75	33.96	173.20	+ 82.89
60	89	17363	1991	(12)	JN2	BROTHERTON Tom	WGC		17.10	16.96	34.06	175.50	+ 68.15
61	112	10596	1963	(2)	MA2	BUNTON Paul	BRO		16.92	17.28	34.20	178.73	+ 43.00
62	103	18571	1992	(16)	JN1	CONDE Jamie	MID		16.68	17.72	34.40	183.35	+ 61.87
63	114	13217	1968	(3)	MA2	SHARP Anthony	HEM		17.21	17.39	34.60	187.96	+ 49.30
64	119	19129	1994	(11)	CH2	WILLIAMS Harry	FLK		17.45	17.40	34.85	193.72	+ 50.33
65	125	18506	1991	(13)	JN2	BUSHNELL Allan	WYC		17.14	18.04	35.18	201.33	+ 49.06
66	141	14899	1995	(12)	CH2	MERCER Patrick	NOR	BSA	17.51	17.74	35.25	202.95	+ 14.71
67	138	18586	1994	(13)	CH2	THORLEY Alasdair	MID		17.47	17.88	35.35	205.26	+ 27.41
68	23	2685	1971	(1)	MA1	BLACKWELL David	WYC		14.35	21.33	35.68	212.87	+ 182.52
69	140	17948	1994	(14)	CH2	THOMPSON William	BRO		18.02	17.84	35.86	217.02	+ 31.64
70	144	19209	1997	(9)	CH1	WHEELER William	ASR		18.08	17.91	35.99	220.02	+ 18.94
71	136	18281	1996	(10)	CH1	BRECHANY Liam	RAV		18.78	18.22	37.00	243.31	+ 68.21
72	148	18658	1997	(11)	CH1	FENWICK Mitchell	BRO		18.62	18.99	37.61	257.38	+ 52.04
73	117	17935	1963	(4)	MA2	DAVIES Brian	ASR		18.86	18.77	37.63	257.84	+ 115.31
74	157	10372	1959	(5)	MA2	ANDERSON Christopher	VIK	K	18.61	19.07	37.68	258.99	+ 27.90
75	147	18916	1995	(15)	CH2	FARR Oliver	SHK		19.23	18.46	37.69	259.22	+ 54.19
76	120	18659	1959	(6)	MA2	NAYLER Graham	ASR		19.08	18.98	38.06	267.75	+ 122.53
77	162	17931	1995	(16)	CH2	SOUTHALL Kieran	FLK		19.85	20.01	39.86	309.27	+ 84.20

SNOWSPORT ENGLAND

INGHAMS 33rd ALL ENGLAND SKI SLOPE CHAMPIONSHIPS 2008 (Norfolk)

Special Slalom - Male

All England 2008 - Official Results

Rank	Bib.	RegNo	Year	Rank	Cat	Name	Club	Club 2	Run 1	Run 2	Time	Points	Perf
78	150	19124	1995	(17)	CH2	MILLS Josh	TEL		20.77	20.81	41.58	348.93	+ 139.45
79	124	18247	1994	(18)	CH2	ALLEN Samuel	MID	BSA	24.14	17.54	41.68	351.24	+ 198.97
80	111	13313	1967	(7)	MA2	SADLER Leon	BRS		24.22	18.93	43.15	385.14	+ 252.80
81	153	19075	1997	(12)	CH1	SMITH Samuel	MID		19.14	30.76	49.90	540.81	+ 327.80
82	110	13792	1995	(19)	CH2	KNOWLES Michael	PND	DRA	32.45	18.08	50.53	555.34	+ 423.85
83	81	18629	1993	(17)	JN1	MOLLOY Daniel	NOR		18.88	32.03	50.91	564.11	+ 464.36
84	137	17840	1997	(13)	CH1	PHELPS Nicholas	MID	DRA	17.04	42.01	59.05	751.83	+ 574.34

DNS - Run 1 (10)

29	13364	1991		JN2	ORRELL Marcus	PND	SSP						
62	13628	1992		JN1	STRAW Gregory	ARW	DRA						
79	13228	1992		JN1	MILSTED James	RAV	TSD						
116	18813	1996		CH1	WILLIAMS Marcus	NOR	BSA						
132	18714	1993		JN1	WAILES Andrew	NOR	BSA						
149	18868	1994		CH2	YATES Jack	MID							
154	19005	1995		CH2	NORRIS Kieran	VIK	BSA						
158	18598	1986		SEN	FREEDMAN James	BKL							
159	19135	1961		MA2	NORRIS John	VIK							
163	14286	1995		CH2	DOUGHTY Angus	BRO	DHO						

DNF - Run 1 (28)

14	41230	1991		JN2	THELWELL Michael	ARW							
16	11619	1985		SEN	MESUT Justin	NOR	SC						
19	41041	1989		JN2	WATSON Simon	CAR							
22	17438	1992		JN1	MOLLOY Michael	NOR							
35	14827	1991		JN2	WRIGHT Craig	HEM	VIK						
40	17500	1991		JN2	HUTCHINGS Adam	PND	DRA						
42	13350	1991		JN2	AKISTER Edward	NOR							
45	41092	1992		JN1	DAVIES Colin	CAR							
53	41454	1993		JN1	STEPHENS Samuel	CAR							
56	17919	1992		JN1	RICHARDSON Charles	PND	DRA						
57	18257	1993		JN1	MOZOL James	GLO							
70	14950	1995		CH2	MORGAN Jake	PND	K						
71	93	1962		MA2	ROBINSON Andrew	ASR							
74	2257	1965		MA2	ONDRUSZ Tomasz	BRO	BRO						
78	17952	1982		SEN	CROWTHER Christopher	FLK							
86	17513	1997		CH1	FELLOWS Jordan	TEL	TEL						
87	14679	1988		SEN	COULSON Adam	RAV	DRA						
88	18574	1985		SEN	WHYATT Laurence	HEM							
91	18106	1975		MA1	BEAK Robbie	MID							
98	41445	1993		JN1	SPILL George	CAR							
123	18622	1989		JN2	ABBOTT Alexander	NOR							
127	18807	1993		JN1	MROZ Dominik	BWP	DHO						
129	14921	1992		JN1	HUGHES Toby	NOR							
134	19003	1997		CH1	IVES Angus	NOR							
139	19130	1992		JN1	WILLIAMS Jamie	FLK							
143	18638	1995		CH2	BISHOP Angus	SHK							
152	41597	1997		CH1	POWELL Ethan	GLO							
161	17932	1997		CH1	SOUTHALL Frazer	FLK							

DSQ - Run 1 (13)

13	41042	1991		JN2	WATSON Andrew	CAR							Gate 17
----	-------	------	--	-----	---------------	-----	--	--	--	--	--	--	---------

SNOWSPORT ENGLAND

INGHAMS 33rd ALL ENGLAND SKI SLOPE CHAMPIONSHIPS 2008 (Norfolk)

Special Slalom - Male

All England 2008 - Official Results

Rank	Bib.	RegNo	Year	Rank	Cat	Name	Club	Club 2	Run 1	Run 2	Time	Points	Perf
	24	12946	1990		JN2	GREENWOOD James	CHT	BSA					Gate 17
	25	13389	1989		JN2	LEESON Andrew	PND						Gate 17
	48	14855	1994		CH2	GRANT James	HEM						Gate 17
	63	14168	1993		JN1	WHEATMAN Max	XSC	AMB					Gate 17
	72	18607	1993		JN1	MILLER Nicholas	MID	DRA					Gate 9
	76	18757	1993		JN1	LUCIE-SMITH Ross	WGC						Gate 17
	92	17454	1994		CH2	GRUMMETT Luke	SA						Gate 9
	94	17198	1995		CH2	DAVIES James	GLO	DRA					Gate 17
	115	18992	1994		CH2	UPTON Ben	WGC	BSA					Gate 17
	130	14515	1963		MA2	HOOD Andy	NOR						Gate 17
	146	19072	1995		CH2	HONEY Jack	ASR						Gate 17
	156	19192	1995		CH2	FIRMINGER Jack	GLO						Gate 13


DNF - Run 2 (23)

	5	10091	1985		SEN	BRUTON Matthew	BGR			14.06			
	6	12989	1989		JN2	RICHERS Stuart	NOR			14.21			
	8	41124	1990		JN2	JEAL Alex	GLO			13.57			
	20	41276	1992		JN1	WILLIAMS Ian	CAR			14.46			
	28	9694	1985		SEN	CLARK Benjamin	BRO	K		14.19			
	32	41273	1960		MA2	HALES Robert	CAR			16.97			
	38	11667	1986		SEN	MCCARTHY Christopher	HEM	SC		14.69			
	39	12856	1990		JN2	KNOCK James	SHK	BGR		14.43			
	50	41397	1992		JN1	SANGER Scott	CAR			14.79			
	73	17284	1996		CH1	SIEBER James	SPR	SPR		14.89			
	82	13289	1993		JN1	FLAHIVE Niall	HEM	SSP		15.45			
	90	41504	1995		CH2	LEWIS Barney	GLO			16.90			
	93	14145	1992		JN1	BARBER Toby	WYC	K		23.88			
	95	14297	1996		CH1	MOSS Maximillian	AMB	AMB		15.64			
	97	18811	1994		CH2	FURIO Marco	TEL	TEL		16.47			
	102	17860	1995		CH2	GREENE Kieran	CHT	K		16.05			
	121	17979	1997		CH1	WHITELOCK Douglas	PND	KND		16.80			
	128	19083	1995		CH2	BROWN Jack	FLK			28.73			
	142	41559	1996		CH1	EATON Oliver	MID			17.46			
	145	18088	1997		CH1	RICHARDSON George	PND	BSA		18.86			
	151	14940	1960		MA2	BECKETT David	NOR			17.33			
	155	18862	1995		CH2	HENERY Sam	SHK			25.99			
	160	41479	1992		JN1	TINKLER William	CAR			17.70			

DSQ - Run 2 (6)

	4	12122	1986		SEN	WYATT Daniel	PND			13.29			Gate 15
	96	41564	1993		JN1	RICHARD Daniel	TOR			16.61			Gate 17
	100	18509	1994		CH2	MILLER Gareth	BRS			28.42			Gate 7
	131	41598	1995		CH2	BELL Thomas	GLO			18.61			Gate 17
	133	14846	1995		CH2	JACKSON Alexander	SA			18.41			Gate 13
	135	17862	1994		CH2	EVANS Joshua	STS			17.92			Gate 13

Technical Delegate



SNOWSPORT ENGLAND

INGHAMS 33rd ALL ENGLAND SKI SLOPE CHAMPIONSHIPS 2008 (Norfolk)

Special Slalom - Male

Penalty calculation

Rank	Bib.	RegNo	Name	Year	Points	Best 5	Race points
Best 10 at finish							
1	3	11915	TELLING Marc	1984	2.09	2.09	0.00
2	12	14949	MORGAN Bradley	1991	8.97	8.97	4.15
3	1	12943	ROBINSON Oliver	1988	15.00	-	-
4	10	9810	WALTERS Peter	1980	10.04	10.04	11.07
5	2	12879	ROOSE Andrew	1990	1.40	1.40	32.06
6	7	41182	HALES Thomas	1990	10.71	-	-
7	11	13125	HALL Benn	1990	0.00	0.00	34.36
8	18	12458	TELLING Paul	1982	20.67	-	-
9	15	41481	FLAHIVE Gerard	1992	12.73	-	-
10	17	12797	CURTIS Daniel	1991	19.60	-	-

Best 5 at start


7	11	13125	HALL Benn	1990	0.00
5	2	12879	ROOSE Andrew	1990	1.40
1	3	11915	TELLING Marc	1984	2.09
DSQ	4	12122	WYATT Daniel	1986	5.09
DNF	8	41124	JEAL Alex	1990	5.91

TOTAL

(B) List points of best 5 at start	14.49	
(A) List points of the best 5 to finish in top 10		22.50
(C) Race points of corresponding competitors		81.64

Calculated penalty (A + B - C) = -44.65 / 10	-4.46
Correction value (Z)	0.00
Category adder	0.00
Applied penalty	(-4.46) 0.00

Technical Delegate



INGHAMS ALL ENGLAND
ARTIFICIAL SKI SLOPE CHAMPIONSHIPS 2008
DNF/DSQ Run 1 - Male -= Run 2 Times
Unofficial Ranking

Rank	Bib.	Year	Rank	Cat	Name	Club	Time
1	14	1991	(1)	JN2	THELWELL Michael	ARW	14.07
2	24	1990	(2)	JN2	GREENWOOD James	CHT	14.61
3	25	1989	(3)	JN2	LEESON Andrew	PND	15.09
4	70	1995	(1)	CH2	MORGAN Jake	PND	15.28
5	56	1992	(1)	JN1	RICHARDSON Charles	PND	15.45
6	57	1993	(2)	JN1	MOZOL James	GLO	15.67
7	71	1962	(1)	MA2	ROBINSON Andrew	ASR	15.94
8	129	1992	(3)	JN1	HUGHES Toby	NOR	16.17
9	78	1982	(1)	SEN	CROWTHER Christopher	FLK	16.76
10	76	1993	(4)	JN1	LUCIE-SMITH Ross	WGC	17.22
11	88	1985	(2)	SEN	WHYATT Laurence	HEM	17.34
12	91	1975	(1)	MA1	BEAK Robbie	MID	17.62
13	115	1994	(2)	CH2	UPTON Ben	WGC	18.11
14	156	1995	(3)	CH2	FIRMINGER Jack	GLO	18.64
15	139	1992	(5)	JN1	WILLIAMS Jamie	FLK	18.78
16	161	1997	(1)	CH1	SOUTHALL Frazer	FLK	19.04
17	143	1995	(4)	CH2	BISHOP Angus	SHK	19.38
18	146	1995	(5)	CH2	HONEY Jack	ASR	20.90
19	94	1995	(6)	CH2	DAVIES James	GLO	22.65
20	72	1993	(6)	JN1	MILLER Nicholas	MID	32.73

DNS (1)

16	1985		SEN	MESUT Justin	NOR
----	------	--	-----	--------------	-----

DNF (19)

13	1991		JN2	WATSON Andrew	CAR
19	1989		JN2	WATSON Simon	CAR
22	1992		JN1	MOLLOY Michael	NOR
35	1991		JN2	WRIGHT Craig	HEM
40	1991		JN2	HUTCHINGS Adam	PND
42	1991		JN2	AKISTER Edward	NOR
45	1992		JN1	DAVIES Colin	CAR
48	1994		CH2	GRANT James	HEM
53	1993		JN1	STEPHENS Samuel	CAR
74	1965		MA2	ONDRUSZ Tomasz	BRO
86	1997		CH1	FELLOWS Jordan	TEL
87	1988		SEN	COULSON Adam	RAV
92	1994		CH2	GRUMMETT Luke	SA
98	1993		JN1	SPILL George	CAR
123	1989		JN2	ABBOTT Alexander	NOR
127	1993		JN1	MROZ Dominik	BWP

INGHAMS ALL ENGLAND**ARTIFICIAL SKI SLOPE CHAMPIONSHIPS 2008**

DNF/DSQ Run 1 - Male -= Run 2 Times

Unofficial Ranking

Rank	Bib.	Year	Rank	Cat	Name	Club	Time
	130	1963		MA2	HOOD Andy	NOR	
	134	1997		CH1	IVES Angus	NOR	
	152	1997		CH1	POWELL Ethan	GLO	